

Presentation to the Bail Blue Ribbon Commission August 16, 2018

A perspective from Denver and Weld County Pretrial Services
Programs

Denver /Weld Pretrial Services Overview

Greg Mauro, Director

Denver Community Corrections

Doug Erler, Director

Weld County Justice Services Department

Denver implemented actuarial risk assessment and the use of a risk informed pretrial supervision model in 2012.

2012

Colorado Pretrial Assessment Tool (CPAT) Implemented

Ontario Domestic Abuse Risk Assessment (ODARA) Implemented

Risk Informed Supervision Matrix Established

2013

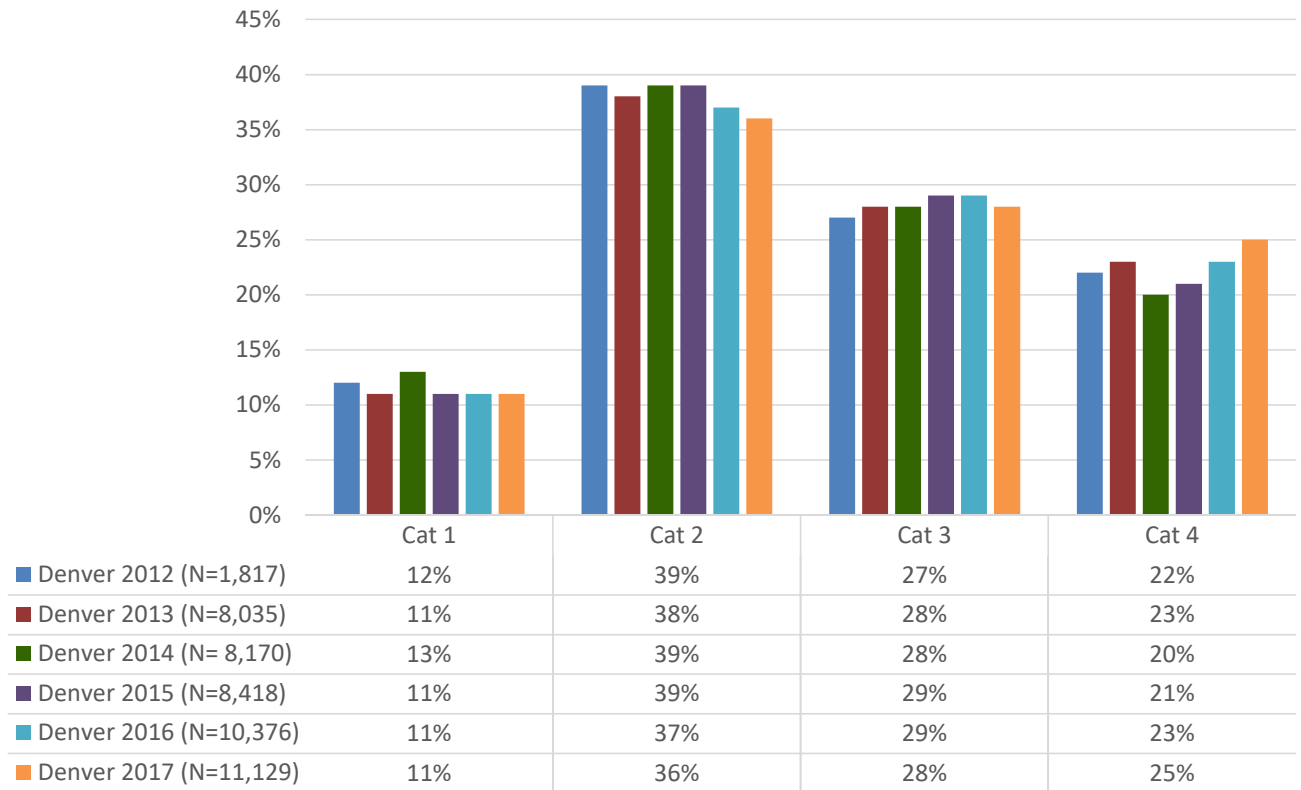
Revised Colorado Bail Statute

2014-2017

Denver Smart Pretrial Demonstration Initiative

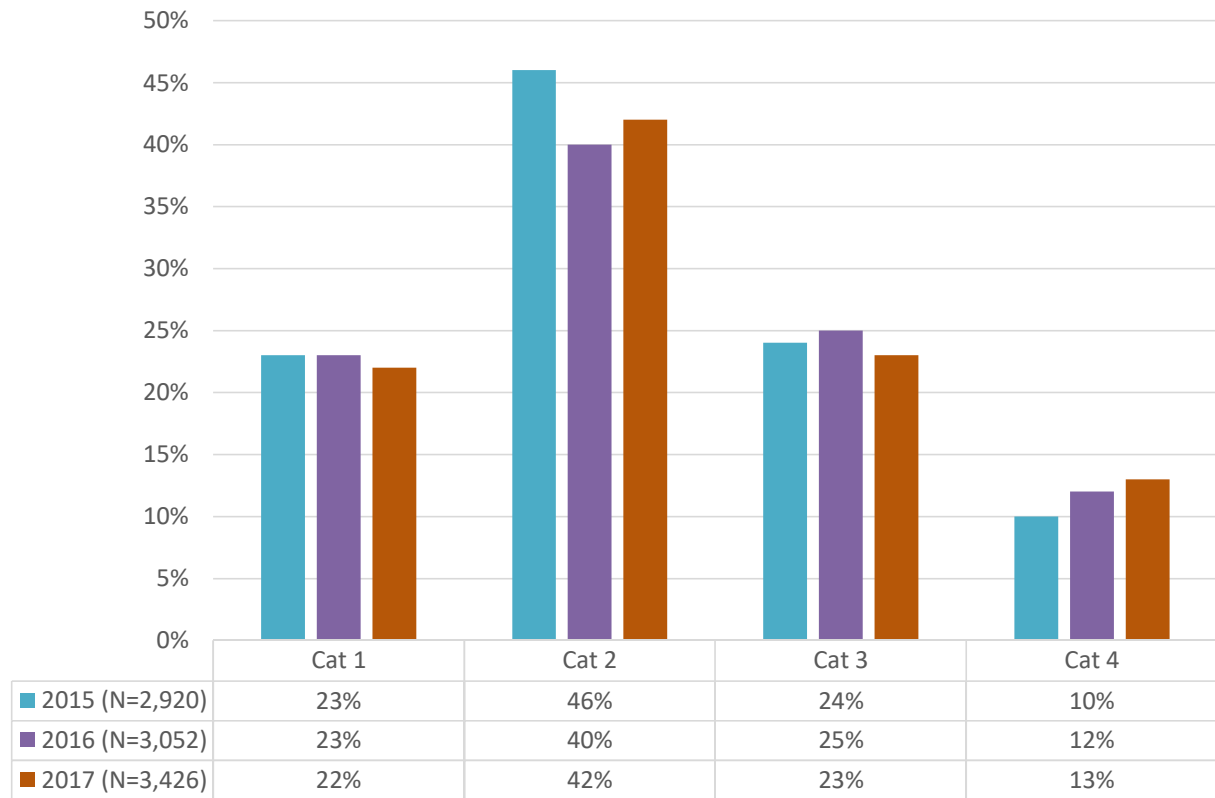
While the number of case filings continues to rise, distributions within CPAT risk categories have remained consistent over time.

Denver CPAT Assessment Information 2012-2017



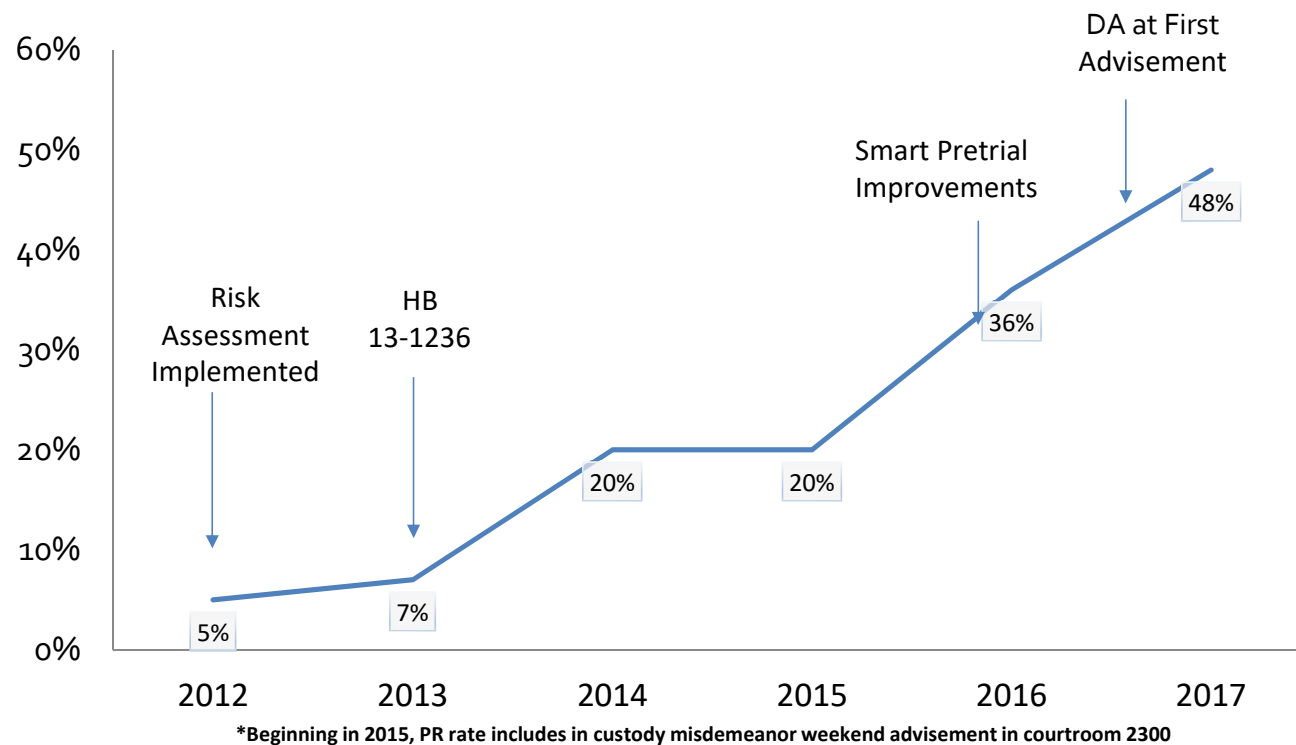
While the number of case filings continues to rise, distributions within CPAT risk categories have remained consistent over time.

Weld County CPAT Assessment Information 2015-2017



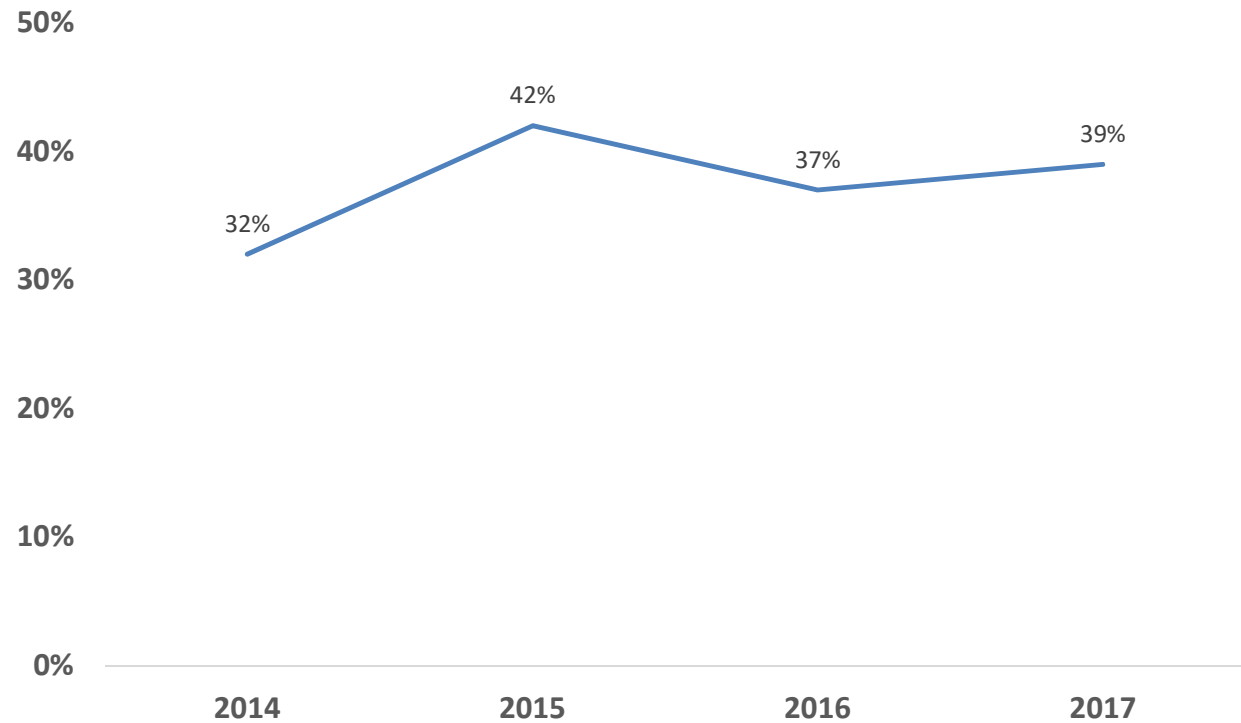
With continued collaboration and education on pretrial justice issues, Denver's non-monetary release types has steadily increased, reaching a high of 58% in August of 2017.

Percentage of Felony PR Bonds Granted 2012-2017



In Weld County, the percentage of pretrial releases on Personal Recognizance increased from 32% in 2014 to 39% in 2017.

**Percentage of Cases with PR Bonds Granted
2014-2017**



Denver Pretrial Services Investigation Unit completes a bond report on all assessed defendants, which includes a recommendation regarding pretrial supervision. The decision matrix was updated in 2016 and is part of the current Pretrial Judicial Order.

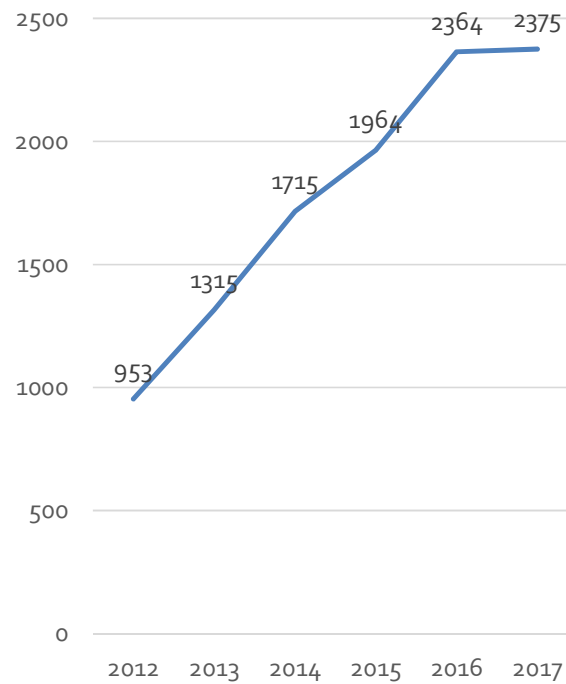
Denver Pretrial Decision Making Framework-Misdemeanor and Felony Offenses

Primary Charge and CPAT Category Enhancers <i>(move up one level of supervision)</i>	•Non VRA Misdemeanors	•NonVRA Felonies	•VRA Misdemeanors	•Misdemeanor DV	•VRA Felony Crimes	•Felony Sex Offenses
	 <ul style="list-style-type: none"> • Currently supervised on felony probation, parole, or pretrial supervision for any criminal offense • Two or more pending felony cases or misdemeanor assault cases within one year of current offense date • Offense Involves a knife or a firearm in current charge • High ODARA score (7+) • Felony Child Abuse or Felony Sex Assault on a Child 				•Indecent Exposure	•Felony DV •DF1 •Burglary of a Dwelling
Category 1 Score: 0 to 17 (87% Success) 91% Public Safety, 95% Court Appearance						
Category 2 Score: 18 to 37 (71% Success) 80% Public Safety, 85% Court Appearance						
Category 3 Score: 38 to 50 (58% Success) 69% Public Safety, 77% Court Appearance						
Category 4 Score: 51 to 82 (33% Success) 58% Public Safety, 51% Court Appearance						

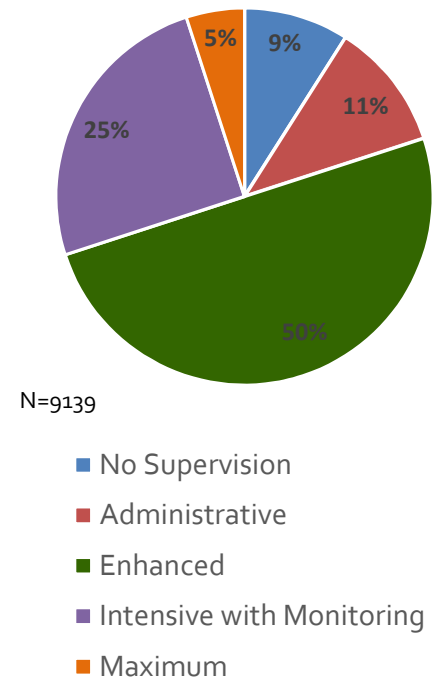
No Pretrial Services Supervision	Administrative (Adm)	Enhanced (Enh)	Intensive w/EM Monitoring (Int)	Maximum Supervision
Statutory Conditions Only	Court Reminder Calls Only	Court Reminder Calls	Court Reminder Calls	Court Reminder Calls
	Notification of New Arrest	Notification of new arrest	Notification of new arrest	Home Confinement
	Telephone check ins after court appearances	Check-in physically after court appearances	Check-in physically after court appearances	Electronic Monitoring/Surveillance
		Telephone check ins as needed	Alcohol/ GPS/ Home Monitoring*	Check-in physically after court appearances
			Curfew/Employment Leave Only*	
		Case Management meetings as needed	Case Management meetings 1 to 4x per month (30 days) Telephone Check Ins as needed	
		Substance Testing if ordered	Substance Testing if ordered	

As the emphasis on money based systems declines, the Denver pretrial supervised population has continued to increase.

Denver County Pretrial Services Program supervised Average Daily Population (ADP)

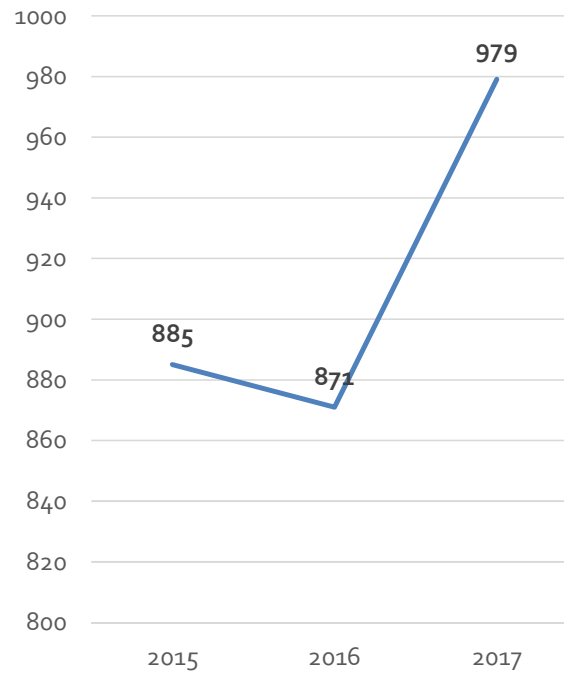


Ordered Supervision Levels 2017

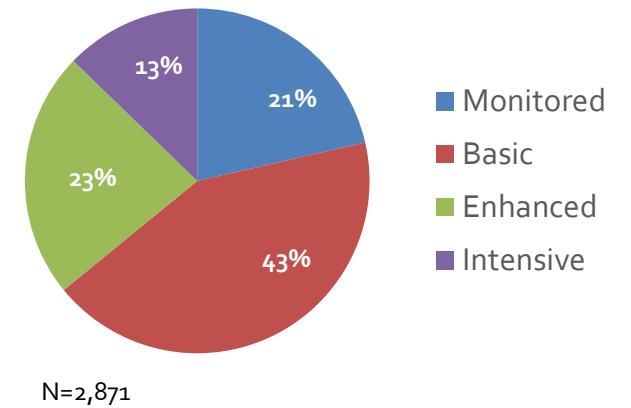


The Weld County pretrial supervision population has also continued to increase.

**Weld County Pretrial Services
Average Daily Population (ADP)**

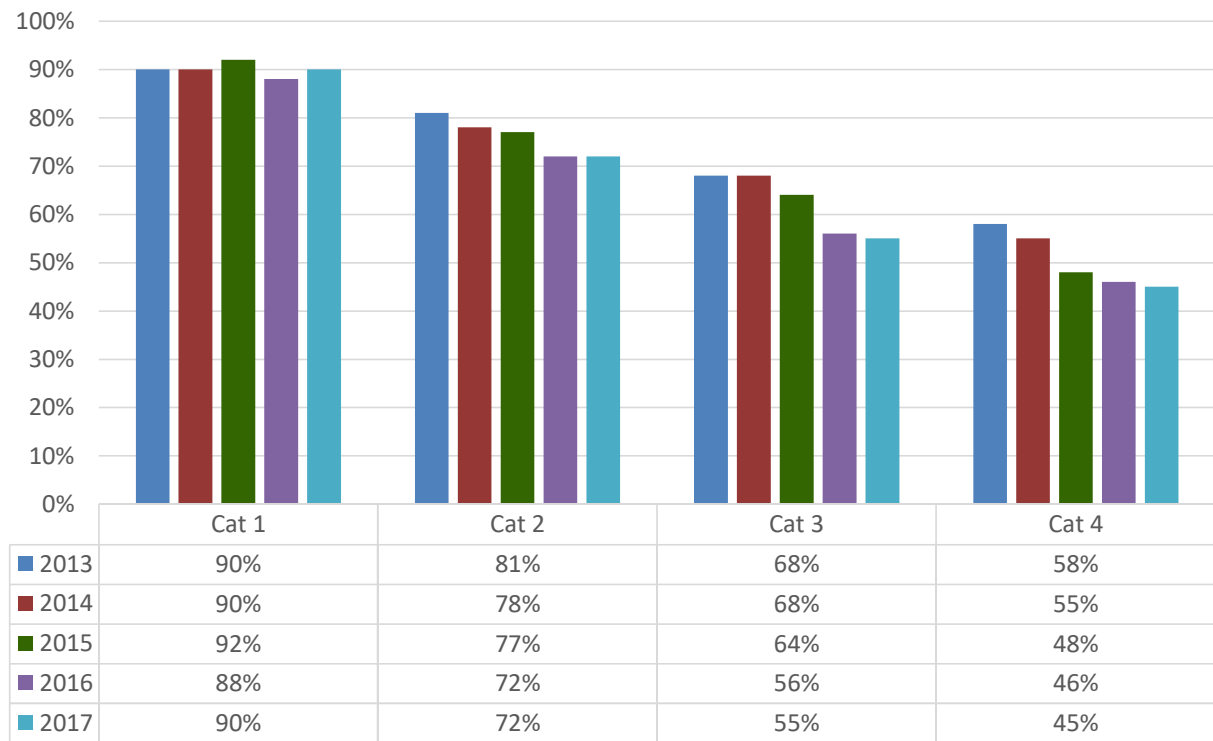


Supervision Levels (2017)



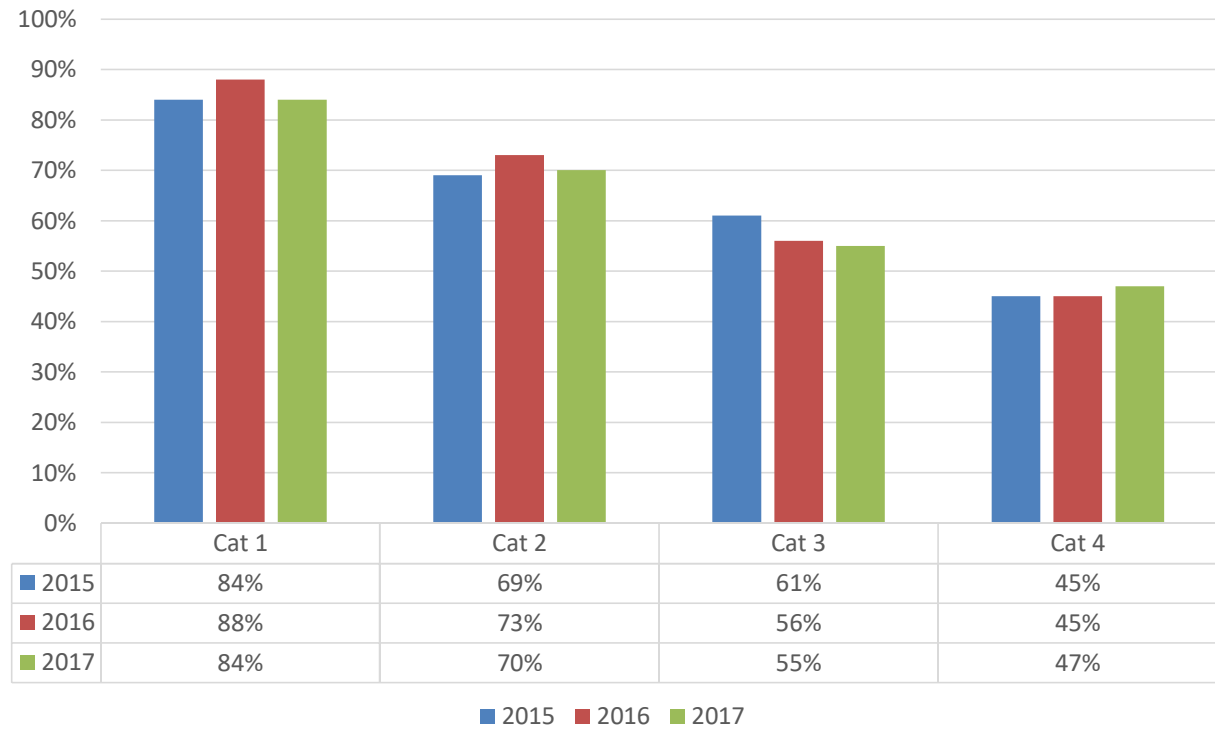
Denver Pretrial supervision program success rates continue to correlate to pretrial CPAT risk scores

Denver Supervision Outcomes by CPAT Category
2013- 2017



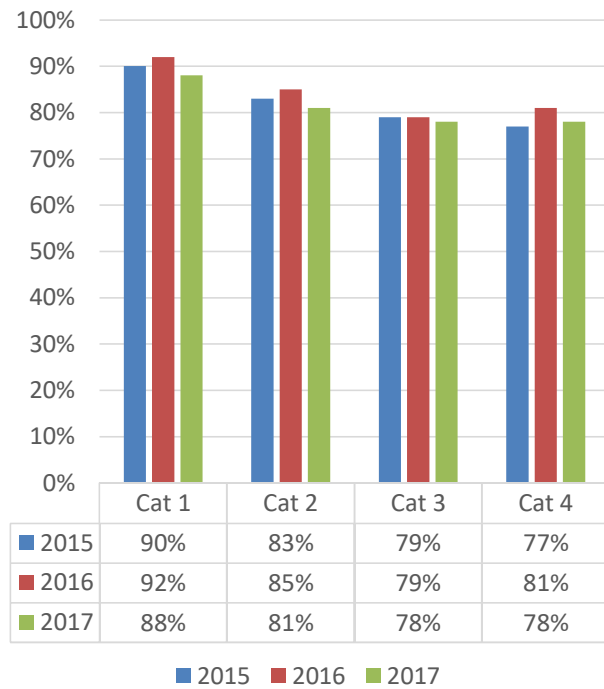
Weld County pretrial supervision success rates continue to correlate to pretrial CPAT risk scores.

**Weld County Supervision Outcomes by CPAT Category
2015-2017**

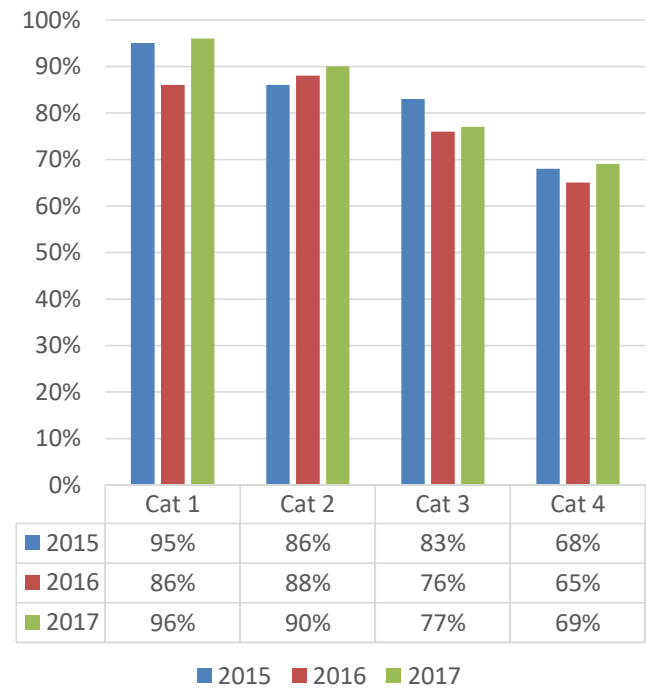


Weld County performance outcomes.

Court Appearance Rate by CPAT Category 2015-2017



Public Safety Rate by CPAT Category 2015-2017



CPAT Validation Project

Collaboration between the University of Northern Colorado and seven (7) Pretrial Services programs in Colorado – Boulder, Denver, Garfield, Larimer, Mesa, Pueblo and Weld

The CPAT Validation Project validated the CPAT in its current form.

- Project leads, Dr. Victoria Terranova and Dr. Kyle Ward's research retroactively validated the current CPAT indicating the tool is working well; however, suggested that its predictive performance might be improved since its original inception.
- In the project's next phase, a modified CPAT will be piloted in the seven (7) participating counties.
- The final phase will be implementing a revised CPAT, training and judicial education.

What is working?

- Increased movement towards and acceptance on the use of pretrial risk assessment
- Data availability / informed stakeholder discussions
- Pretrial Services program collaborations
- Local innovations

What could be improved?

- Preventive Detention
- Pretrial Assessment and Supervision Services in rural areas
- Training, Training, and more Training
- Continued reliance on charge-based financial bail/bond schedules
- Lack of consistency (\$ amounts) of bail/bond schedules
- Treatment for defendants

Thank you.

- **Questions?**

- Greg Mauro, greg.mauro@denvergov.org
- Doug Erler, derler@co.weld.co.us