

Judicial Branch Annual Statistical Report Fiscal Year 2015



Our mission is to provide a

**FAIR and
IMPARTIAL
SYSTEM OF JUSTICE**

-that-

Protects constitutional and statutory rights and liberties

Assures equal access

Provides fair, timely and constructive resolution of cases

Enhances public safety

Supervises offenders

Facilitates victim and community reparation

Supreme Court of Colorado

2 EAST 14TH AVENUE
DENVER, CO 80203
(720) 625-5460

NANCY E. RICE
CHIEF JUSTICE

I am pleased to present the Judicial Department's annual statistical report. This document provides the number and type of cases filed and resolved in Colorado's courts during the fiscal year that ended June 30, 2015. It also contains data on our probation programs from the same time period. Taken together, the information presents an overview of our efforts to expand access to justice, improve management of people sentenced to probation, and ensure all disputes filed in the state's courts get the attention they should. I would like to highlight a couple of our successes.

Access to Justice

Our access to justice initiative, the Sherlock program, provides procedural help to civil litigants who do not have an attorney. This program continued to grow and expand its offerings in Fiscal Year 2015. Sherlocks provide assistance in non-criminal matters, help people find and understand court forms, and help people locate community resources and information on alternative dispute resolution at no charge. There is at least one Sherlock in each of Colorado's 22 judicial districts and in the appellate courts. In calendar year 2015, we anticipate the Sherlocks will have logged more than 100,000 contacts with people seeking help.

Sherlocks have the freedom to develop new programs to meet their community's needs. One of the more innovative programs brings together a wide range of professionals to help people working through a divorce or other types of domestic relations cases. In this program, self-represented litigants may talk to an attorney, access mediation services, complete parenting-class requirements, find mental health treatment, or fulfill other requirements of their cases—again, at no charge. The first such program occurred in Eagle County, and the idea since has spread to other Western Slope judicial districts and should soon be available in some Front-Range districts.

Probation

Our probation department is the largest correctional agency in Colorado. Probation supervises close to 78,000 clients in more than 60 locations around the state. Colorado's probation departments are committed to ensuring the application of interventions proven effective by evidence-based practices. During Fiscal Year 2015, Probation implemented two major projects. First, all probation officers were trained on assessment and case-planning, practices used to determine an individual's risk level and tailor supervision to each person's unique needs. Second, the probation departments implemented Strategies for Behavior Change, a program designed to reinforce pro-social behaviors and minimize violations of the terms and conditions of probation.

The Judicial Department continues to focus on serving the public and promoting public understanding and confidence in our judicial system.

Sincerely,



Nancy E. Rice

TABLE OF CONTENTS

Forward	<i>i</i>
Colorado Judicial Districts Map	<i>ii</i>
Organization Chart of the Judicial Department	<i>iii</i>

I. SUPREME COURT

List of Supreme Court Justices	<i>1</i>
Narrative	<i>2</i>
Table 1: Supreme Court Caseload, Fiscal Year 1978 to Fiscal Year 2015	<i>3</i>
Table 2: Distribution of Case Filings in the Supreme Court, Fiscal Year 1990 to Fiscal Year 2015	<i>4</i>
Table 3: Distribution by Type of Case Filed in the Supreme Court, Fiscal Year 2007 to Fiscal Year 2015	<i>5</i>
Table 4: Distribution of Case Terminations, Fiscal Year 1992 to Fiscal Year 2015	<i>6</i>
Table 5: Supreme Court Written Opinions, Fiscal Year 2005 to Fiscal Year 2015	<i>7</i>
Table 6: Distribution of Supreme Court Cases at Issue, End of Fiscal Year 2015	<i>8</i>
Table 7: Distribution of Supreme Court Cases Not at Issue, End of Fiscal Year 2015	<i>8</i>

II. COURT OF APPEALS

List of Court of Appeals Judges	<i>9</i>
Narrative	<i>10</i>
Table 8: Caseload of Court of Appeals, Fiscal Year 1974 to Fiscal Year 2015	<i>11</i>
Table 9: Distribution of Case Filings and Percent Change for Fiscal Year 2014 and Fiscal Year 2015	<i>12</i>
Table 10: Distribution of Case Terminations and Percent Change for Fiscal Year 2014 and Fiscal Year 2015	<i>12</i>
Chart A: Case Filings and Terminations	<i>13</i>

III. DISTRICT COURT

List of District Court Judges	<i>14</i>
Narrative	<i>15</i>
Chart 1 and Chart 2: District Court Case Filings- Proportion of Cases by Class, Ten Year Comparison, Fiscal Year 2005 and Fiscal Year 2015	<i>16</i>
Table 11: District Court Filings, Terminations and Percent Change for Fiscal Year 2014 and Fiscal Year 2015	<i>17</i>
Table 12: District Court Caseload, Fiscal Year 2005 to Fiscal Year 2015	<i>18</i>
Table 13: District Court Filings. Terminations and Percent Change, Fiscal Year 2014 to Fiscal Year 2015	<i>19</i>
Table 14: District Court Filings and Terminations for Fiscal Year 2015	<i>20-21</i>
Table 15: Court and Jury Trials for District Court for Fiscal Year 2015	<i>22-23</i>
Table 16: Civil Filings by Case Type for Fiscal Year 2015	<i>24-31</i>

TABLE OF CONTENTS

Table 17: Domestic Filings by Case Type for Fiscal Year 2015	32-33
Table 18: Criminal Filings by Case Type for Fiscal Year 2015	34-39
Table 19: Juvenile Filings by Case Type for Fiscal Year 2015	40-43
Table 20: Juvenile Delinquency Filings by Case Type for Fiscal Year 2015	44-51
Table 21: Mental Health Filings by Case Type for Fiscal Year 2015	52-53
Table 22: Probate Filings by Case Type for Fiscal Year 2015	54-61

IV. COUNTY COURT

*Chart 4 and Tables 23 through 26 have been updated after finding an error with the number of filings in one court location. Updated 09/06/2016.

List of County Court Judges	62
Narrative	63
Chart 3 and 4: Filings- Proportion of Cases by Type, Ten Year Comparison, Fiscal Year 2005 and Fiscal Year 2015	64
Table 23: Filings, Terminations and Percent Change for Fiscal Year 2014 and Fiscal Year 2015	65
Table 24: County Court Caseload, Fiscal Year 2005 to Fiscal Year 2015	66
Table 25: County Court Filings, Terminations and Percent Change, Fiscal Year 2014 to Fiscal Year 2015	67
Table 26: County Court Filings and Terminations for Fiscal Year 2015	68-69
Table 27: Court and Jury Trials for County Court for Fiscal Year 2015	70-71
Table 28: DUI/DWAI Filings by District for Fiscal Year 2015	72
Table 29: Civil Filings by Case Type for Fiscal Year 2015	73-74
Table 30: Misdemeanor Filings by Case Type for Fiscal Year 2015	75-82
Table 31: Small Claims by Case Type for Fiscal Year 2015	83-84
Table 32: Traffic Filings by Case Type for Fiscal Year 2015	85-86

V. WATER COURT

List of Water Court Judges	87
Narrative	88
Table 33: Filings, Claims and Percent Change for Fiscal Year 2012 and Fiscal Year 2015	89

VI. OFFICE OF DISPUTE RESOLUTION

Narrative	90
Table 34: ADR Services Provided by Case Type and Disposition Percentage, Fiscal Year 2015	91
Table 35: ADR Services Provided by District and Case Type, Fiscal Year 2015	92
Table 36: Mediation Services Provided by District and Case Type, Fiscal Year 2015	93

VII. FINANCIAL INFORMATION

Narrative	94
Chart 6: Colorado Judicial Branch, Fiscal Year 2015 Statewide Total Appropriations	95

TABLE OF CONTENTS

Chart 7: Colorado Judicial Branch, Fiscal Year 2015 Judicial Appropriation by Agency	95
Chart 8: Colorado Judicial Branch, Fiscal Year 2015 Judicial Appropriation by Major Program	96
Chart 9: Colorado Judicial Branch, Fiscal Year 2015 Judicial Appropriation by Major Cost Recovery	96
Narrative Collections	97
Table 37: Colorado Judicial Branch, Collections	98
Chart 5: Restitution Assessments and Collections (non-DOC)	99-100
Chart B: Restitution By Year of Sentence	101-106

VIII. COLORADO PROBATION

List of Chief Probation Officers	107
Probation Overview	108-111
Table 38: Grand Totals –Adult Regular, Private, Juvenile Regular, Intensive Programs, Monitoring and Investigations Fiscal Year 2014 and Fiscal Year 2015	112
Table 39: Colorado Adult Probation State Regular and Non-DUI/DWAI Private Combined Successful/Unsuccessful Terminations Fiscal Year 2015	113

Regular Adult State Probation

Table 40: Adult Probation: Fiscal Year 2015 Investigations	114
Table 41: Adult Probation: Fiscal Year 2015 New Clients by Offense Type	115
Table 42: Adult Probation: Fiscal Year 2015 New Clients by Court of Origin	116
Table 43: Adult Probation: Fiscal Year 2015 New Clients by Supervision Type	117
Table 44: Adult Probation: Fiscal Year 2015 New Clients by Gender	118
Table 45: Adult Probation: Fiscal Year 2015 New Clients by Age	119
Table 46: Adult Probation: Fiscal Year 2015 New Clients by Ethnic Group	120
Table 47: Adult Probation: Fiscal Year 2015 Successful/Unsuccessful Terminations	121
Table 48: Adult Probation: Fiscal Year 2015 All Probation Supervision Closure Types	122
Table 49: Adult Probation: Fiscal Year 2015 Type of Revocation	123
Table 50: Adult Probation: Fiscal Year 2015 Length of Stay	124
Table 51: Adult Probation: Fiscal Year 2015 State Adult and All Private Adult Probation Active Clients on June 30, 2015	125
Table 52: Adult Probation: Fiscal Year 2015 Active Clients Risk Levels on June 30, 2015	126
Table 53: Adult Probation: Fiscal Year 2015 Regular Adult, Domestic Violence and Sex Offender Client Risk Levels on June 30, 2015	127
Table 54: Adult Probation: Fiscal Year 2015 Problem Solving Court, Mental Health and Economic Crime Client Risk Levels on June 30, 2015	128

Private Probation

Table 55: Private Probation: Fiscal Year 2015 New Clients by Supervision Type	129
Table 56: Private Probation: Fiscal Year 2015 New Clients by Gender	130
Table 57: Private Probation: Fiscal Year 2015 New Clients by Age: Non DUI/DWAI	131

TABLE OF CONTENTS

Table 58: Private Probation: Fiscal Year 2015 New Clients by Age: DUI/DWAI _____	132
Table 59: Private Probation: Fiscal Year 2015 New Clients by Ethnic Group: Non DUI/DWAI ____	133
Table 60: Private Probation: Fiscal Year 2015 New Clients by Ethnic Group: DUI/DWAI _____	134
Table 61: Private Probation: Fiscal Year 2015 Successful/Unsuccessful Terminations _____	135
Table 62: Private Probation: Fiscal Year 2015 All Closure Types: Non DUI/DWAI _____	136
Table 63: Private Probation: Fiscal Year 2015 All Closure Types: DUI/DWAI _____	137
Table 64: Private Probation: Fiscal Year 2015 Type of Revocation _____	138
Table 65: Private Probation: Fiscal Year 2015 Length of Stay _____	139
Table 66: Private Probation: Fiscal Year 2015 Active Non-DUI/DWAI Client Risk Levels on June 30, 2015 _____	140
Table 67: Private Probation: Fiscal Year 2015 Active DUI/DWAI Client Risk Levels on June 30, 2015 _____	141

Regular Juvenile Probation

Table 68: Juvenile Probation: Fiscal Year 2015 Investigations _____	142
Table 69: Juvenile Probation: Fiscal Year 2015 New Clients by Offense Type _____	143
Table 70: Juvenile Probation: Fiscal Year 2015 New Clients by Supervision Type _____	144
Table 71: Juvenile Probation: Fiscal Year 2015 New Clients by Gender _____	145
Table 72: Juvenile Probation: Fiscal Year 2015 New Clients by Age _____	146
Table 73: Juvenile Probation: Fiscal Year 2015 New Clients by Ethnic Group _____	147
Table 74: Juvenile Probation: Fiscal Year 2015 Successful/Unsuccessful Terminations _____	148
Table 75: Juvenile Probation: Fiscal Year 2015 All Probation Supervision Closure Types _____	149
Table 76: Juvenile Probation: Fiscal Year 2015 Type of Revocation _____	150
Table 77: Juvenile Probation: Fiscal Year 2015 Length of Stay _____	151
Table 78: Juvenile Probation: Fiscal Year 2015 Active Client Risk Levels on June 30, 2015 _____	152
Table 79: Juvenile Probation: Fiscal Year 2015 Active Juvenile Regular and Juveniles Who Have Committed Sexual Offenses Client Risk Levels, 2015 _____	153
Table 80: Juvenile Probation: Fiscal Year 2015 Active Problem Solving Court and Mental Disorder Client Risk Levels on June 30, 2015 _____	154

Probation Intensive Programs:

Adult Intensive Supervision Probation (AISP):

Table 81: Adult Intensive Supervision (AISP)/Limit Setter Intensive Probation (LISP): Fiscal Year 2015 New Clients by Order Type _____	155
Table 82: Adult Intensive Supervision (AISP)/Limit Setter Intensive Probation (LISP): Fiscal Year 2015 Successful/Unsuccessful Terminations _____	156
Table 83: Adult Intensive Supervision (AISP)/Limit Setter Intensive Probation (LISP): Fiscal Year 2015 Discharges _____	157
Table 84: Adult Intensive Supervision (AISP)/ Limit Setter Intensive Probation (LISP): Fiscal Year 2015 Type of Revocation _____	158

TABLE OF CONTENTS

Sex Offender Intensive Supervision Probation (SOISP):

Table 85: Sex Offender Intensive Supervision (SOISP): Fiscal Year 2015 New Clients by Order Type	159
Table 86: Sex Offender Intensive Supervision (SOISP): Fiscal Year 2015 Successful/Unsuccessful Terminations	160
Table 87: Sex Offender Intensive Supervision (SOISP): Fiscal Year 2015 Discharges	161
Table 88: Sex Offender Intensive Supervision (SOISP): Fiscal Year 2015 Type of Revocation	162

Female Offender Program (FOP):

Table 89: Female Offender Program (FOP): Fiscal Year 2015 New Clients by Order Type	163
Table 90: Female Offender Program (FOP): Fiscal Year 2015 Successful/Unsuccessful Terminations	164
Table 91: Female Offender Program (FOP): Fiscal Year 2015 Discharges	165
Table 92: Female Offender Program (FOP): Fiscal Year 2015 Type of Revocation	166

Juvenile Intensive Supervision Probation (JISP):

Table 93: Juvenile Intensive Supervision (JISP): Fiscal Year 2015 New Clients by Order Type	167
Table 94: Juvenile Intensive Supervision (JISP): Fiscal Year 2015 Successful/Unsuccessful Terminations	168
Table 95: Juvenile Intensive Supervision (JISP): Fiscal Year 2015 Discharges	169
Table 96: Juvenile Intensive Supervision (JISP): Fiscal Year 2015 Type of Revocation	170

Intensive Programs Summary:

Table 97: Intensive Programs Active Clients Summary on June 30, 2015	171
---	-----

Victim Services:

Table 98: Summary of Victim Services Fiscal Year 2010 to Fiscal Year 2015	172
--	-----

Alcohol and Drug Driving Safety Programs (ADDS):

Table 99: ADDS: Fiscal Year 2015 New State DUI/DWAI Monitored Clients	173
Table 100: ADDS: Fiscal Year 2015 New State DUI/DWAI Monitored Clients by Gender	174
Table 101: ADDS: Fiscal Year 2015 New State DUI/DWAI Monitored Clients by Ethnic Group	175
Table 102: ADDS: Fiscal Year 2015 New State DUI/DWAI Monitored Clients by Age	176
Table 103: ADDS: Fiscal Year 2015 State DUI/DWAI Monitored Clients Successful/Unsuccessful Terminations	177
Table 104: ADDS: Fiscal Year 2015 State DUI/DWAI Monitored Clients Closure Types	178
Table 105: ADDS: Fiscal Year 2015 State DUI/DWAI Monitored Clients Type of Revocation	179
Table 106: ADDS: Fiscal Year 2015 State DUI/DWAI Monitored Clients Length of Stay	180

TABLE OF CONTENTS

<i>Table 107: ADDS: Fiscal Year 2015 Total Active DUI/DWAI Monitored Clients on June 30, 2015</i>	_____
	181

IX. GLOSSARY OF TERMS


<i>Probation</i>	_____	182-184
<i>Supreme Court</i>	_____	185-186
<i>Trial Courts</i>	_____	187-212

Foreword

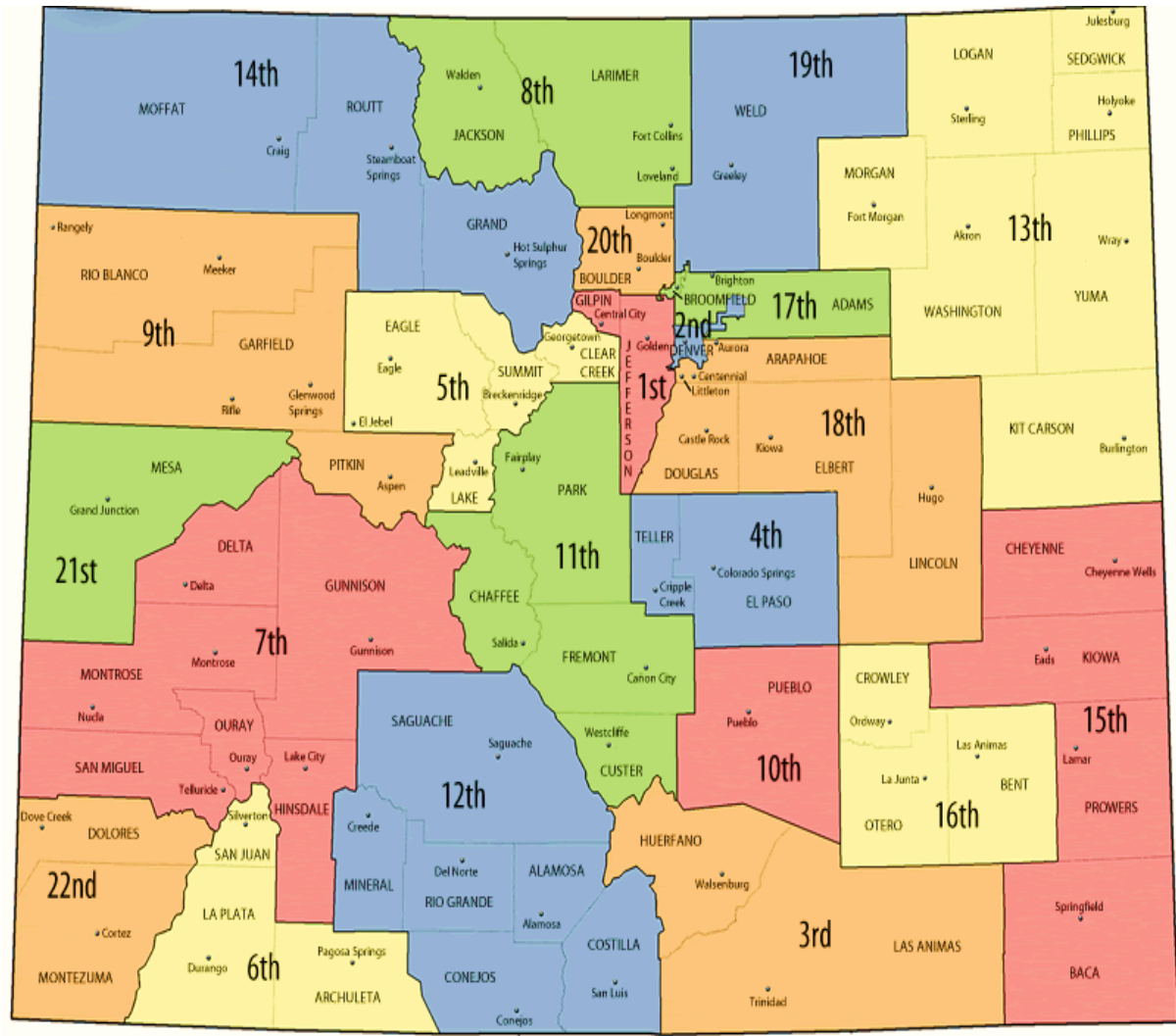
The Colorado Judicial Branch joins the Legislative and Executive branches to form the government of the State of Colorado. The Judicial Branch is charged with two responsibilities: resolving disputes and supervising offenders on probation.

The Colorado Judicial Department Annual Statistical Report for Fiscal Year 2015 provides information about the Colorado state courts. Profiled in this report are caseload statistics for the Colorado Supreme Court, Court of Appeals, District Courts, County Courts, Water Courts, as well as summarized financial information for the Judicial Department.

All references in this report reflect data gathered for Fiscal Year 2015 (July 1, 2014 through June 30, 2015), unless otherwise specified. This report is also available electronically by accessing the Colorado Judicial Department's Web site at www.courts.state.co.us. If you need additional information regarding this document, please contact the Office of the State Court Administrator, Court Services Division or Division of Probation Services at (720) 625-5000.

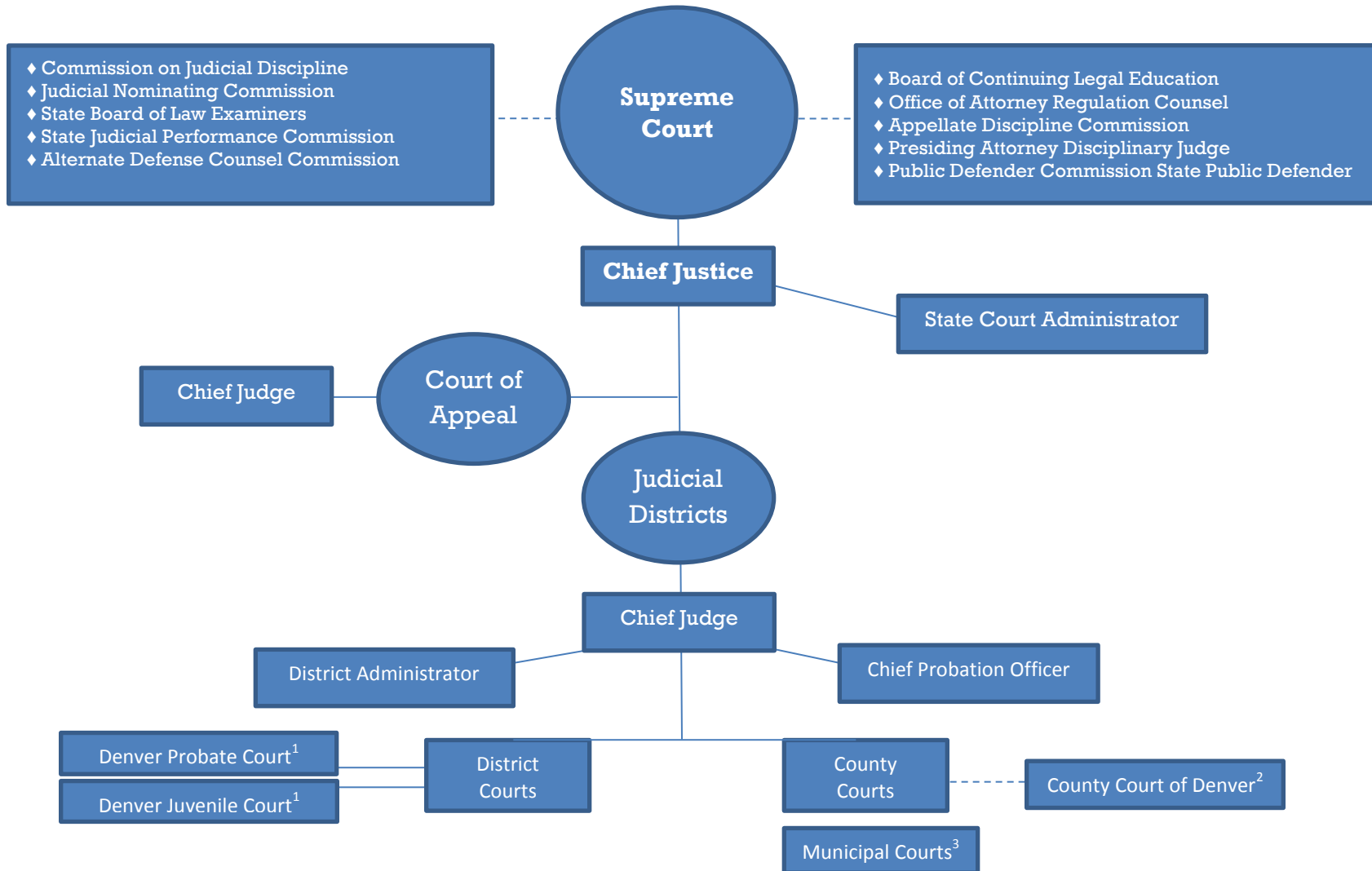


Colorado Judicial Districts



Organization Chart

The Colorado court system consists of the Supreme Court, an intermediate Court of Appeals, district courts and county courts. Each county has both a district court and a county court. Special probate and juvenile courts created by the Colorado Constitution exist in the City and County of Denver. Colorado statutes also authorize locally funded municipal courts with jurisdiction limited to municipal ordinance violations.



1 Exclusive to the City and County of Denver. In the rest of the state, the district court is responsible for juvenile and probate matters.

2 The Denver County Court functions as a municipal as well as a county court and is separate from the state court system.

3 Created and maintained by local government but subject to Supreme Court rules and procedures.



SECTION I: SUPREME COURT

COLORADO SUPREME COURT
COLORADO COURT

Supreme Court

Justices and Appointment Dates

Chief Justice Nancy E. Rice

Appointed: August 5, 1998

Appointed Chief Justice: January 8, 2014

Gregory J. Hobbs, Jr.

Appointed April 18, 1996

Nathan B. Coats

Appointed April 24, 2000

Alison H. Eid

Appointed February 15, 2006

Monica M. Márquez

Appointed September 8, 2010

Brian D. Boatright

Appointed November 21, 2011

William W. Hood, III

Appointed January 13, 2014

Colorado Supreme Court

The Colorado Supreme Court is the state's court of last resort. Its decisions are binding on all County and District Courts, as well as the Court of Appeals.

The Supreme Court is composed of seven justices who serve renewable 10-year terms. The Chief Justice is selected from the membership of the body and serves at the pleasure of the majority of the justices. The Chief Justice also serves as the executive head of the Colorado Judicial Department and is the ex officio chair of the Supreme Court Nominating Commission. The Chief Justice appoints the Chief Judge of the Court of Appeals and the Chief Judge of each of the state's 22 judicial districts, and is vested with the authority to assign judges (active or retired) to perform judicial duties.

Requests to review decisions of the Colorado Court of Appeals constitute a majority of the Supreme Court filings. The Supreme Court also has direct appellate jurisdiction over cases in which a statute has been held to be unconstitutional, cases involving decisions of the Public Utilities Commission, writs of habeas corpus, cases involving adjudication of water rights, summary proceedings initiated under the Election Code, and prosecutorial appeals concerning search and seizure questions in pending criminal proceedings. All of these appeals are filed directly with the Supreme Court, and, these cases bypass the Court of Appeals. The Supreme Court also has exclusive jurisdiction to promulgate rules governing practice and procedure in civil and criminal actions.

Colorado's attorneys are licensed and disciplined by the Supreme Court. The court's attorney regulation system, funded by attorney registration fees, regulates the profession. In addition, the court oversees the State Court Administrator, Board of Continuing Legal Education, Board of Law Examiners, Commission on Judicial Discipline, and Unauthorized Practice of Law Committee.

Oral arguments are open to the public and you are welcome to visit the court. The clerk's office can assist you in planning a court visit. For more information, please contact Clerk of the Colorado Supreme Court, at 2 East 14th Avenue, Denver, Colorado 80203; or call (720) 625-5150 or (800) 888-0001.

Case announcements, oral argument schedules, rules, Chief Justice Directives, protocols, links to committees and commissions, and general information about the court is available on the Judicial Branch's website at:

<http://www.courts.state.co.us/Index.cfm>.

Table 1
Supreme Court Caseload
Fiscal Year 1978 to Fiscal Year 2015

Fiscal Year	Cases Pending July 1	Cases Filed	Total Caseload	Cases Terminated ^(a)	Cases Pending June 30
1977-78	374	854	1,228	893	335
1978-79	350	941	1,291	877	414
1979-80	414	950	1,364	893	471
1980-81	471	966	1,437	979	458
1981-82	458	1,052	1,510	1,006	504
1982-83	504	971	1,475	1,038	437
1983-84	437	1,069	1,506	950	556
1984-85	556	967	1,523	1,011	512
1985-86	512	988	1,500	973	527
1986-87	527	970	1,497	1,036	461
1987-88	461	1,022	1,483	1,001	482
1988-89	482	1,198	1,680	1,215	465
1989-90	465	1,300	1,765	1,261	504
1990-91	504	1,265	1,769	1,326	443
1991-92	443	1,313	1,756	1,286	470
1992-93	470	1,251	1,721	1,261	460
1993-94	460	1,277	1,737	1,290	447
1994-95	447	1,358	1,805	1,316	489
1995-96	489	1,401	1,890	1,368	522
1996-97	522	1,511	2,033	1,432	601
1997-98	601	1,520	2,121	1,561	560
1998-99	560	1,525	2,085	1,609	476
1999-00	476	1,617	2,093	1,563	530
2000-01	530	1,367	1,897	1,425	472
2001-02	472	1,368	1,840	1,415	425
2002-03	425	1,401	1,826	1,441	385
2003-04	385	1,317	1,702	1,319	383
2004-05	383	1,466	1,849	1,451	398
2005-06	398	1,393	1,791	1,400	391
2006-07	391	1,534	1,925	1,450	475
2007-08	475	1,657	2,132	1,760	372
2008-09	372	1,643	2,015	1,554	461
2009-10	461	1,518	1,979	1,554	425
2010-11	425	1,387	1,812	1,440	372
2011-12	372	1,494	1,866	1,612	254
2012-13	254	1,457	1,711	1,508	203
2013-14	203	1,465	1,668	1,401	267
2014-15	267	1,549	1,816	1,624	192

(a) Terminations include cases transferred to the Court of Appeals.

**Table 2:
Distribution of Case Filings in the Supreme Court
Fiscal Year 1991 to Fiscal Year 2015**

Fiscal Year	Direct Filings	Transfers		Total Filings
		From Court of Appeals	Reopened Cases	
1990-91	1,260	4	1	1,265
1991-92	1,292	21	0	1,313
1992-93	1,235	16	0	1,251
1993-94	1,270	7	0	1,277
1994-95	1,356	2	0	1,358
1995-96	1,389	11	1	1,401
1996-97	1,507	4	0	1,511
1997-98	1,517	3	0	1,520
1998-99	1,521	4	0	1,525
1999-00	1,613	4	0	1,617
2000-01	1,363	4	0	1,367
2001-02	1,361	7	0	1,368
2002-03	1,393	8	0	1,401
2003-04	1,310	7	0	1,317
2004-05	1,463	3	0	1,466
2005-06	1,387	6	0	1,393
2006-07	1,530	4	0	1,534
2007-08	1,653	4	0	1,657
2008-09	1,638	5	0	1,643
2009-10	1,504	14	0	1,518
2010-11	1,379	8	0	1,387
2011-12	1,485	9	0	1,494
2012-13	1,455	2	0	1,457
2013-14	1,458	7	0	1,465
2014-15	1,534	15	0	1,549

**Table 3:
Distribution by Type of Case Filed in the Supreme Court
Fiscal Year 2008 to Fiscal Year 2015**

	07-08	08-09	09-10	10-11	11-12	12-13	13-14	14-15
Criminal Appeals	2	1	1	2	0	0	0	2
Original Proceedings	305	269	318	270	240	259	250	242
Petitions in Certiorari	1078	1112	967	909	1005	1039	1026	1089
Civil Appeals ^(a)	10	13	19	14	31	5	17	15
Interlocutories	25	17	19	18	16	9	12	9
Statutory Reviews ^(b)	24	4	16	15	14	4	0	0
Habeas Corpus	13	16	21	25	38	13	28	56
Bail Reductions	0	0	0	0	0	0	0	0
Non-Adversary Sentence Reviews	0	0	0	0	0	0	0	0
Interrogatories	0	0	1	0	0	0	0	0
Reapportionment	0	0	0	0	1	0	0	0
Reopened Cases	0	0	0	0	0	0	0	0
Rule 21.1	0	0	3	0	0	0	0	2
Judicial Discipline or Disability	0	0	0	0	0	0	1	0
Request for Stay Pending Appeal	0	1	0	0	0	0	0	0
Unauthorized Practice	5	21	12	18	17	10	11	13
Original Proceedings								
In Discipline	26	16	26	12	16	4	4	4
Disability	0	0	0	0	1	1	0	0
Continuing Legal Education	136	155	92	89	92	101	87	91
Multi-District Litigation	33	18	22	17	23	12	29	26
Total	1,534	1,657	1,643	1,517	1,387	1,494	1,457	1,549

(a) Includes P.U.C. decisions, water cases, and constitutional questions

(b) Includes Ballot Title Reviews

**Table 4:
Distribution of Case Terminations
Fiscal Year 1993 to Fiscal Year 2015**

Fiscal Year	Disposed of by Written Opinion	Disposed of Without Opinion	Total Dispositions	Transferred to Court of Appeals	Total Terminations
1992-93	181	1,059	1,240	21	1,261
1993-94	192	1,093	1,285	5	1,290
1994-95	233	1,077	1,310	6	1,316
1995-96	193	1,176	1,369	1	1,370
1996-97	214	1,212	1,426	6	1,432
1997-98	187	1,372	1,559	2	1,561
1998-99	196	1,413	1,609	6	1,615
1999-00	111	1,452	1,563	0	1,563
2000-01	128	1,291	1,419	6	1,425
2001-02	121	1,287	1,408	7	1,415
2002-03	85	1,354	1,439	2	1,441
2003-04	89	1,228	1,317	2	1,319
2004-05	93	1,357	1,450	1	1,451
2005-06	78	1,321	1,399	1	1,400
2006-07	86	1,361	1,447	3	1,450
2007-08	99	1,658	1,757	3	1,760
2008-09	67	1,484	1,551	3	1,554
2009-10	75	1,478	1,553	1	1,554
2010-11	98	1,339	1,437	3	1,440
2011-12	76	1,533	1,609	3	1,612
2012-13	77	1,429	1,506	2	1,508
2013-14	88	1,313	1,401	0	1,401
2014-15	67	1,557	1,624	0	1,624

**Table 5:
Supreme Court Written Opinions
Fiscal Year 2005 to Fiscal Year 2015**

Fiscal Year	Number of Opinions Announcing Judgment of the Court	Number of Partial Concurrences and Dissents	Number of Dissents	Number of Concurrences and Special Concurrences	Total Number of Written Opinions
2004-05	89	5	34	6	134
2005-06	78	7	18	8	111
2006-07	83	2	19	12	116
2007-08	95	6	32	14	147
2008-09	66	3	33	8	110
2009-10	68	9	22	4	103
2010-11	98	9	29	4	140
2011-12	76	7	33	8	124
2012-13	77	6	27	11	121
2013-14	88	11	27	11	137
2014-15	67	10	16	4	97

*Since FY2001, attorney discipline opinions are issued by the presiding disciplinary judge.

**Table 6 and Table 7:
Distribution of Supreme Court at Issue and Not at Issue
End of Fiscal Year 2015**

Table 6 Distribution of Supreme Court Cases at Issue End of FY 2015					
	Original Proceedings	Certiorari	Appeals	Grievances	Total
Cases at issue awaiting oral argument	0	0	1	0	1
Cases at issue awaiting submission of briefs	0	0	0	0	0
Cases orally argued awaiting opinion	3	23	1	0	27
Cases submitted without argument	0	0	1	0	1
Opinions announced awaiting action on rehearing	0	0	0	0	0
Total	3	23	3	0	29

Table 7 Distribution of Supreme Court Cases Not at Issue End of FY 2015	
Pending Cases	Total
Certiorari granted, awaiting briefs on merits	36
Certiorari pending	99
Appeals pending	10
Original proceedings pending	5
Interlocutory appeals pending	8
Grievance matters pending	2
Unauthorized practice pending	3
Judicial discipline pending	0
Total	163



SECTION II: COURT OF APPEALS

COLORADO SUPREME COURT
COLORADO COURT OF APPEALS

Court of Appeals

Judges and Appointment Dates

Chief Judge Alan M. Loeb

*Appointed: July 15, 1988
Became Chief Judge: June 7, 2013*

Jerry N. Jones

Appointed: July 5, 2006

Daniel M. Taubman

Appointed: November 11, 1992

Nancy J. Lichtenstein

Appointed: April 30, 2008

James S. Casebolt

Appointed: February 12, 1994

Richard L. Gabriel

Appointed: April 30, 2008

John D. Dailey

Appointed: January 7, 2000

David J. Richman

Appointed: June 30, 2008

John R. Webb

Appointed: February 1, 2002

Laurie A. Booras

Appointed: January 13, 2009

Dennis Graham

Appointed: July 1, 2002

Gale T. Miller:

Appointed: January 13, 2009

Robert D. Hawthorne

Appointed: August 12, 2004

Maria Teresa “Terry” Fox

Appointed: January 7, 2011

Gilbert M. Roman

Appointed: August 1, 2005

Stephanie Dunn

Appointed: November 23, 2012

David Furman

Appointed: December 16, 2005

Anthony J. Navarro

Appointed: January 18, 2013

Steve Bernard

Appointed: July 5, 2006

Karen M Ashby

Appointed: October 1, 2013

Diana Terry

Appointed: July 5, 2006

Michael H. Berger

Appointed: December 17, 2013

Colorado Court of Appeals

The Colorado Court of Appeals is the state's intermediate appellate court. Twenty-Two judges, who sit in panels or divisions of three, serve renewable eight-year terms. The mission of the Court of Appeals is to provide the citizens of Colorado with clear, impartial and timely resolution of appealed orders and judgments as provided by law.

The body was created by statute; accordingly, jurisdiction is limited to areas specified by statute, together with the inherent powers granted to all courts in the state. However, in cases of first impression, or where existing law is not dispositive, the Court of Appeals is a law-making court.

The Court of Appeals is generally the first court to hear appeals of judgments and orders in criminal, juvenile, civil, domestic relations and probate matters. In addition, the Court of Appeals has specific appellate jurisdiction over decisions originating from a number of state administrative boards and agencies, including the Industrial Claim Appeals Office. Its determination of an appeal is final unless the Colorado Supreme Court agrees to hear the matter.

Oral arguments are open to the public and you are always welcome to visit the court. For more information pertaining to the Court of Appeals, or to observe oral arguments, contact the Clerk of the Court at (720) 625-5150 or (800) 888-0001. The Court of Appeals is located at 2 East 14th Avenue, Denver, Colorado 80203.

General information about the court and links to published opinions, oral argument schedules, rules and forms and policies are available on-line at http://www.courts.state.co.us/Courts/Court_of_Appeals/Index.cfm

Table 8:
Caseload of Court of Appeals
Fiscal Year 1975 through Fiscal Year 2015

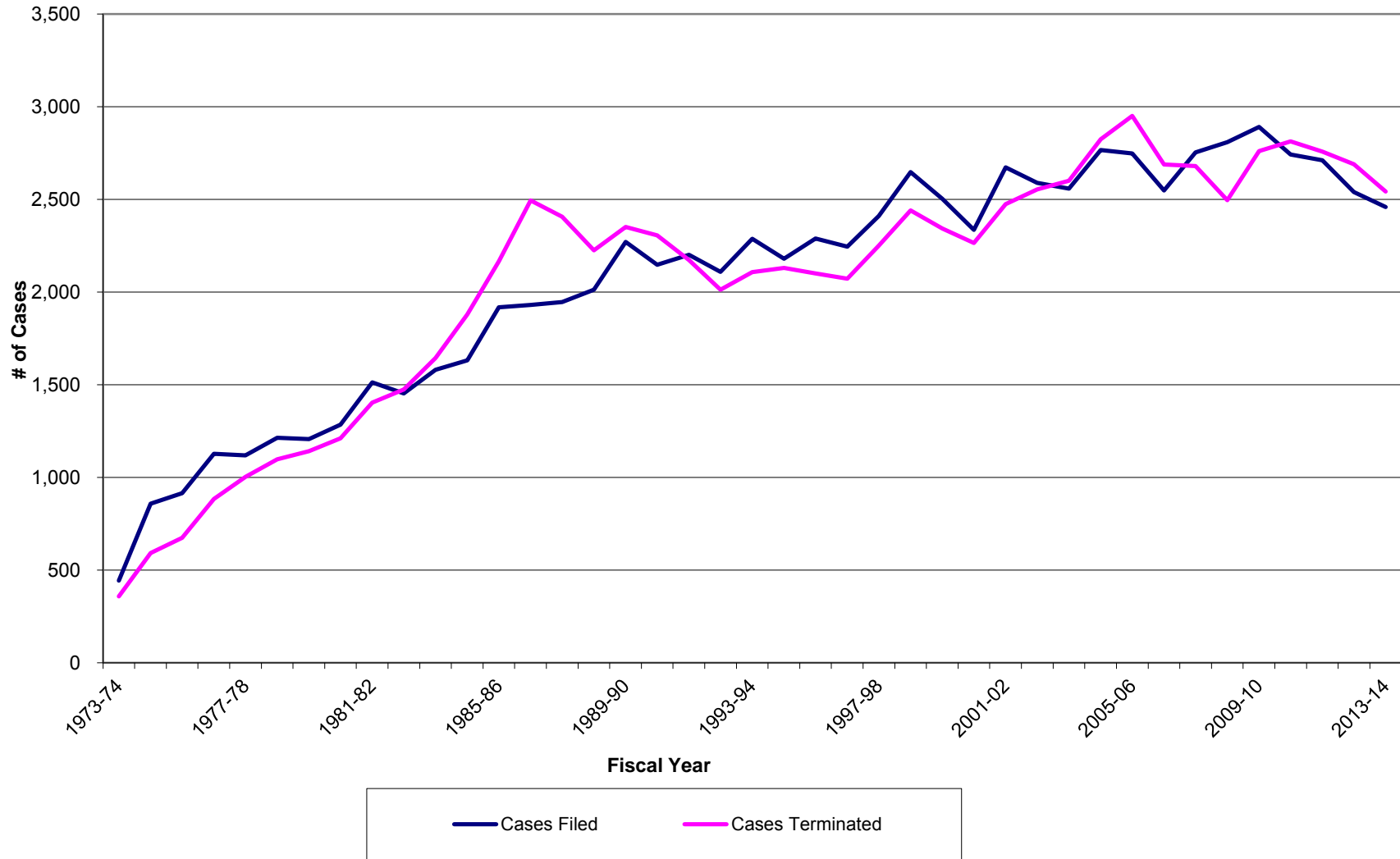
Fiscal Year	Cases Pending July 1	Cases Filed	Cases Terminated	Cases Pending June 30
1974-75	359	858	625	592
1975-76	592	915	833	674
1976-77	674	1,128	918	884
1977-78	884	1,119	1,000	1,003
1978-79	1,003	1,214	1,119	1,098
1979-80	1,098	1,207	1,164	1,141
1980-81	1,139	1,285	1,213	1,211
1981-82	1,211	1,512	1,320	1,403
1982-83	1,403	1,453	1,381	1,475
1983-84	1,475	1,580	1,411	1,644
1984-85	1,644	1,631	1,396	1,879
1985-86	1,879	1,917	1,630	2,166
1986-87	2,166	1,930	1,602	2,494
1987-88	2,494	1,946	2,034	2,406
1988-89	2,406	2,012	2,193	2,225
1989-90	2,225	2,270	2,144	2,351
1990-91	2,351	2,147	2,192	2,306
1991-92	2,306	2,201	2,335	2,172
1992-93	2,172	2,109	2,269	2,012
1993-94	2,012	2,287	2,192	2,107
1994-95	2,107	2,179	2,156	2,130
1995-96	2,130	2,289	2,318	2,101
1996-97	2,101	2,245	2,274	2,072
1997-98	2,072	2,410	2,231	2,251
1998-99	2,251	2,647	2,458	2,440
1999-00*	2,440	2,502	2,599	2,343
2000-01	2,343	2,335	2,414	2,264
2001-02	2,264	2,673	2,463	2,474
2002-03*	2,474	2,589	2,510	2,553
2003-04*	2,553	2,558	2,511	2,600
2004-05*	2,600	2,766	2,542	2,824
2005-06	2,824	2,748	2,622	2,950
2006-07	2,950	2,548	2,810	2,688
2007-08	2,688	2,753	2,761	2,680
2008-09	2,680	2,809	2,994	2,495
2009-10	2,495	2,890	2,625	2,760
2010-11	2,760	2,742	2,690	2,812
2011-12	2,812	2,711	2,765	2,758
2012-13	2,758	2,539	2,608	2,689
2013-14	2,689	2,458	2,605	2,542
2014-15	2,542	2,413	2,513	2,442

**Table 9 and 10:
Distribution of Case Filings, Terminations and Percentage Change
Fiscal Year 2014 and Fiscal Year 2015**

Table 9: Distribution of Case Filings and Percent Change			
Case Filings	FY 2014	FY 2015	% Change
Criminal	1,030	1,020	-1.0%
Civil	995	988	-0.7%
ICAO ⁽¹⁾	209	213	1.9%
Other (juvenile, agency)	224	192	14.3%
Total	2,458	2,413	-1.8%
⁽¹⁾ Industrial Claims Appeals Office			

Table 10: Distribution of Case Terminations and Percent Change			
Case Terminations	FY 2014	FY 2015	% Change
Published Opinions	154	179	16.2%
Unpublished Opinions	1,618	1,588	-1.9%
Dismissed	826	731	-11.5%
Transferred to Supreme Court	7	15	1.14%
Total	2,605	2,513	-3.5%

Chart A: Case Filings and Terminations





SECTION III: DISTRICT COURT

District Court Judges

First Judicial District

Philip J. McNulty, Chief Judge/
 Stephen M. Munsinger
 Randall C. Arp
 Margie Enquist
 Dennis Hall
 Ann Gail Meinster
 Christopher J. Munch
 Lily W. Oeffler
 Christie Phillips
 Jeffrey R. Pilkington
 Tamara Russell
 Laura A. Tighe
 Todd L. Vriesman
 Christopher Zenisek

Second Judicial District

Michael A. Martinez, Chief Judge
 Karen L. Brody
 Edward D. Bronfin
 Ross Buchanan
 Martin F. Egelhoff
 J. Eric Elliff
 Ann B. Frick
 Kandace Gerdes
 Shelley I. Gilman
 David Goldberg
 Morris B. Hoffman
 William W. Hood
 A. Bruce Jones
 Kenneth M. Laff
 Catherine A. Lemon
 John W. Madden, IV
 Andrea P. McCallin
 Robert L. McGahey, Jr.
 R. Michael Mullins
 Sheila A. Rappaport
 William D. Robbins
 Elizabeth A. Starrs
 Herbert L. Stern, III
 Michael J. Vallejos
 Brian Whitney

Denver Juvenile Court

David Brett Woods, Presiding Judge
 Donna J. Schmalberger
 Laurie Clark

Denver Probate Court

Elizabeth D. Leith, Presiding Judge

Third Judicial District

Claude W. Appel, Chief Judge
 Leslie J. Gerbracht

Fourth Judicial District

Gilbert Martinez, Chief Judge
 William B. Bain
 Robin Chittum
 Theresa M. Cisneros
 Edward S. Colt
 Jann DuBois
 David A. Gilbert
 Deborah J. Grohs
 Barbara L. Hughes
 Barney Iuppa
 Thomas K. Kane
 Thomas L. Kennedy
 Robert L. Lowrey
 Michael P. McHenry
 G. David Miller
 David Prince
 Marla Prudek
 Timothy Schutz
 Larry E. Schwartz
 Scott A. Sells
 David L. Shakes
 Gregory R. Werner

Fifth Judicial District

Mark D. Thompson, Chief Judge
 Paul R. Dunkelman
 Frederick W. Gannett
 Russell H. Granger
 D. Wayne Patton
 Karen A. Romeo

Sixth Judicial District

Gregory G. Lyman, Chief Judge
 Suzanne F. Carlson
 William L. Herringer
 Jeffrey R. Wilson

Seventh Judicial District

J. Steven Patrick, Chief Judge
 Charles R. Greenacre
 Jeff B. Herron
 Steven L. Schultz
 James W. Schum
 Mary E. Deganhart
 David S. Westfall

Eighth Judicial District

Stephen J. Schapanski, Chief Judge
 Carroll Michelle Brinegar
 Julie K. Field
 Thomas R. French
 Stephen E. Howard
 Daniel J. Kaup
 Gregory M. Lammons
 Deven R. Odell

Ninth Judicial District

James B. Boyd, Chief Judge
 Denise K. Lynch
 John F. Neiley
 Gail H. Nichols
 Daniel B. Petre

Tenth Judicial District

Deborah R. Eyler, Chief Judge
 William Alexander
 David W. Crockenberg
 Thomas B. Flesher
 Kim Karn
 Jill S. Mattoon
 Victor I. Reyes
 Larry C. Schwartz

Eleventh Judicial District

Charles M. Barton, Chief Judge
 Stephen A. Groome
 Patrick W. Murphy
 David M. Thorson

Twelfth Judicial District

Pattie P. Swift, Chief Judge
 Martin A. Gonzales
 Michael A. Gonzales

Thirteenth Judicial District

Michael K. Singer, Chief Judge
 Charles M. Hobbs
 Kevin Hoyer
 Douglas R. Vannoy

Fourteenth Judicial District

Michael A. O'Hara III, Chief Judge
 Shelley A. Hill
 Mary C. Hoak

Fifteenth Judicial District

Stanley A. Brinkley, Chief Judge
 P. Douglas Tallman

Sixteenth Judicial District

Mark A. MacDonnell, Chief Judge
 Michael A. Schiferl

Seventeenth Judicial District

Patrick T. Murphy, Chief Judge
 Emily Anderson
 C. Scott Crabtree
 Katherine R. Delgado
 Thomas R. Ensor
 F. Michael Goodbee
 Robert W. Kiesnowski, Jr.
 Chris Melonakis
 Edward C. Moss
 John E. Popovich, Jr.
 Donald S. Quick
 Jill-Ellyn Straus
 Ted C. Tow
 Mark D. Warner
 Francis C. Wasserman
 Craig R. Welling

Eighteenth Judicial District

Carlos Armando Samour, Jr., Chief Judge
 Michelle Amico
 Marilyn Leonard Antrim
 Angela R. Arkin
 Richard B. Caschette
 Natalie Chase
 F. Stephen Collins
 Christopher C. Cross
 Timothy L. Fasing
 J. Mark Hannen
 Jeffrey K. Holmes
 Kurt A. Horton
 Paul A. King
 Fredrick Martinez
 Bonnie H. McLean
 Charles M. Pratt
 Gerald J. Rafferty
 Teresa Slade
 Michael Spear
 David Stevens
 Elizabeth B. Volz
 Elizabeth A. Weishaupl
 John Wheeler

Nineteenth Judicial District

James F. Hartmann, Chief Judge
 W. Troy Hause
 Julie Hoskins
 Timothy Kerns
 Marcelo A. Kopcow
 Shannon Lyons
 Thomas J. Quammen
 Elizabeth B. Strobel
 Todd Taylor

Twentieth Judicial District

Maria Berkenkotter, Chief Judge
 Ingrid S. Bakke
 Patrick Butler
 Andrew Hartman
 Judith LaBuda
 Bruce Langer
 Andrew MacDonald
 Dolores Mallard
 Thomas F. Mulvahill

Twenty-First Judicial District

David A. Bottger, Chief Judge
 Thomas M. Deister
 Brian J. Flynn
 Dick Gurley
 Valerie J. Robinson

Twenty-Second Judicial District

Douglas S. Walker, Chief Judge
 Todd J. Plewe

*This list consists of Judges that served during Fiscal Year 2015.

District Court

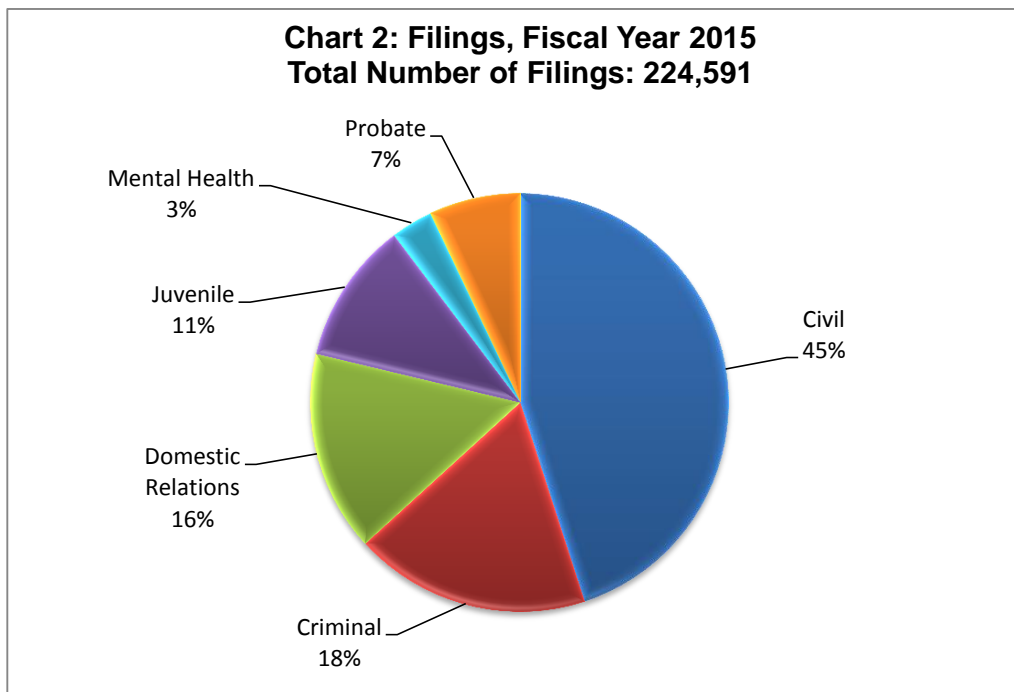
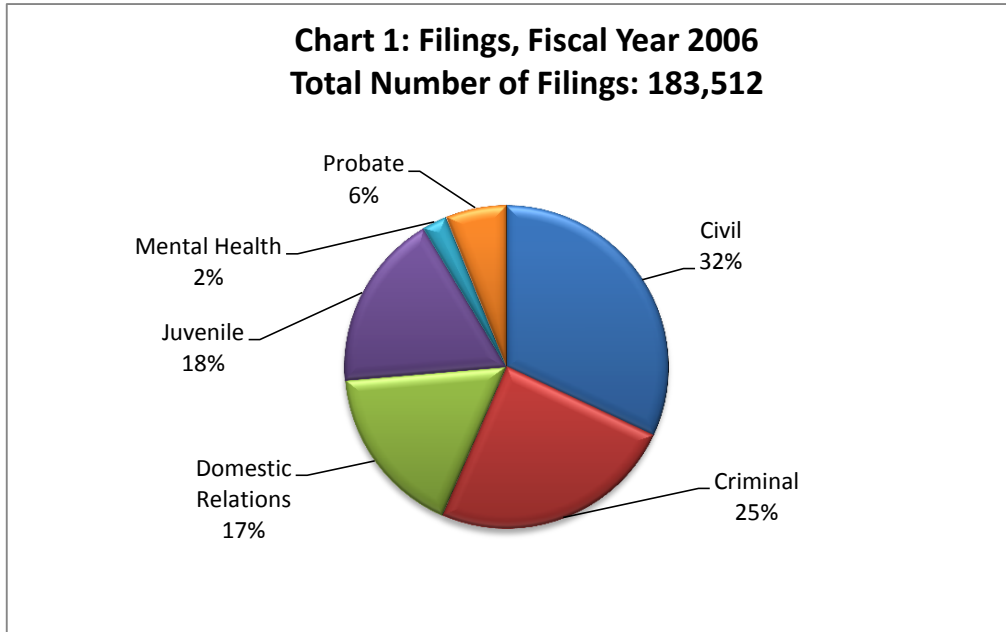
Colorado is sectioned into 22 Judicial Districts encompassing all 64 counties. Across the state, district boundaries are aligned with county lines – some districts include just one county, while others include as many as seven counties. Each district has at least one district court location. The Supreme Court Chief Justice appoints a Chief Judge for each district to serve as the Chief Judicial Officer. In addition, each district has at least one other district court judge who may preside in more than one district court within that judicial district, particularly in rural areas of the state. There were 187 district judges during Fiscal Year 2015.

District judges preside over felony criminal matters, civil claims in any amount, juvenile matters (including adoption, dependency and neglect matters, juvenile delinquency, and paternity actions), probate, mental health, divorce proceedings, and water cases. Additionally, district judges preside over jury trials, handle appeals from Colorado's municipal and county courts, and review decisions of administrative boards and agencies. District decisions may be appealed to the Colorado Court of Appeals and/or to the Colorado Supreme Court.

In Fiscal Year 2015, there were 224,591 case filings at the district court level (excluding water cases). Colorado's district courts were able to terminate 221,450 cases during that same 12-month period. Compared to Fiscal Year 2014, district court filings in Fiscal Year 2015 have increased by 3.94 percent increasing from 216,073 cases to the current level of filings. The greatest area of increase was in Criminal filings, which increased by 7.74 percent. The next greatest area of growth was in Civil filings, which increased by 4.97 percent during Fiscal Year 2015.

Information specific to each of the 22 Judicial Districts, including contact information, is available at <https://www.courts.state.co.us/Courts/District/Choose.cfm>.

Chart 1 and Chart 2: District Case Filings Proportion of Cases by Class - Ten Year Comparison



**Table 11:
District Court Filings, Terminations, and Percent Change
Fiscal Year 2014 and Fiscal Year 2015**

Filings Compared to Previous Year			
Case Class	FY14	FY15	Percent Change
Civil	96,325	101,112	4.97%
Criminal	37,966	40,903	7.74%
Domestic Relations	34,907	34,841	-0.19%
Juvenile	24,600	24,681	0.33%
Mental Health	7,072	7,326	3.59%
Probate	15,203	15,728	3.45%
Total	216,073	224,591	3.94%

Terminations Compared to Previous Year			
Case Class	FY14	FY15	Percent Change
Civil	97,728	101,355	3.71%
Criminal	37,615	39,343	4.59%
Domestic Relations	35,067	34,352	-2.04%
Juvenile	23,866	23,274	-2.48%
Mental Health	7,072	7,408	4.75%
Probate	15,387	15,718	2.15%
Total	216,735	221,450	2.18%

**Table 12:
District Court Caseload
Fiscal Year 2006 to Fiscal Year 2015**

Case Class	FY06	FY07	FY08	FY09	FY10	FY11	FY12	FY13	FY14	FY15
CIVIL										
New Cases Filed	60,546	64,603	64,199	67,480	116,346	125,597	169,055	108,634	96,325	101,112
Cases Terminated	59,146	65,029	64,021	65,909	117,836	126,804	169,186	111,606	97,728	101,355
CRIMINAL										
New Cases Filed	46,501	44,245	40,494	39,464	36,993	35,966	35,551	37,888	37,966	40,903
Cases Terminated	46,127	45,200	43,396	40,169	37,905	36,324	34,957	37,293	37,615	39,343
DOMESTIC RELATIONS										
New Cases Filed	32,481	32,230	33,025	33,190	35,624	36,009	35,434	34,630	34,907	34,841
Cases Terminated	32,316	31,933	32,518	32,426	34,965	35,748	35,683	34,593	35,067	34,352
JUVENILE										
New Cases Filed	33,709	32,500	33,370	32,165	30,360	29,958	28,731	27,296	24,600	24,681
Cases Terminated	32,960	30,993	32,391	30,170	29,855	29,326	26,462	26,951	23,866	23,274
MENTAL HEALTH										
New Cases Filed	4,653	4,459	4,713	4,795	5,159	5,543	6,064	6,480	7,072	7,326
Cases Terminated	4,679	4,626	4,487	4,865	5,127	5,483	5,744	6,531	7,072	7,408
PROBATE										
New Cases Filed	11,525	11,198	11,551	11,443	12,189	13,655	14,042	15,553	15,203	15,728
Cases Terminated	11,164	11,187	12,574	11,780	12,777	14,067	17,387	15,578	15,387	15,718
TOTAL										
New Cases Filed	189,415	189,235	187,352	188,537	236,671	246,728	288,877	230,481	216,073	224,591
Cases Terminated	186,392	188,968	189,387	185,319	238,465	247,752	289,419	232,552	216,735	221,450

**Table 13:
District Court Filings, Terminations, and Percent Change
Fiscal Year 2014 and Fiscal Year 2015**

District	Filings			Terminations		
	FY14	FY15	Percent Change	FY14	FY15	Percent Change
1	20,638	21,260	3.01%	20,776	20,973	0.95%
2	31,224	32,254	3.30%	31,382	32,029	2.06%
Juvenile-2	3,610	3,239	-10.28%	3,357	3,239	-3.52%
Probate-2	3,281	3,462	5.52%	3,626	3,505	-3.34%
3	1,304	1,263	-3.14%	1,282	1,249	-2.57%
4	28,089	29,783	6.03%	28,149	29,185	3.68%
5	3,862	3,771	-2.36%	3,817	3,759	-1.52%
6	2,630	2,664	1.29%	2,614	2,617	0.11%
7	3,723	3,790	1.80%	3,830	3,696	-3.50%
8	10,200	10,691	4.81%	10,143	10,511	3.63%
9	3,340	3,399	1.77%	3,428	3,242	-5.43%
10	8,476	8,620	1.70%	8,416	8,504	1.05%
11	3,459	3,563	3.01%	3,389	3,471	2.42%
12	2,545	2,484	-2.40%	2,619	2,513	-4.05%
13	3,115	3,162	1.51%	3,206	3,173	-1.03%
14	1,980	2,203	11.26%	2,072	2,074	0.10%
15	962	974	1.25%	985	983	-0.20%
16	1,409	1,348	-4.33%	1,458	1,349	-7.48%
17	20,576	22,066	7.24%	20,778	21,773	4.79%
18	31,897	33,476	4.95%	32,087	33,053	3.01%
19	10,933	11,620	6.28%	10,539	11,391	8.08%
20	9,993	10,534	5.41%	10,015	10,415	3.99%
21	7,704	7,759	0.71%	7,656	7,559	-1.27%
22	1,123	1,206	7.39%	1,111	1,187	6.84%
State Total^(a)	216,073	224,591	3.94%	216,735	221,450	2.18%

^(a) Totals do not include Water Court.

**Table 14:
District Court Filings and Terminations
Fiscal Year 2015**

District	Court Location	Criminal		Civil		Domestic Relations		Juvenile		Mental Health		Probate		Total	
		Filings	Term.	Filings	Term.	Filings	Term.	Filings	Term.	Filings	Term.	Filings	Term.	Filings	Term.
1	Gilpin	148	128	124	122	34	34	23	27	4	4	13	10	346	325
	Jefferson	3,610	3,466	9,113	9,132	3,393	3,303	2,166	2,136	775	776	1,857	1,835	20,914	20,648
	Total	3,758	3,594	9,237	9,254	3,427	3,337	2,189	2,163	779	780	1,870	1,845	21,260	20,973
2	Denver	5,167	5,029	22,586	22,611	4,501	4,389	n/a	n/a	n/a	n/a	n/a	n/a	32,254	32,029
	Denver Juvenile	n/a	n/a	n/a	n/a	n/a	n/a	3,239	3,239	n/a	n/a	n/a	n/a	3,239	3,239
	Denver Probate	n/a	n/a	n/a	n/a	n/a	n/a	n/a	n/a	1,299	1,303	2,163	2,202	3,462	3,505
	Total	5,167	5,029	22,586	22,611	4,501	4,389	3,239	3,239	1,299	1,303	2,163	2,202	38,955	38,773
3	Huerfano	114	118	115	110	65	49	40	35	5	5	44	42	383	359
	Las Animas	251	280	310	315	104	102	136	123	4	2	75	68	880	890
	Total	365	398	425	425	169	151	176	158	9	7	119	110	1,263	1,249
4	El Paso	6,073	5,964	10,969	11,003	5,919	5,799	3,226	2,765	1,054	1,057	1,698	1,703	28,939	28,291
	Teller	208	209	344	362	135	139	62	88	18	18	77	78	844	894
	Total	6,281	6,173	11,313	11,365	6,054	5,938	3,288	2,853	1,072	1,075	1,775	1,781	29,783	29,185
5	Clear Creek	81	84	139	132	65	60	85	78	6	7	47	35	423	396
	Eagle	334	274	1,146	1,224	266	256	90	102	16	16	106	103	1,958	1,975
	Lake	71	76	120	113	47	53	30	23	2	2	23	22	293	289
	Summit	253	258	561	577	144	122	63	61	14	17	62	64	1,097	1,099
	Total	739	692	1,966	2,046	522	491	268	264	38	42	238	224	3,771	3,759
6	Archuleta	119	103	300	268	79	82	39	41	11	13	75	78	623	585
	La Plata	516	521	755	758	283	282	158	150	70	65	205	199	1,987	1,975
	San Juan	2	4	41	41	1	2	2	2	0	0	8	8	54	57
	Total	637	628	1,096	1,067	363	366	199	193	81	78	288	285	2,664	2,617
7	Delta	164	126	466	483	238	243	127	130	7	7	141	129	1,143	1,118
	Gunnison	126	108	240	260	67	66	36	36	3	4	48	47	520	521
	Hinsdale	5	3	13	12	3	2	2	3	0	0	4	5	27	25
	Montrose	380	325	611	594	273	286	186	188	12	10	177	176	1,639	1,579
	Ouray	18	10	86	88	22	22	6	7	0	0	14	22	146	149
	San Miguel	58	64	171	159	46	44	16	10	0	2	24	25	315	304
Total	751	636	1,587	1,596	649	663	373	374	22	23	408	404	3,790	3,696	
8	Jackson	8	6	13	16	7	11	1	2	0	0	13	12	42	47
	Larimer	1,984	1,800	3,993	4,035	1,781	1,860	1,671	1,537	415	422	805	810	10,649	10,464
	Total	1,992	1,806	4,006	4,051	1,788	1,871	1,672	1,539	415	422	818	822	10,691	10,511
9	Garfield	488	390	1,126	1,145	428	409	216	211	15	19	147	135	2,420	2,309
	Pitkin	70	53	447	451	96	85	27	30	3	3	69	71	712	693
	Rio Blanco	55	52	108	103	51	41	25	21	2	2	26	21	267	240
	Total	613	495	1,681	1,699	575	535	268	262	20	24	242	227	3,399	3,242
10	Pueblo	2,283	2,181	3,071	3,142	1,252	1,233	1,005	941	413	427	596	580	8,620	8,504
11	Chaffee	162	163	270	272	122	120	68	64	7	7	85	85	714	711
	Custer	33	28	71	57	13	13	6	6	0	0	12	14	135	118
	Fremont	451	427	750	793	327	294	398	363	41	48	150	142	2,117	2,067
	Park	97	78	303	296	68	69	42	49	14	14	73	69	597	575
	Total	743	696	1,394	1,418	530	496	514	482	62	69	320	310	3,563	3,471

**Table 14:
District Court Filings and Terminations
Fiscal Year 2015**

District	Court Location	Criminal		Civil		Domestic Relations		Juvenile		Mental Health		Probate		Total	
		Filings	Term.	Filings	Term.	Filings	Term.	Filings	Term.	Filings	Term.	Filings	Term.	Filings	Term.
12	Alamosa	409	391	259	258	172	178	158	173	15	18	59	62	1,072	1,080
	Conejos	83	85	91	93	42	38	51	48	1	1	19	29	287	294
	Costilla	58	47	74	64	18	20	30	20	3	3	86	80	269	234
	Mineral	8	4	9	8	0	1	1	1	0	0	5	2	23	16
	Rio Grande	178	186	173	172	85	100	102	132	6	8	64	59	608	657
	Saguache	57	71	63	55	41	56	31	26	3	2	30	22	225	232
	Total	793	784	669	650	358	393	373	400	28	32	263	254	2,484	2,513
13	Kit Carson	90	75	84	77	32	38	24	20	15	16	58	57	303	283
	Logan	311	285	313	311	147	120	156	141	21	21	107	123	1,055	1,001
	Morgan	272	296	339	354	200	218	183	188	28	33	103	97	1,125	1,186
	Phillips	19	16	42	41	27	30	11	17	3	3	26	26	128	133
	Sedgwick	13	14	33	33	11	13	14	11	3	3	18	16	92	90
	Washington	15	23	58	63	30	29	12	17	2	2	33	39	150	173
	Yuma	45	38	105	108	51	58	29	28	15	17	64	58	309	307
Total	765	747	974	987	498	506	429	422	87	95	409	416	3,162	3,173	
14	Grand	87	92	325	317	75	58	25	28	5	6	46	44	563	545
	Moffat	206	151	261	258	113	113	100	70	2	1	58	61	740	654
	Routt	134	115	475	477	151	157	40	35	4	4	96	87	900	875
	Total	427	358	1,061	1,052	339	328	165	133	11	11	200	192	2,203	2,074
15	Baca	28	32	40	35	26	24	22	14	5	3	51	53	172	161
	Cheyenne	11	13	29	25	7	6	5	10	0	0	15	11	67	65
	Kiowa	10	12	20	17	5	4	24	15	0	0	12	23	71	71
	Prowers	225	210	180	194	87	95	98	111	9	8	65	68	664	686
	Total	274	267	269	271	125	129	149	150	14	11	143	155	974	983
16	Bent	57	64	73	80	37	39	32	26	3	3	36	36	238	248
	Crowley	71	63	64	60	30	32	30	31	0	1	16	10	211	197
	Otero	266	250	241	245	158	162	127	128	15	16	92	103	899	904
	Total	394	377	378	385	225	233	189	185	18	20	144	149	1,348	1,349
17	Adams	3,891	3,815	9,854	9,778	2,902	2,828	2,151	2,115	422	426	886	903	20,106	19,865
	Broomfield	357	354	826	835	379	350	198	184	54	50	146	135	1,960	1,908
	Total	4,248	4,169	10,680	10,613	3,281	3,178	2,349	2,299	476	476	1,032	1,038	22,066	21,773
18	Arapahoe	3,386	3,181	12,207	12,170	3,604	3,478	2,653	2,387	774	766	1,563	1,557	24,187	23,539
	Douglas	839	818	4,178	4,185	1,611	1,807	925	930	230	246	540	529	8,323	8,515
	Elbert	82	76	331	326	130	130	62	48	9	10	50	51	664	641
	Lincoln	95	101	110	105	29	41	32	38	4	5	32	68	302	358
	Total	4,402	4,176	16,826	16,786	5,374	5,456	3,672	3,403	1,017	1,027	2,185	2,205	33,476	33,053
19	Weld	2,388	2,367	4,399	4,408	1,852	1,811	1,741	1,567	273	273	967	965	11,620	11,391
20	Boulder	1,990	1,915	4,474	4,462	1,358	1,366	1,223	1,161	598	617	891	894	10,534	10,415
21	Mesa	1,617	1,582	2,582	2,618	1,376	1,269	1,086	991	585	587	513	512	7,759	7,559
22	Dolores	18	7	41	37	11	8	5	3	0	0	15	18	90	73
	Montezuma	258	266	397	412	214	205	109	92	9	9	129	130	1,116	1,114
	Total	276	273	438	449	225	213	114	95	9	9	144	148	1,206	1,187
State Total		40,903	39,343	101,112	101,355	34,841	34,352	24,681	23,274	7,326	7,408	15,728	15,718	224,591	221,450

**Table 15:
Court and Jury Trials for District Court
Fiscal Year 2015**

District	Court Location	Criminal		Civil		Juvenile		Total	
		Court Trials	Jury Trials	Court Trials	Jury Trials	Court Trials	Jury Trials	Court Trials	Jury Trials
1	Gilpin	0	7	0	0	0	0	0	7
	Jefferson	1	105	24	23	10	0	35	128
	<i>Total</i>	1	112	24	23	10	0	35	135
2	Denver	1	120	51	84	0	0	52	204
	Denver Juvenile	0	0	0	0	49	3	49	3
	<i>Total</i>	1	120	51	84	49	3	101	207
3	Huerfano	0	1	0	0	0	0	0	1
	Las Animas	1	2	1	0	1	0	3	2
	<i>Total</i>	1	3	1	0	1	0	3	3
4	El Paso	4	184	24	39	20	4	48	227
	Teller	0	6	1	1	2	0	3	7
	<i>Total</i>	4	190	25	40	22	4	51	234
5	Clear Creek	0	2	0	0	0	1	0	3
	Eagle	0	3	5	2	0	0	5	5
	Lake	0	2	0	0	2	0	2	2
	Summit	0	4	1	3	1	0	2	7
	<i>Total</i>	0	11	6	5	3	1	9	17
6	Archuleta	0	4	3	1	2	0	5	5
	La Plata	0	5	2	3	2	1	4	9
	San Juan	0	1	0	0	0	0	0	1
	<i>Total</i>	0	10	5	4	4	1	9	15
7	Delta	0	2	0	0	4	0	4	2
	Gunnison	1	1	2	0	1	0	4	1
	Hinsdale	0	0	0	0	0	0	0	0
	Montrose	0	2	3	2	2	0	5	4
	Ouray	0	0	0	0	0	0	0	0
	San Miguel	0	0	1	0	0	0	1	0
	<i>Total</i>	1	5	6	2	7	0	14	7
8	Jackson	0	0	0	0	0	0	0	0
	Larimer	1	29	15	7	3	1	19	37
	<i>Total</i>	1	29	15	7	3	1	19	37
9	Garfield	0	2	4	2	3	1	7	5
	Pitkin	1	2	9	1	0	1	10	4
	Rio Blanco	0	0	1	0	0	1	1	1
	<i>Total</i>	1	4	14	3	3	3	18	10
10	Pueblo	0	23	10	9	6	2	16	34
11	Chaffee	0	4	0	0	1	0	1	4
	Custer	0	0	2	0	0	0	2	0
	Fremont	1	7	1	1	2	1	4	9
	Park	0	0	2	0	0	0	2	0
	<i>Total</i>	1	11	5	1	3	1	9	13

**Table 15:
Court and Jury Trials for District Court
Fiscal Year 2015**

District	Court Location	Criminal		Civil		Juvenile		Total	
		Court Trials	Jury Trials	Court Trials	Jury Trials	Court Trials	Jury Trials	Court Trials	Jury Trials
12	Alamosa	0	1	0	0	2	0	2	1
	Conejos	0	0	0	1	1	0	1	1
	Costilla	0	0	1	0	1	0	2	0
	Mineral	0	0	0	0	0	0	0	0
	Rio Grande	0	2	0	0	0	0	0	2
	Saguache	0	3	0	0	0	0	0	3
	<i>Total</i>	0	6	1	1	4	0	5	7
13	Kit Carson	0	2	0	0	0	0	0	2
	Logan	0	12	2	0	2	2	4	14
	Morgan	0	5	4	0	0	1	4	6
	Phillips	0	2	0	0	1	1	1	3
	Sedgwick	0	1	0	0	0	0	0	1
	Washington	0	1	0	0	0	0	0	1
	Yuma	0	0	0	0	0	0	0	0
	<i>Total</i>	0	23	6	0	3	4	9	27
14	Grand	0	5	0	0	1	0	1	5
	Moffat	0	4	3	0	0	0	3	4
	Routt	0	1	2	2	0	0	2	3
	<i>Total</i>	0	10	5	2	1	0	6	12
15	Baca	0	0	0	0	0	0	0	0
	Cheyenne	0	0	0	0	0	0	0	0
	Kiowa	0	0	0	0	2	0	2	0
	Prowers	0	0	0	0	0	0	0	0
	<i>Total</i>	0	0	0	0	2	0	2	0
16	Bent	0	0	0	0	0	0	0	0
	Crowley	0	0	0	0	0	0	0	0
	Otero	0	1	0	1	0	0	0	2
	<i>Total</i>	0	1	0	1	0	0	0	2
17	Adams	2	97	12	20	11	4	25	121
	Broomfield	0	11	0	3	0	0	0	14
	<i>Total</i>	2	108	12	23	11	4	25	135
18	Arapahoe	2	81	23	34	26	0	51	115
	Douglas	1	19	14	11	6	0	21	30
	Elbert	0	4	3	1	2	0	5	5
	Lincoln	0	5	0	0	0	0	0	5
	<i>Total</i>	3	109	40	46	34	0	77	155
19	Weld	3	68	18	11	24	1	45	80
20	Boulder	2	56	5	13	1	2	8	71
21	Mesa	0	42	7	2	15	5	22	49
22	Dolores	0	0	1	0	0	0	1	0
	Montezuma	0	4	0	0	0	1	0	5
	<i>Total</i>	0	4	1	0	0	1	1	5
State Total		21	945	257	277	206	33	484	1,255

**Table 16:
District Court Civil Filings by Case Type
Fiscal Year 2015**

District	Court Location	County Court				Confirm Arbitration Award	Conservation Easements	County Court or Municipal Appeal	Declaratory Judgment	Determination of Interests	Distraint Warrant	Employment Discrimination	Foreclosure Other Than Rule 120	Forcible Entry and Detainer	Foreign Judgment	Fraud
		Breach of Contract	Breach of Warranty	Counter Claim	Condemnation											
1	Gilpin	3	0	0	1	0	0	5	0	0	61	0	0	0	3	0
	Jefferson	219	3	0	5	1	0	64	21	5	6,542	0	51	28	47	16
	Total	222	3	0	6	1	0	69	21	5	6,603	0	51	28	50	16
2	Denver	578	15	33	9	29	0	76	91	3	17,315	0	58	64	72	33
3	Huerfano	5	0	0	0	0	0	3	0	0	55	0	2	1	0	0
	Las Animas	7	0	0	1	0	0	2	3	0	166	0	2	0	3	0
	Total	12	0	0	1	0	0	5	3	0	221	0	4	1	3	0
4	El Paso	262	0	27	4	3	0	72	27	3	6,910	0	49	29	57	12
	Teller	10	0	0	0	1	0	5	2	0	195	0	3	4	1	0
	Total	272	0	27	4	4	0	77	29	3	7,105	0	52	33	58	12
5	Clear Creek	3	0	0	0	0	0	1	1	0	84	0	1	0	0	0
	Eagle	30	1	1	0	2	0	8	9	0	720	0	64	8	11	0
	Lake	1	0	0	2	0	0	0	2	0	56	0	1	0	0	0
	Summit	23	1	0	0	0	0	3	3	1	336	0	14	0	4	1
	Total	57	2	1	2	2	0	12	15	1	1,196	0	80	8	15	1
6	Archuleta	7	0	0	1	0	0	2	3	1	148	0	58	1	1	0
	La Plata	18	1	0	1	0	0	9	4	0	523	0	1	0	8	3
	San Juan	0	0	0	0	0	0	0	0	0	28	0	0	1	0	0
	Total	25	1	0	2	0	0	11	7	1	699	0	59	2	9	3
7	Delta	6	0	0	0	0	0	7	3	0	272	0	1	1	4	1
	Gunnison	9	0	0	0	0	0	4	3	0	140	0	3	1	2	0
	Hinsdale	0	0	0	0	0	0	0	1	0	6	0	1	0	0	0
	Montrose	22	0	1	0	0	0	7	6	1	376	0	8	1	3	3
	Ouray	4	0	1	0	0	0	3	1	0	48	0	3	0	1	0
	San Miguel	8	0	0	0	0	0	0	5	0	102	0	4	0	1	0
Total	49	0	2	0	0	0	21	19	1	944	0	20	3	11	4	
8	Jackson	0	0	0	0	0	0	0	0	0	7	0	0	0	0	0
	Larimer	117	2	1	15	0	0	31	18	0	2,658	0	9	9	30	10
	Total	117	2	1	15	0	0	31	18	0	2,665	0	9	9	30	10
9	Garfield	35	2	3	0	0	0	3	6	1	784	0	7	0	6	1
	Pitkin	29	0	1	0	1	0	7	5	0	262	0	13	7	4	6
	Rio Blanco	1	0	0	0	0	0	0	1	0	66	0	0	0	1	0
	Total	65	2	4	0	1	0	10	12	1	1,112	0	20	7	11	7
10	Pueblo	57	0	0	1	1	0	21	12	3	1,947	0	4	5	14	1
11	Chaffee	5	0	1	0	0	0	5	1	0	175	0	0	2	1	0
	Custer	2	0	0	0	0	0	1	1	0	25	0	4	1	2	0
	Fremont	13	1	1	0	0	0	5	6	0	354	0	5	3	3	0
	Park	2	0	0	0	0	0	1	2	2	165	0	1	0	5	2
	Total	22	1	2	0	0	0	12	10	2	719	0	10	6	11	2

**Table 16:
District Court Civil Filings by Case Type
Fiscal Year 2015**

District	Court Location	Motion to Approve Transfer of Structured Settlement											Out of State Subpoena	Personal Injury	Personal Injury - Motor Vehicle	
		Goods Sold and Delivered	Injunctive Relief	Landlord-Tenant	Lien	Malpractice	Mechanics Lien	Money	Name Change	Negligence	Note	Other				
1	Gilpin	0	0	0	0	0	0	2	0	0	1	0	6	0	13	0
	Jefferson	7	22	12	1	17	15	292	12	35	42	14	105	22	101	241
	Total	7	22	12	1	17	15	294	12	35	43	14	111	22	114	241
2	Denver	35	112	25	7	59	65	410	26	31	72	96	186	140	302	820
3	Huerfano	0	2	0	0	1	0	4	2	0	0	0	3	0	1	3
	Las Animas	0	2	0	0	0	0	10	2	3	0	0	5	3	3	6
	Total	0	4	0	0	1	0	14	4	3	0	0	8	3	4	9
4	El Paso	9	39	5	1	25	17	515	38	6	62	15	163	58	170	413
	Teller	0	1	0	0	0	2	12	0	1	3	0	5	0	5	12
	Total	9	40	5	1	25	19	527	38	7	65	15	168	58	175	425
5	Clear Creek	0	0	0	0	0	1	6	0	0	0	0	1	0	3	4
	Eagle	1	6	0	1	1	8	53	0	0	5	4	14	6	20	9
	Lake	0	0	0	0	0	1	11	0	0	0	0	4	0	1	1
	Summit	0	4	0	1	0	3	28	2	0	6	2	4	2	16	7
	Total	1	10	0	2	1	13	98	2	0	11	6	23	8	40	21
6	Archuleta	0	2	0	0	1	0	6	4	1	2	0	1	3	0	0
	La Plata	5	2	0	0	2	2	21	3	1	7	3	20	4	3	8
	San Juan	0	0	0	0	0	0	0	0	0	0	0	7	0	0	0
	Total	5	4	0	0	3	2	27	7	2	9	3	28	7	3	8
7	Delta	0	3	0	0	0	0	32	3	1	1	1	3	0	5	6
	Gunnison	0	2	0	0	0	0	11	0	0	2	2	4	0	2	2
	Hinsdale	0	0	0	0	0	0	0	0	0	0	0	0	0	0	0
	Montrose	0	1	0	0	2	1	26	1	6	1	2	13	6	2	6
	Ouray	0	1	0	0	1	0	4	0	0	0	1	0	1	1	0
	Total	0	7	0	0	3	2	80	4	7	9	8	27	7	13	14
8	Jackson	0	0	0	0	0	0	2	0	0	0	0	2	0	0	0
	Larimer	2	22	2	1	8	12	177	7	30	17	7	47	25	46	131
	Total	2	22	2	1	8	12	179	7	30	17	7	49	25	46	131
9	Garfield	0	2	1	0	1	4	45	0	6	3	4	13	4	9	11
	Pitkin	0	3	1	0	1	4	15	0	0	6	1	8	7	8	7
	Rio Blanco	0	1	0	0	0	1	8	0	0	0	0	2	0	0	1
	Total	0	6	2	0	2	9	68	0	6	9	5	23	11	17	19
10	Pueblo	2	9	0	0	9	2	123	7	10	10	1	26	4	45	107
11	Chaffee	0	1	0	0	2	0	14	0	0	1	0	5	0	3	2
	Custer	0	1	0	0	0	0	1	0	0	0	0	7	1	1	2
	Fremont	0	1	0	1	3	0	28	2	0	3	1	13	2	3	8
	Park	0	2	0	1	0	3	10	0	2	1	0	7	1	3	5
	Total	0	5	0	2	5	3	53	2	2	5	1	32	4	10	17

**Table 16:
District Court Civil Filings by Case Type
Fiscal Year 2015**

District	Court Location	Petition to Seal	Petition to Seal	Property Damage	Protection Order	Public Nuisance	Public Utilities	Replevin	Review -	Rule 105	Rule 106 -	Rule 120	Services Rendered	Sexual Harassment
		Criminal Record	Criminal Conviction						Other Local Government / Person		Writs / Contempt	Deed of Trust		
1	Gilpin	8	2	0	0	0	0	1	0	1	0	16	0	0
	Jefferson	344	20	6	0	11	0	43	18	28	14	660	0	1
	Total	352	22	6	0	11	0	44	18	29	14	676	0	1
2	Denver	526	110	9	8	74	6	34	49	47	62	719	44	2
3	Huerfano	3	0	0	0	0	0	0	0	5	0	24	0	0
	Las Animas	11	0	1	0	0	0	3	0	7	7	61	0	0
	Total	14	0	1	0	0	0	3	0	12	7	85	0	0
4	El Paso	457	18	6	2	40	0	31	6	25	12	1,348	0	0
	Teller	14	0	0	0	0	0	1	1	7	0	59	0	0
	Total	471	18	6	2	40	0	32	7	32	12	1,407	0	0
5	Clear Creek	9	0	0	1	0	0	1	1	2	0	19	0	0
	Eagle	57	6	0	0	0	0	5	3	3	4	77	0	0
	Lake	10	1	0	1	0	0	2	1	5	0	20	0	0
	Summit	36	3	1	0	0	0	0	2	4	1	52	0	0
	Total	112	10	1	2	0	0	8	7	14	5	168	0	0
6	Archuleta	4	0	0	0	0	0	1	3	20	0	29	0	0
	La Plata	24	3	0	0	0	0	0	7	14	0	54	0	0
	San Juan	0	0	0	0	0	0	0	0	2	1	2	0	0
	Total	28	3	0	0	0	0	1	10	36	1	85	0	0
7	Delta	4	0	0	0	0	0	6	1	5	0	97	0	0
	Gunnison	13	2	1	0	0	0	0	1	10	1	24	0	0
	Hinsdale	3	0	0	0	0	0	0	0	0	0	2	0	0
	Montrose	17	0	2	0	0	0	3	1	6	0	82	1	0
	Ouray	7	0	0	0	0	0	0	0	3	0	6	0	0
	San Miguel	5	0	1	0	0	0	0	1	2	0	17	0	0
Total	49	2	4	0	0	0	9	4	26	1	228	1	0	
8	Jackson	0	0	0	0	0	0	0	0	0	0	2	0	0
	Larimer	178	16	6	0	20	0	22	6	19	5	272	0	0
	Total	178	16	6	0	20	0	22	6	19	5	274	0	0
9	Garfield	22	2	1	0	0	0	8	3	6	0	130	0	0
	Pitkin	21	2	1	0	0	0	2	0	4	3	16	0	0
	Rio Blanco	3	2	0	0	0	0	1	0	3	0	17	0	0
	Total	46	6	2	0	0	0	11	3	13	3	163	0	0
10	Pueblo	47	3	0	0	0	0	9	4	18	8	549	1	0
11	Chaffee	5	1	0	0	0	0	2	1	2	14	17	0	0
	Custer	0	0	0	0	0	0	0	0	3	0	18	0	0
	Fremont	22	1	0	1	0	0	2	2	10	33	128	0	0
	Park	12	1	0	0	0	0	1	0	9	2	59	0	0
	Total	39	3	0	1	0	0	5	3	24	49	222	0	0

**Table 16:
District Court Civil Filings by Case Type
Fiscal Year 2015**

District	Court Location	Special District	Specific Performance	Unemployment Compensation	Wages	Workman's Compensation	Writ of Habeas Corpus	Wrongful Death	Wrongful Death – Motor Vehicle	Total
1	Gilpin	0	0	0	0	0	0	1	0	124
	Jefferson	4	2	0	5	1	8	5	3	9,113
	Total	4	2	0	5	1	8	6	3	9,237
2	Denver	6	2	1	32	61	13	12	7	22,586
3	Huerfano	0	0	0	0	0	0	0	1	115
	Las Animas	0	0	0	0	0	2	0	0	310
	Total	0	0	0	0	0	2	0	1	425
4	El Paso	1	2	1	3	0	17	6	3	10,969
	Teller	0	0	0	0	0	0	0	0	344
	Total	1	2	1	3	0	17	6	3	11,313
5	Clear Creek	0	0	0	1	0	0	0	0	139
	Eagle	6	1	0	0	0	0	2	0	1,146
	Lake	0	0	0	0	0	0	0	0	120
	Summit	0	0	0	1	0	0	0	0	561
	Total	6	1	0	2	0	0	2	0	1,966
6	Archuleta	0	1	0	0	0	0	0	0	300
	La Plata	0	1	0	0	0	1	1	1	755
	San Juan	0	0	0	0	0	0	0	0	41
	Total	0	2	0	0	0	1	1	1	1,096
7	Delta	0	0	0	0	0	2	1	0	466
	Gunnison	0	0	0	1	0	0	0	0	240
	Hinsdale	0	0	0	0	0	0	0	0	13
	Montrose	2	0	0	0	0	0	2	0	611
	Ouray	0	0	0	0	0	0	0	0	86
	Total	2	0	0	1	0	2	3	0	1,587
8	Jackson	0	0	0	0	0	0	0	0	13
	Larimer	9	2	0	0	0	0	4	0	3,993
	Total	9	2	0	0	0	0	4	0	4,006
9	Garfield	0	0	0	0	2	0	1	0	1,126
	Pitkin	1	1	0	0	0	0	0	0	447
	Rio Blanco	0	0	0	0	0	0	0	0	108
	Total	1	1	0	0	2	0	1	0	1,681
10	Pueblo	0	0	0	3	0	0	6	2	3,071
11	Chaffee	0	0	0	0	0	10	0	0	270
	Custer	0	0	0	1	0	0	0	0	71
	Fremont	0	0	0	0	0	94	0	1	750
	Park	0	1	0	0	0	3	0	0	303
	Total	0	1	0	1	0	107	0	1	1,394

**Table 16:
District Court Civil Filings by Case Type
Fiscal Year 2015**

District	Court Location	County Court				Confirm Arbitration Award	Conservation Easements	County Court or Municipal Appeal	Declaratory Judgment	Determination of Interests	Distraint Warrant	Employment Discrimination	Foreclosure Other Than Rule 120	Forcible Entry and Detainer	Foreign Judgment	Fraud
		Breach of Contract	Breach of Warranty	County Court Counter Claim	Condemnation											
12	Alamosa	4	0	0	0	0	0	7	0	0	171	0	1	0	1	1
	Conejos	3	0	0	0	0	0	1	0	0	63	0	0	0	0	0
	Costilla	0	0	0	0	0	0	2	0	0	37	0	6	1	2	0
	Mineral	0	0	0	0	0	0	0	0	0	6	0	0	0	0	0
	Rio Grande	3	0	0	0	0	0	1	0	0	112	0	0	0	0	0
	Saguache	2	0	0	0	0	0	0	0	0	20	0	1	0	1	0
	Total	12	0	0	0	0	0	11	0	0	409	0	8	1	4	1
13	Kit Carson	5	0	0	0	0	0	2	0	0	49	0	0	0	0	0
	Logan	1	0	0	1	0	0	2	0	0	153	0	0	19	0	1
	Morgan	5	0	0	0	0	0	1	2	0	227	0	3	0	3	1
	Phillips	2	0	0	0	0	0	0	0	0	26	0	1	0	0	0
	Sedgwick	0	0	0	0	0	0	3	0	0	19	0	0	0	0	0
	Washington	4	0	0	0	0	0	1	0	0	34	0	0	0	0	0
	Yuma	6	0	0	4	0	0	4	0	0	62	0	0	0	0	0
Total	23	0	0	5	0	0	13	2	0	570	0	4	19	3	2	
14	Grand	3	0	0	0	0	0	7	4	0	173	0	23	2	0	0
	Moffat	1	0	0	0	0	0	2	1	0	186	0	0	1	2	0
	Routt	20	1	0	1	1	0	4	5	1	281	0	19	0	2	1
	Total	24	1	0	1	1	0	13	10	1	640	0	42	3	4	1
15	Baca	1	0	0	0	0	0	1	0	0	23	0	0	1	0	0
	Cheyenne	0	0	0	0	0	0	0	0	0	20	0	0	0	0	0
	Kiowa	0	0	0	0	0	0	2	0	1	10	0	1	0	0	0
	Prowers	2	0	0	0	0	0	0	1	0	128	0	1	0	1	0
	Total	3	0	0	0	0	0	3	1	1	181	0	2	1	1	0
16	Bent	1	0	0	0	0	0	1	0	0	37	0	3	0	0	0
	Crowley	0	0	0	0	0	0	0	0	0	24	0	0	0	0	0
	Otero	6	0	0	0	0	0	2	1	0	149	0	0	0	1	1
	Total	7	0	0	0	0	0	3	1	0	210	0	3	0	1	1
17	Adams	164	0	13	4	0	0	57	17	1	7,568	0	44	25	33	6
	Broomfield	22	0	2	0	0	0	5	2	0	565	1	3	3	7	1
	Total	186	0	15	4	0	0	62	19	1	8,133	1	47	28	40	7
18	Arapahoe	281	2	0	20	5	0	71	36	4	8,661	1	107	61	75	21
	Douglas	133	1	0	4	1	0	22	11	1	2,797	1	30	19	20	10
	Elbert	7	0	1	0	0	0	2	3	1	204	0	0	1	2	1
	Lincoln	2	0	0	0	0	0	1	0	0	39	0	0	0	0	0
	Total	423	3	1	24	6	0	96	50	6	11,701	2	137	81	97	32
19	Weld	95	1	6	8	0	0	37	23	2	3,151	0	12	5	16	5
20	Boulder	225	1	8	13	1	0	74	24	1	2,694	2	14	16	19	10
21	Mesa	39	1	0	0	0	0	22	9	1	1,631	0	2	5	20	2
22	Dolores	0	0	0	0	0	0	1	0	0	24	0	0	0	0	0
	Montezuma	7	0	0	0	0	0	6	1	1	277	0	1	0	2	0
	Total	7	0	0	0	0	0	7	1	1	301	0	1	0	2	0
State Total		2,520	33	100	95	46	0	686	377	34	70,147	5	639	325	491	150
Percent of State Total		2%	0.03%	0.10%	0.09%	0.05%	0.000%	1%	0.37%	0.03%	69%	0.005%	1%	0.32%	0.486%	0.15%

**Table 16:
District Court Civil Filings by Case Type
Fiscal Year 2015**

District	Court Location	Goods		Landlord-Tenant	Lien	Malpractice	Mechanics		Motion to Approve Transfer of Structured Settlement	Name Change	Negligence	Note	Other	Out of State Subpoena	Personal Injury	Personal Injury - Motor Vehicle
		Sold and Delivered	Injunctive Relief				Lien	Money								
12	Alamosa	0	0	1	0	0	1	5	0	0	0	0	5	0	3	8
	Conejos	0	1	0	0	1	0	4	0	0	1	0	2	2	1	1
	Costilla	0	1	0	0	0	0	1	0	1	0	0	2	0	0	0
	Mineral	0	0	0	0	0	0	0	0	0	0	0	1	0	0	0
	Rio Grande	0	2	0	1	0	0	1	1	3	1	1	3	0	2	3
	Saguache	0	2	0	0	0	0	4	0	0	0	0	2	1	1	2
	Total	0	6	1	1	1	1	15	1	4	2	1	15	3	7	14
13	Kit Carson	0	0	0	0	0	1	5	0	0	0	0	2	1	1	1
	Logan	0	2	0	0	1	1	8	1	1	2	1	10	2	3	4
	Morgan	1	0	0	1	0	0	12	0	1	0	0	8	1	5	4
	Phillips	0	0	0	0	0	0	1	0	0	0	0	1	0	1	1
	Sedgwick	0	1	0	0	0	0	3	0	0	0	0	2	0	0	0
	Washington	0	1	0	0	0	0	2	0	0	0	0	5	0	1	0
	Yuma	0	1	0	0	0	0	3	1	0	0	0	3	0	0	0
Total	1	5	0	1	1	1	34	2	2	2	1	31	4	11	10	
14	Grand	0	5	1	1	0	0	21	0	0	1	1	5	1	8	0
	Moffat	0	1	0	0	0	1	4	0	2	0	1	2	0	2	2
	Routt	1	2	0	0	1	0	18	1	1	1	1	17	2	3	2
	Total	1	8	1	1	1	1	43	1	3	2	3	24	3	13	4
15	Baca	0	0	0	0	0	0	1	1	0	0	1	1	0	0	0
	Cheyenne	1	0	0	0	0	0	0	0	1	0	0	1	0	0	1
	Kiowa	0	0	0	0	0	0	1	0	0	0	0	1	0	0	0
	Prowers	0	2	0	0	0	0	4	1	0	1	0	9	0	0	1
	Total	1	2	0	0	0	0	6	2	0	2	1	12	0	0	2
16	Bent	0	0	0	0	0	0	2	0	1	1	0	3	0	0	0
	Crowley	0	1	0	0	0	0	1	0	0	1	0	4	0	0	1
	Otero	1	1	0	0	1	0	1	2	1	2	1	2	1	1	9
	Total	1	2	0	0	1	0	4	2	2	4	1	9	1	1	10
17	Adams	10	14	0	2	5	9	272	19	18	33	8	51	10	92	272
	Broomfield	1	1	0	1	1	4	35	0	0	10	1	8	7	10	35
	Total	11	15	0	3	6	13	307	19	18	43	9	59	17	102	307
18	Arapahoe	7	24	4	4	26	12	432	36	36	50	14	118	75	128	364
	Douglas	4	18	2	1	10	14	221	4	3	22	8	39	24	50	134
	Elbert	1	5	0	1	0	1	29	0	0	0	0	6	0	2	4
	Lincoln	0	1	1	0	1	1	3	0	1	1	0	15	1	1	2
	Total	12	48	7	6	37	28	685	40	40	73	22	178	100	181	504
19	Weld	4	10	0	1	7	11	144	14	15	22	10	60	8	36	77
20	Boulder	2	12	6	2	20	17	189	5	23	39	10	47	28	76	200
21	Mesa	3	2	0	2	5	1	102	7	32	10	3	36	11	19	31
22	Dolores	0	0	0	0	0	0	2	0	0	0	0	1	0	0	0
	Montezuma	0	0	0	2	0	0	21	2	2	1	0	7	3	2	3
	Total	0	0	0	2	0	0	23	2	2	1	0	8	3	2	3
State Total		97	351	61	33	212	216	3,425	204	274	450	217	1,160	467	1,217	2,974
Percent of State Total		0.10%	0.35%	0.06%	0.03%	0.21%	0.21%	3%	0.20%	0.27%	0.45%	0.21%	1.15%	0.46%	1%	3%

**Table 16:
District Court Civil Filings by Case Type
Fiscal Year 2015**

District	Court Location	Petition to Seal	Petition to Seal	Property Damage	Protection Order	Public Nuisance	Public Utilities	Review - Other Local Government / Person	Rule 105 Quiet Title	Rule 106 - Writs / Contempt	Rule 120 Deed of Trust	Services Rendered	Sexual Harassment	
		Criminal Record	Criminal Conviction							Replevin				
12	Alamosa	10	2	1	0	0	0	1	3	2	1	31	0	0
	Conejos	0	0	0	0	0	0	1	1	3	0	6	0	0
	Costilla	4	0	0	0	0	0	1	0	9	0	7	0	0
	Mineral	0	0	0	0	0	0	0	0	1	0	1	0	0
	Rio Grande	5	1	0	0	0	0	2	1	2	1	26	0	0
	Saguache	1	0	0	0	0	0	2	0	8	1	15	0	0
	Total	20	3	1	0	0	0	7	5	25	3	86	0	0
13	Kit Carson	7	0	0	0	0	0	0	0	0	9	1	0	0
	Logan	10	1	0	0	0	0	1	2	1	21	36	0	0
	Morgan	9	2	0	0	0	0	3	1	0	0	48	0	0
	Phillips	2	0	0	0	0	0	0	0	1	0	6	0	0
	Sedgwick	0	0	0	0	0	0	0	0	0	0	5	0	0
	Washington	2	0	1	0	0	0	2	0	1	0	3	0	0
	Yuma	8	1	0	0	0	0	0	0	1	0	11	0	0
Total	38	4	1	0	0	0	6	3	4	30	110	0	0	
14	Grand	18	3	0	0	0	0	0	1	6	1	39	0	0
	Moffat	4	1	0	0	0	0	2	0	5	0	41	0	0
	Routt	25	4	0	0	0	0	1	4	8	0	47	0	0
	Total	47	8	0	0	0	0	3	5	19	1	127	0	0
15	Baca	0	0	0	0	0	0	1	0	1	0	2	0	0
	Cheyenne	0	0	0	0	0	0	0	0	3	0	1	0	0
	Kiowa	0	1	0	0	0	0	0	0	0	1	2	0	0
	Prowers	3	1	0	0	0	0	1	0	2	0	22	0	0
	Total	3	2	0	0	0	0	2	0	6	1	27	0	0
16	Bent	1	2	0	0	0	0	1	0	0	3	11	0	0
	Crowley	0	0	0	0	0	0	1	0	2	12	7	0	0
	Otero	4	1	1	0	0	0	0	1	7	0	44	0	0
	Total	5	3	1	0	0	0	2	1	9	15	62	0	0
17	Adams	166	18	0	0	18	0	55	12	16	5	792	2	1
	Broomfield	44	5	0	0	0	0	4	1	2	0	41	1	0
	Total	210	23	0	0	18	0	59	13	18	5	833	3	1
18	Arapahoe	379	64	2	1	36	0	35	4	18	28	929	3	0
	Douglas	206	11	2	0	2	0	10	4	13	7	310	0	0
	Elbert	11	0	0	0	0	0	3	0	2	0	44	0	0
	Lincoln	1	0	0	0	0	0	1	0	2	14	11	0	0
	Total	597	75	4	1	38	0	49	8	35	49	1,294	3	0
19	Weld	112	11	4	0	1	0	34	5	31	3	395	0	0
20	Boulder	437	18	3	0	10	0	11	11	18	7	172	0	0
21	Mesa	104	18	0	3	0	0	8	3	7	1	434	0	0
22	Dolores	0	0	0	0	0	0	0	0	3	0	9	0	0
	Montezuma	1	0	0	0	0	0	8	1	5	3	40	0	0
	Total	1	0	0	0	0	0	8	1	8	3	49	0	0
State Total		3,436	358	49	17	212	6	367	166	450	285	8,165	52	4
Percent of State Total		3%	0.35%	0.05%	0.02%	0.21%	0.01%	0.36%	0.16%	0.45%	0.28%	8%	0.05%	0.004%

**Table 16:
District Court Civil Filings by Case Type
Fiscal Year 2015**

District	Court Location	Special District	Specific Performance	Unemployment Compensation	Wages	Workman's Compensation	Writ of Habeas Corpus	Wrongful Death	Wrongful Death – Motor Vehicle	Total
12	Alamosa	0	0	0	0	0	0	0	0	259
	Conejos	0	0	0	0	0	0	0	0	91
	Costilla	0	0	0	0	0	0	0	0	74
	Mineral	0	0	0	0	0	0	0	0	9
	Rio Grande	1	0	0	0	0	0	0	0	173
	Saguache	0	0	0	0	0	0	0	0	63
	<i>Total</i>	<i>1</i>	<i>0</i>	<i>0</i>	<i>0</i>	<i>0</i>	<i>0</i>	<i>0</i>	<i>0</i>	<i>669</i>
13	Kit Carson	0	0	0	0	0	0	0	0	84
	Logan	0	0	0	0	0	28	0	0	313
	Morgan	0	0	0	1	0	0	0	0	339
	Phillips	0	0	0	0	0	0	0	0	42
	Sedgwick	0	0	0	0	0	0	0	0	33
	Washington	0	0	0	0	0	1	0	0	58
	Yuma	0	0	0	0	0	0	0	0	105
	<i>Total</i>	<i>0</i>	<i>0</i>	<i>0</i>	<i>1</i>	<i>0</i>	<i>29</i>	<i>0</i>	<i>0</i>	<i>974</i>
14	Grand	0	0	0	1	0	0	0	0	325
	Moffat	0	0	0	0	0	0	0	0	261
	Routt	0	0	0	0	0	0	0	0	475
	<i>Total</i>	<i>0</i>	<i>0</i>	<i>0</i>	<i>1</i>	<i>0</i>	<i>0</i>	<i>0</i>	<i>0</i>	<i>1,061</i>
15	Baca	0	0	0	0	0	6	0	0	40
	Cheyenne	1	0	0	0	0	0	0	0	29
	Kiowa	0	0	0	0	0	0	0	0	20
	Prowers	0	0	0	0	0	0	0	0	180
	<i>Total</i>	<i>1</i>	<i>0</i>	<i>0</i>	<i>0</i>	<i>0</i>	<i>6</i>	<i>0</i>	<i>0</i>	<i>269</i>
16	Bent	0	0	0	0	0	6	0	0	73
	Crowley	0	0	0	0	0	10	0	0	64
	Otero	0	0	0	0	0	0	0	0	241
	<i>Total</i>	<i>0</i>	<i>0</i>	<i>0</i>	<i>0</i>	<i>0</i>	<i>16</i>	<i>0</i>	<i>0</i>	<i>378</i>
17	Adams	5	0	1	3	1	6	3	3	9,854
	Broomfield	0	0	0	0	0	0	2	1	826
	<i>Total</i>	<i>5</i>	<i>0</i>	<i>1</i>	<i>3</i>	<i>1</i>	<i>6</i>	<i>5</i>	<i>4</i>	<i>10,680</i>
18	Arapahoe	10	1	1	7	0	1	10	3	12,207
	Douglas	6	0	0	1	0	0	2	0	4,178
	Elbert	0	0	0	0	0	0	0	0	331
	Lincoln	0	0	0	0	0	11	0	0	110
	<i>Total</i>	<i>16</i>	<i>1</i>	<i>1</i>	<i>8</i>	<i>0</i>	<i>12</i>	<i>12</i>	<i>3</i>	<i>16,826</i>
19	Weld	20	1	0	1	0	0	1	0	4,399
20	Boulder	1	1	0	4	0	2	1	0	4,474
21	Mesa	1	0	0	1	0	1	4	1	2,582
22	Dolores	0	0	0	0	0	0	0	1	41
	Montezuma	0	0	1	0	0	0	0	0	397
	<i>Total</i>	<i>0</i>	<i>0</i>	<i>1</i>	<i>0</i>	<i>0</i>	<i>0</i>	<i>0</i>	<i>1</i>	<i>438</i>
<i>State Total</i>		<i>74</i>	<i>16</i>	<i>5</i>	<i>66</i>	<i>65</i>	<i>222</i>	<i>64</i>	<i>27</i>	<i>101,112</i>
<i>Percent of State Total</i>		<i>0.07%</i>	<i>0.02%</i>	<i>0.005%</i>	<i>0.07%</i>	<i>0.06%</i>	<i>0.22%</i>	<i>0.06%</i>	<i>0.03%</i>	<i>100%</i>

**Table 17:
District Court Domestic Relations Filings by Case Type
Fiscal Year 2015**

District	Court Location	Administrative	Child Custody	Civil Union		Civil Union	Dissolution	Incoming	Invalidity of	Legal	Other	Outgoing	Registration	Total
		Support Order	Allocation of	Dissolution	Invalidity	Legal								
		IV-D	Parental Rsp			Separation		of Support	Marriage	Separation			Decree	
1	Gilpin	0	4	0	0	0	28	0	1	0	1	0	0	34
	Jefferson	11	566	10	0	0	2,477	57	33	98	59	0	82	3,393
	Total	11	570	10	0	0	2,505	57	34	98	60	0	82	3,427
2	Denver	0	746	22	0	1	3,266	161	49	94	147	0	15	4,501
3	Huerfano	0	27	1	0	0	35	1	0	1	0	0	0	65
	Las Animas	0	26	1	0	0	68	4	0	3	0	0	2	104
	Total	0	53	2	0	0	103	5	0	4	0	0	2	169
4	El Paso	15	799	23	0	1	4,292	365	57	175	97	0	95	5,919
	Teller	0	16	0	0	0	108	2	1	6	0	0	2	135
	Total	15	815	23	0	1	4,400	367	58	181	97	0	97	6,054
5	Clear Creek	0	8	1	0	0	52	1	0	1	0	0	2	65
	Eagle	1	32	2	0	0	213	3	3	4	1	0	7	266
	Lake	1	15	0	0	0	27	1	0	0	1	0	2	47
	Summit	3	13	1	0	0	118	1	1	4	1	0	2	144
	Total	5	68	4	0	0	410	6	4	9	3	0	13	522
6	Archuleta	3	19	0	0	0	52	2	1	2	0	0	0	79
	La Plata	0	36	2	0	0	235	2	2	2	1	0	3	283
	San Juan	0	0	0	0	0	1	0	0	0	0	0	0	1
	Total	3	55	2	0	0	288	4	3	4	1	0	3	363
7	Delta	0	48	0	0	0	161	13	2	12	0	0	2	238
	Gunnison	1	7	0	0	0	55	3	0	1	0	0	0	67
	Hinsdale	0	0	0	0	0	3	0	0	0	0	0	0	3
	Montrose	0	59	0	0	0	193	11	1	3	0	0	6	273
	Ouray	0	0	0	0	0	20	0	1	0	0	0	1	22
	San Miguel	0	3	0	0	0	39	1	0	0	0	0	3	46
	Total	1	117	0	0	0	471	28	4	16	0	0	12	649
8	Jackson	0	0	0	0	0	5	1	0	1	0	0	0	7
	Larimer	0	369	2	0	0	1,266	1	31	62	3	0	47	1,781
	Total	0	369	2	0	0	1,271	2	31	63	3	0	47	1,788
9	Garfield	0	73	1	0	0	317	14	2	4	2	0	15	428
	Pitkin	0	3	0	0	0	89	1	2	0	0	0	1	96
	Rio Blanco	0	10	0	0	0	29	7	0	1	0	0	4	51
	Total	0	86	1	0	0	435	22	4	5	2	0	20	575
10	Pueblo	0	399	2	0	0	758	0	10	26	1	0	56	1,252
11	Chaffee	0	18	0	0	0	93	3	1	4	0	0	3	122
	Custer	3	0	0	0	0	10	0	0	0	0	0	0	13
	Fremont	0	60	4	0	0	235	15	3	5	0	0	5	327
	Park	4	10	0	1	0	41	7	0	2	1	0	2	68
	Total	7	88	4	1	0	379	25	4	11	1	0	10	530

**Table 17:
District Court Domestic Relations Filings by Case Type
Fiscal Year 2015**

District	Court Location	Administrative	Child Custody	Civil Union	Civil Union	Civil Union	Dissolution	Incoming	Invalidity of	Legal	Other	Outgoing	Registration	Total
		Support Order IV-D	Allocation of Parental Rsp	Dissolution	Invalidity	Legal Separation	of Marriage	Registration of Support	Marriage	Separation	Registration of UIFSA	of Foreign Decree		
12	Alamosa	0	53	1	0	0	111	5	0	1	0	0	1	172
	Conejos	0	16	0	0	0	25	0	0	0	1	0	0	42
	Costilla	0	3	0	0	0	14	0	0	0	0	0	1	18
	Mineral	0	0	0	0	0	0	0	0	0	0	0	0	0
	Rio Grande	0	31	0	0	0	50	0	0	2	0	0	2	85
	Saguache	0	13	0	0	0	27	0	1	0	0	0	0	41
	Total	0	116	1	0	0	227	5	1	3	1	0	4	358
13	Kit Carson	0	10	0	0	0	19	0	0	1	0	0	2	32
	Logan	0	35	0	0	0	107	0	0	5	0	0	0	147
	Morgan	0	61	0	0	0	125	6	1	2	1	0	4	200
	Phillips	0	7	0	0	0	17	0	0	2	0	0	1	27
	Sedgwick	6	1	0	0	0	4	0	0	0	0	0	0	11
	Washington	0	6	0	0	0	20	3	0	0	0	0	1	30
	Yuma	0	12	0	0	0	38	0	0	1	0	0	0	51
Total	6	132	0	0	0	330	9	1	11	1	0	8	498	
14	Grand	0	13	0	0	0	48	5	2	3	0	0	4	75
	Moffat	0	25	0	0	0	82	0	1	4	0	0	1	113
	Routt	2	12	0	0	0	113	7	2	7	0	1	7	151
	Total	2	11	0	0	0	243	12	5	14	0	1	12	339
15	Baca	1	5	0	0	0	19	0	0	1	0	0	0	26
	Cheyenne	0	1	0	0	0	5	0	0	1	0	0	0	7
	Kiowa	0	2	0	0	0	3	0	0	0	0	0	0	5
	Prowers	0	25	1	0	0	57	3	1	0	0	0	0	87
	Total	1	33	1	0	0	84	3	1	2	0	0	0	125
16	Bent	0	8	0	0	0	21	6	2	0	0	0	0	37
	Crowley	0	6	0	0	0	18	3	0	3	0	0	0	30
	Otero	0	48	1	0	0	100	3	2	0	1	0	3	158
	Total	0	62	1	0	0	139	12	4	3	1	0	3	225
17	Adams	0	762	5	0	0	2,021	1	12	72	11	0	18	2,902
	Broomfield	1	48	3	0	0	282	6	5	14	13	0	7	379
	Total	1	810	8	0	0	2,303	7	17	86	24	0	25	3,281
18	Arapahoe	2	618	16	0	1	2,620	83	38	82	4	0	140	3,604
	Douglas	0	137	1	0	0	1,325	41	15	65	3	0	24	1,611
	Elbert	1	14	0	0	0	99	11	0	5	0	0	0	130
	Lincoln	0	5	1	0	0	20	2	1	0	0	0	0	29
	Total	3	774	18	0	1	4,064	137	54	152	7	0	164	5,374
19	Weld	0	376	3	0	0	1,282	107	17	41	5	0	21	1,852
20	Boulder	0	168	6	0	0	1,065	40	9	48	0	0	22	1,358
21	Mesa	0	328	1	1	0	953	3	13	10	4	0	63	1,376
22	Dolores	0	1	0	0	0	10	0	0	0	0	0	0	11
	Montezuma	0	32	0	0	0	153	15	5	7	0	0	2	214
	Total	0	33	0	0	0	163	15	5	7	0	0	2	225
State Total		55	6,209	111	2	3	25,139	1,027	328	888	358	1	681	34,841
Percent of State Total		0.16%	18%	0.32%	0.01%	0.01%	72%	3%	1%	3%	1%	0.003%	2%	100%

**Table 18:
District Court Criminal Filings by Case Type
Fiscal Year 2015**

District	Court Location	Arson	Assault	Bail Violation	Bribery-Tampering	Burglary	Child Abuse	Criminal Mischief	Cruelty to Animals	Drugs	Escape	Forgery	Fraud	Fugitive from Justice
1	Gilpin	0	6	0	0	6	0	5	0	49	0	1	2	8
	Jefferson	6	288	36	33	217	4	42	3	936	147	109	14	93
	Total	6	294	36	33	223	4	47	3	985	147	110	16	101
2	Denver	8	389	11	24	425	10	79	3	1,942	307	85	29	53
3	Huerfano	2	13	6	0	3	1	2	1	23	3	0	0	9
	Las Animas	2	23	0	0	46	3	2	0	27	0	9	3	20
	Total	4	36	6	0	49	4	4	1	50	3	9	3	29
4	El Paso	11	403	3	22	527	27	106	4	1,237	219	98	382	239
	Teller	1	12	1	0	8	1	7	0	49	0	7	2	11
	Total	12	415	4	22	535	28	113	4	1,286	219	105	384	250
5	Clear Creek	1	9	0	0	7	2	0	0	11	0	3	0	1
	Eagle	1	26	3	1	23	2	12	2	101	0	13	3	14
	Lake	0	11	4	0	6	3	1	0	3	0	2	1	6
	Summit	0	25	9	2	19	0	7	0	41	0	8	2	26
	Total	2	71	16	3	55	7	20	2	156	0	26	6	47
6	Archuleta	0	13	15	0	20	1	0	0	16	0	2	5	9
	La Plata	1	48	84	0	35	2	7	0	69	12	3	2	62
	San Juan	0	0	0	0	1	0	0	0	1	0	0	0	0
	Total	1	61	99	0	56	3	7	0	86	12	5	7	71
7	Delta	0	11	4	0	36	1	1	0	27	1	6	0	6
	Gunnison	1	13	18	0	11	0	6	0	19	0	3	2	2
	Hinsdale	0	0	0	0	2	0	0	0	0	0	1	0	0
	Montrose	0	17	12	0	13	0	4	1	124	9	9	6	9
	Montrose-Nucla	0	1	0	0	3	0	1	0	1	0	0	0	0
	Ouray	0	1	0	0	1	0	0	1	1	0	0	0	0
	San Miguel	0	10	0	0	6	0	0	0	10	0	1	0	7
	Total	1	53	34	0	72	1	12	2	182	10	20	8	24
8	Jackson	0	3	1	0	2	0	0	0	0	0	0	0	0
	Larimer	5	142	21	1	144	5	31	0	499	52	30	9	87
	Total	5	145	22	1	146	5	31	0	499	52	30	9	87
9	Garfield	1	30	6	0	42	0	5	1	141	2	13	4	13
	Pitkin	0	7	5	0	6	0	4	0	12	0	2	1	4
	Rio Blanco	0	4	1	0	5	0	1	0	15	0	0	0	2
	Total	1	41	12	0	53	0	10	1	168	2	15	5	19
10	Pueblo	8	197	90	8	317	9	34	4	418	64	23	5	49
11	Chaffee	1	14	3	0	12	0	5	1	55	1	4	1	3
	Custer	0	2	1	0	2	1	4	0	8	0	0	0	5
	Fremont	3	52	0	0	27	5	9	7	116	2	4	7	29
	Park	0	7	2	0	4	0	4	0	24	0	0	0	6
	Total	4	75	6	0	45	6	22	8	203	3	8	8	43

**Table 18:
District Court Criminal Filings by Case Type
Fiscal Year 2015**

District	Court Location	Gambling	Habitual Criminal	Habitual Traffic	Homicide	Impersonation	Incest	Kidnapping	Menacing	Obstruction of Public Justice			Perjury	Pornography
										Justice	Other			
1	Gilpin	1	0	2	0	4	0	1	1	0	13	0	0	
	Jefferson	0	0	67	44	48	0	26	156	12	267	0	0	
	Total	1	0	69	44	52	0	27	157	12	280	0	0	
2	Denver	0	0	78	62	36	1	46	195	28	125	0	0	
3	Huerfano	0	0	1	3	0	0	0	12	1	7	0	0	
	Las Animas	0	0	4	1	6	0	0	12	0	25	0	0	
	Total	0	0	5	4	6	0	0	24	1	32	0	0	
4	El Paso	2	0	73	96	52	2	55	306	11	712	0	1	
	Teller	4	0	2	0	5	1	0	17	0	41	1	1	
	Total	6	0	75	96	57	3	55	323	11	753	1	2	
5	Clear Creek	0	1	5	0	1	0	1	7	0	12	0	0	
	Eagle	0	0	6	4	21	0	0	20	1	7	0	0	
	Lake	0	2	1	0	5	0	0	5	0	5	0	0	
	Summit	0	0	1	2	7	0	2	12	0	23	0	0	
	Total	0	3	13	6	34	0	3	44	1	47	0	0	
6	Archuleta	0	0	0	2	2	0	0	12	0	5	0	0	
	La Plata	0	0	5	4	29	0	3	22	0	37	0	0	
	San Juan	0	0	0	0	0	0	0	0	0	0	0	0	
	Total	0	0	5	6	31	0	3	34	0	42	0	0	
7	Delta	0	0	4	0	1	0	0	12	0	9	1	0	
	Gunnison	0	0	1	0	0	0	0	6	1	6	0	0	
	Hinsdale	0	0	0	0	0	0	0	0	0	1	0	0	
	Montrose	0	3	9	2	7	0	2	26	4	15	0	1	
	Montrose-Nucla	0	0	0	1	0	0	0	2	0	0	0	0	
	Ouray	0	0	3	0	1	0	0	1	0	5	0	0	
	San Miguel	0	0	0	0	3	0	0	4	0	8	0	0	
	Total	0	3	17	3	12	0	2	51	5	44	1	1	
8	Jackson	0	0	0	0	0	0	0	0	0	0	0	0	
	Larimer	0	0	42	12	95	2	13	88	1	146	1	0	
	Total	0	0	42	12	95	2	13	88	1	146	1	0	
9	Garfield	0	3	6	5	32	0	5	27	1	28	0	0	
	Pitkin	0	0	1	0	3	0	0	2	0	6	0	0	
	Rio Blanco	0	0	0	0	1	0	0	2	0	5	0	0	
	Total	0	3	7	5	36	0	5	31	1	39	0	0	
10	Pueblo	0	6	29	29	76	0	26	133	16	142	0	0	
11	Chaffee	0	0	1	0	1	0	1	7	0	15	0	0	
	Custer	0	0	0	0	0	0	0	1	0	2	0	0	
	Fremont	0	1	4	1	7	0	4	26	0	63	0	0	
	Park	0	0	4	0	7	0	0	10	0	8	0	0	
	Total	0	1	9	1	15	0	5	44	0	88	0	0	

**Table 18:
District Court Criminal Filings by Case Type
Fiscal Year 2015**

District	Court Location	Prostitution	Public Indecency	Abuse of Public Office	Public Peace and Order	Robbery	Sex Offenses	Tampering	Theft	Trespass	Vehicular Assault	Vehicular Homicide	Weapon	Total
1	Gilpin	0	0	0	0	0	4	0	27	13	2	0	3	148
	Jefferson	0	1	0	14	83	198	8	604	93	21	3	37	3,610
	Total	0	1	0	14	83	202	8	631	106	23	3	40	3,758
2	Denver	3	2	0	47	210	192	0	492	145	35	6	99	5,167
	Huerfano	0	0	0	0	2	6	0	9	7	0	0	3	114
3	Las Animas	0	0	0	0	3	2	0	34	22	1	0	6	251
	Total	0	0	0	0	5	8	0	43	29	1	0	9	365
	El Paso	9	0	0	0	135	238	24	720	212	23	4	120	6,073
4	Teller	0	0	0	0	0	4	0	16	12	0	0	5	208
	Total	9	0	0	0	135	242	24	736	224	23	4	125	6,281
	Clear Creek	0	0	0	0	1	5	0	9	3	1	0	1	81
5	Eagle	1	0	0	6	1	17	2	32	11	0	3	1	334
	Lake	0	0	0	0	0	3	1	7	1	0	0	4	71
	Summit	0	0	0	0	0	15	0	30	20	2	0	0	253
	Total	1	0	0	6	2	40	3	78	35	3	3	6	739
6	Archuleta	0	0	0	0	0	0	0	10	3	1	0	3	119
	La Plata	0	0	0	1	15	8	1	37	21	1	0	7	516
	San Juan	0	0	0	0	0	0	0	0	0	0	0	0	2
	Total	0	0	0	1	15	8	1	47	24	2	0	10	637
7	Delta	0	0	0	1	2	9	0	21	7	3	0	1	164
	Gunnison	0	0	0	1	0	8	4	15	8	0	0	1	126
	Hinsdale	0	0	0	0	0	0	0	0	1	0	0	0	5
	Montrose	0	0	1	4	5	17	1	46	15	1	1	5	369
	Montrose-Nucla	0	0	0	0	0	1	0	0	1	0	0	0	11
	Ouray	0	0	0	0	0	1	0	3	0	0	0	0	18
	San Miguel	0	0	0	0	0	3	0	3	1	0	0	2	58
	Total	0	0	1	6	7	39	5	88	33	4	1	9	751
8	Jackson	0	0	0	0	0	0	1	1	0	0	0	0	8
	Larimer	0	0	0	0	31	96	8	297	87	10	0	29	1,984
	Total	0	0	0	0	31	96	9	298	87	10	0	29	1,992
9	Garfield	0	1	0	1	6	12	3	58	31	4	0	7	488
	Pitkin	0	0	0	0	0	1	0	12	2	2	0	0	70
	Rio Blanco	0	0	0	0	0	3	0	5	8	2	0	1	55
	Total	0	1	0	1	6	16	3	75	41	8	0	8	613
10	Pueblo	0	0	0	17	74	78	3	308	71	3	3	43	2,283
	Chaffee	0	0	0	3	0	7	0	17	8	1	0	1	162
11	Custer	0	0	0	0	0	1	0	2	1	0	0	3	33
	Fremont	0	0	0	0	3	12	3	39	21	0	0	6	451
	Park	0	0	0	2	0	5	0	9	1	1	0	3	97
	Total	0	0	0	5	3	25	3	67	31	2	0	13	743

**Table 18:
District Court Criminal Filings by Case Type
Fiscal Year 2015**

District	Court Location	Arson	Assault	Bail Violation	Bribery-Tampering	Burglary	Child Abuse	Criminal Mischief	Cruelty to Animals	Drugs	Escape	Forgery	Fraud	Fugitive from Justice
12	Alamosa	1	26	0	0	39	0	2	0	92	35	11	26	5
	Conejos	0	6	1	0	14	0	0	0	10	1	5	9	3
	Costilla	1	7	0	0	5	0	2	0	6	1	1	0	3
	Mineral	0	2	0	0	1	0	0	0	0	0	0	0	0
	Rio Grande	1	15	1	1	35	0	1	0	53	0	8	5	2
	Saguache	3	8	0	0	10	0	1	0	4	0	1	2	3
	Total	6	64	2	1	104	0	6	0	165	37	26	42	16
13	Kit Carson	0	8	5	1	5	0	1	0	21	0	2	0	17
	Logan	0	33	1	6	16	0	5	0	127	13	2	1	13
	Morgan	2	17	23	0	16	1	6	0	45	0	4	2	11
	Phillips	0	1	0	0	2	0	1	0	1	0	0	0	3
	Sedgwick	0	2	1	0	1	0	1	0	1	0	1	0	1
	Washington	0	2	1	0	0	0	0	0	3	0	0	0	1
	Yuma	0	7	0	0	3	0	3	0	10	0	2	0	3
	Total	2	70	31	7	43	1	17	0	208	13	11	3	49
14	Grand	0	22	1	0	8	0	1	0	7	2	2	1	5
	Moffat	0	16	10	1	8	4	5	0	81	4	1	0	9
	Routt	1	14	4	1	12	1	4	0	30	0	3	3	1
		Total	1	52	15	2	28	5	10	0	118	6	6	4
15	Baca	0	0	0	0	3	0	0	0	8	0	2	0	3
	Cheyenne	0	1	0	0	1	0	1	0	1	0	0	1	0
	Kiowa	0	0	0	0	0	0	0	0	7	0	0	0	0
	Prowers	0	8	0	0	15	0	4	0	97	3	6	5	17
		Total	0	9	0	0	19	0	5	0	113	3	8	6
16	Bent	0	5	2	0	9	1	1	0	9	0	1	1	1
	Crowley	0	5	0	0	7	0	0	0	24	16	0	0	2
	Otero	3	17	2	0	36	1	1	0	74	9	17	2	1
		Total	3	27	4	0	52	2	2	0	107	25	18	3
17	Adams	8	288	6	7	221	19	60	3	1,086	210	92	17	153
	Broomfield	0	14	2	0	27	0	3	0	78	0	18	10	14
		Total	8	302	8	7	248	19	63	3	1,164	210	110	27
18	Arapahoe	4	235	35	14	195	10	31	2	1,097	128	66	19	127
	Douglas	3	61	8	1	39	3	24	1	156	2	31	16	46
	Elbert	0	5	3	0	3	0	2	0	20	0	0	0	6
	Lincoln	0	7	3	0	3	0	0	0	15	31	1	6	4
		Total	7	308	49	15	240	13	57	3	1,288	161	98	41
19	Weld	5	163	6	0	142	7	33	1	684	83	27	13	82
20	Boulder	3	206	39	20	182	4	29	1	405	40	45	26	66
21	Mesa	9	96	37	3	109	5	21	0	525	29	25	14	31
22	Dolores	0	0	1	0	1	0	0	1	3	0	0	0	0
	Montezuma	3	26	21	0	16	1	4	1	36	5	2	3	46
		Total	3	26	22	0	17	1	4	2	39	5	2	3
State Total		99	3,100	549	146	3,160	134	626	38	10,791	1,431	812	662	1,452
Percent of State Total		0.24%	8%	1%	0.36%	8%	0.33%	2%	0.09%	26%	3%	2%	2%	4%

**Table 18:
District Court Criminal Filings by Case Type
Fiscal Year 2015**

District	Court Location	Gambling	Habitual Criminal	Habitual Traffic	Homicide	Impersonation	Incest	Kidnapping	Menacing	Obstruction of Public Justice			
										Other	Perjury	Pornography	
12	Alamosa	0	5	10	6	29	0	2	13	2	49	0	0
	Conejos	0	0	1	0	5	0	0	6	0	6	0	0
	Costilla	0	0	1	2	0	0	0	12	0	4	0	0
	Mineral	0	0	0	0	1	0	0	0	0	2	0	0
	Rio Grande	0	0	1	1	18	0	1	10	0	3	0	0
	Saguache	0	0	0	0	2	0	0	4	0	2	0	0
	Total	0	5	13	9	55	0	3	45	2	66	0	0
13	Kit Carson	0	0	1	0	1	0	0	4	1	3	0	0
	Logan	0	0	4	0	7	0	2	14	3	11	0	0
	Morgan	0	0	6	1	13	0	3	17	0	27	0	0
	Phillips	0	0	1	0	0	0	0	3	0	0	0	0
	Sedgwick	0	0	0	0	0	0	0	0	0	2	0	0
	Washington	0	0	0	0	0	0	0	2	0	2	0	0
	Yuma	0	0	1	1	2	0	0	2	0	5	0	0
	Total	0	0	13	2	23	0	5	42	4	50	0	0
14	Grand	0	1	1	0	1	1	1	4	1	3	0	0
	Moffat	0	0	2	1	2	0	0	4	1	12	0	0
	Routt	0	0	3	2	1	0	2	2	0	9	0	0
	Total	0	1	6	3	4	1	3	10	2	24	0	0
15	Baca	0	0	0	1	0	0	0	3	0	0	0	0
	Cheyenne	0	0	0	0	0	0	0	2	0	0	0	0
	Kiowa	0	0	0	0	0	0	0	1	0	0	0	0
	Prowers	0	1	1	1	3	0	0	4	2	12	0	0
	Total	0	1	1	2	3	0	0	10	2	12	0	0
16	Bent	0	0	0	0	6	0	1	3	0	8	0	0
	Crowley	0	0	1	0	2	0	1	2	0	0	0	0
	Otero	0	1	3	3	10	0	6	17	9	6	0	0
	Total	0	1	4	3	18	0	8	22	9	14	0	0
17	Adams	0	0	133	44	68	0	55	165	12	220	1	0
	Broomfield	0	3	5	0	6	0	3	15	0	31	0	0
	Total	0	3	138	44	74	0	58	180	12	251	1	0
18	Arapahoe	0	0	72	59	42	1	31	92	9	219	3	0
	Douglas	0	0	10	1	24	0	3	47	0	80	0	0
	Elbert	0	0	0	0	4	0	1	7	0	9	0	0
	Lincoln	0	0	0	0	1	0	0	2	1	1	0	0
	Total	0	0	82	60	71	1	35	148	10	309	3	0
19	Weld	0	2	81	21	14	2	24	84	1	399	0	0
20	Boulder	0	2	32	11	80	0	12	107	6	101	1	0
21	Mesa	0	0	42	7	99	4	12	87	8	66	0	0
22	Dolores	0	0	0	1	0	0	1	1	0	0	0	0
	Montezuma	0	0	3	0	7	0	1	15	1	4	0	0
	Total	0	0	3	1	7	0	2	16	1	4	0	0
State Total		7	31	764	431	898	14	347	1,875	133	3,034	8	3
Percent of State Total		0.02%	0.08%	2%	1%	2%	0.03%	1%	5%	0.33%	7%	0.02%	0.01%

**Table 18:
District Court Criminal Filings by Case Type
Fiscal Year 2015**

District	Court Location	Prostitution	Public Indecency	Abuse of Public Office	Public Peace and Order	Robbery	Sex Offenses	Tampering	Theft	Trespass	Vehicular Assault	Vehicular Homicide	Weapon	Total
12	Alamosa	0	0	0	0	1	5	1	34	10	0	0	5	409
	Conejos	0	0	0	0	0	2	0	6	6	0	0	2	83
	Costilla	0	0	0	0	1	1	0	4	6	0	0	1	58
	Mineral	0	0	0	0	0	0	0	2	0	0	0	0	8
	Rio Grande	0	0	0	0	2	5	0	10	2	1	1	1	178
	Saguache	0	0	0	3	1	5	1	4	2	1	0	0	57
	Total	0	0	0	3	5	18	2	60	26	2	1	9	793
13	Kit Carson	0	0	0	1	1	3	3	7	3	0	0	2	90
	Logan	0	0	0	2	1	15	0	22	8	1	0	4	311
	Morgan	0	0	0	0	1	22	3	30	19	0	0	3	272
	Phillips	0	0	0	0	0	2	0	3	2	0	0	0	19
	Sedgwick	0	0	0	0	0	1	0	0	2	0	0	0	13
	Washington	0	0	0	0	0	0	0	2	1	1	0	0	15
	Yuma	0	0	0	0	0	1	0	5	0	0	0	0	45
	Total	0	0	0	3	3	44	6	69	35	2	0	9	765
14	Grand	0	0	0	0	0	8	0	10	1	0	0	6	87
	Moffat	0	0	0	1	0	9	1	17	11	0	1	5	206
	Routt	2	0	0	1	2	6	3	14	10	0	0	3	134
		Total	2	0	0	2	2	23	4	41	22	0	1	14
15	Baca	0	0	0	2	0	2	0	3	1	0	0	0	28
	Cheyenne	0	0	0	0	0	0	0	2	2	0	0	0	11
	Kiowa	0	0	0	0	0	1	0	1	0	0	0	0	10
	Prowers	0	0	0	1	2	9	0	27	4	0	0	3	225
		Total	0	0	0	3	2	12	0	33	7	0	0	3
16	Bent	0	0	0	0	0	4	0	4	1	0	0	0	57
	Crowley	0	0	0	2	0	3	1	3	1	0	0	1	71
	Otero	0	0	0	4	3	7	0	18	13	1	0	2	266
		Total	0	0	0	6	3	14	1	25	15	1	0	3
17	Adams	1	1	0	35	106	159	10	471	161	20	7	52	3,891
	Broomfield	0	0	0	0	3	15	0	91	15	2	0	2	357
		Total	1	1	0	35	109	174	10	562	176	22	7	54
18	Arapahoe	4	0	0	18	81	160	4	458	68	17	5	80	3,386
	Douglas	1	0	0	0	12	42	3	184	23	5	0	13	839
	Elbert	0	0	0	0	0	0	0	17	0	0	1	4	82
	Lincoln	0	0	0	3	1	5	0	4	4	2	0	1	95
		Total	5	0	0	21	94	207	7	663	95	24	6	98
19	Weld	1	0	1	0	24	95	0	276	90	9	2	16	2,388
20	Boulder	0	0	2	41	28	90	3	289	96	14	0	9	1,990
21	Mesa	0	2	0	24	29	40	12	172	70	7	2	30	1,617
22	Dolores	0	0	0	0	0	4	0	4	1	0	0	0	18
	Montezuma	0	0	0	3	2	12	2	23	12	3	2	4	258
		Total	0	0	0	3	2	16	2	27	13	3	2	4
State Total		22	7	4	238	872	1,679	106	5,080	1,471	198	41	640	40,903
Percent of State Total		0.05%	0.02%	0.01%	0.58%	2%	4%	0.26%	12%	4%	0.48%	0.10%	2%	100%

**Table 19:
District Court Juvenile Filings by Case Type
Fiscal Year 2015**

District	Court Location	Adoption	Confidential Intermediary	Consent for Marriage	Dependency & Neglect	D&N Expedited Placement	Grandparent Visitation	Juvenile Expungement	Juvenile Other	Juvenile Relinquishment
1	Gilpin	1	0	0	9	1	0	0	0	0
	Jefferson	209	4	0	133	173	3	11	1	64
	Total	210	4	0	142	174	3	11	1	64
2	Denver Juvenile	220	4	1	129	248	2	0	46	4
3	Huerfano	3	0	0	3	10	0	0	0	1
	Las Animas	10	0	0	8	13	0	0	2	0
	Total	13	0	0	11	23	0	0	2	1
4	El Paso	337	0	0	219	271	0	90	1	20
	Teller	3	0	0	8	11	0	0	0	0
	Total	340	0	0	227	282	0	90	1	20
5	Clear Creek	30	0	0	3	1	0	0	0	31
	Eagle	12	0	0	7	0	0	0	0	4
	Lake	0	0	0	4	0	0	0	0	0
	Summit	7	0	0	0	2	0	0	1	0
	Total	49	0	0	14	3	0	0	1	35
6	Archuleta	9	0	0	1	2	0	0	0	1
	La Plata	12	0	0	6	12	1	0	2	1
	San Juan	0	0	0	0	0	0	0	0	0
	Total	21	0	0	7	14	1	0	2	2
7	Delta	11	0	1	6	15	0	0	0	4
	Gunnison	2	0	0	2	4	0	0	2	0
	Hinsdale	0	0	0	0	0	0	0	0	0
	Montrose	24	0	0	13	13	1	0	3	11
	Ouray	0	0	0	1	0	0	0	0	1
	San Miguel	3	0	0	3	0	0	0	0	2
	Total	40	0	1	25	32	1	0	5	18
8	Jackson	0	0	0	0	0	0	0	0	0
	Larimer	157	1	1	56	96	0	0	1	38
	Total	157	1	1	56	96	0	0	1	38
9	Garfield	15	0	0	8	9	0	0	3	4
	Pitkin	2	0	0	0	2	0	0	1	0
	Rio Blanco	2	0	0	5	0	0	0	0	0
	Total	19	0	0	13	11	0	0	4	4
10	Pueblo	87	2	0	40	125	1	2	0	11
11	Chaffee	4	0	0	3	6	0	1	0	2
	Custer	0	0	0	2	0	0	0	0	0
	Fremont	31	0	0	22	37	0	4	0	2
	Park	2	0	0	1	0	0	0	0	0
	Total	37	0	0	28	43	0	5	0	4

*A detailed listing of Juvenile Delinquency filings by case type are found in Table 20 of this report.

**Table 19:
District Court Juvenile Filings by Case Type
Fiscal Year 2015**

District	Court Location	Paternity	IV-D Paternity Order	Petition for Review of Need for Placement	Support	Warrant	IV-D Support Order	Truancy	Non-JD Juvenile Total	Juvenile Delinquency Total*	Total
1	Gilpin	0	0	0	0	0	4	0	15	8	23
	Jefferson	47	100	0	11	3	407	229	1,395	771	2,166
	Total	47	100	0	11	0	411	229	1,410	779	2,189
2	Denver Juvenile	47	468	2	0	0	831	288	2,290	949	3,239
3	Huerfano	2	1	0	2	0	13	0	35	5	40
	Las Animas	4	20	0	0	0	58	4	119	17	136
	Total	6	21	0	2	0	71	4	154	22	176
4	El Paso	28	392	1	0	0	572	178	2,109	1,117	3,226
	Teller	0	1	0	0	0	11	0	34	28	62
	Total	28	393	1	0	0	583	178	2,143	1,145	3,288
5	Clear Creek	3	0	0	0	0	6	0	74	11	85
	Eagle	1	8	0	0	0	19	0	51	39	90
	Lake	0	1	0	0	0	9	1	15	15	30
	Summit	0	3	0	0	0	8	1	22	41	63
	Total	4	12	0	0	0	42	2	162	106	268
6	Archuleta	1	4	0	0	0	11	0	29	10	39
	La Plata	0	14	2	0	0	61	0	111	47	158
	San Juan	0	0	0	0	0	2	0	2	0	2
	Total	1	18	2	0	0	74	0	142	57	199
7	Delta	5	11	3	0	0	41	1	98	29	127
	Gunnison	0	1	0	0	0	1	0	12	24	36
	Hinsdale	0	0	0	0	0	1	0	1	1	2
	Montrose	3	13	0	0	0	62	0	143	43	186
	Ouray	0	0	0	0	0	0	0	2	4	6
	San Miguel	0	0	0	0	0	2	0	10	6	16
	Total	8	25	3	0	0	107	1	266	107	373
8	Jackson	0	0	0	0	0	0	0	0	1	1
	Larimer	10	89	1	0	0	293	11	754	917	1,671
	Total	10	89	1	0	0	293	11	754	918	1,672
9	Garfield	7	10	0	5	0	32	5	98	118	216
	Pitkin	1	3	0	0	0	3	0	12	15	27
	Rio Blanco	0	0	1	0	0	6	0	14	11	25
	Total	8	13	1	5	0	41	5	124	144	268
10	Pueblo	44	50	8	40	0	117	210	737	268	1,005
11	Chaffee	2	5	0	0	0	9	6	38	30	68
	Custer	0	0	0	0	0	3	0	5	1	6
	Fremont	21	23	0	10	0	97	8	255	143	398
	Park	0	0	0	4	0	5	4	16	26	42
	Total	23	28	0	14	0	114	18	314	200	514

*A detailed listing of Juvenile Delinquency filings by case type are found in Table 20 of this report.

**Table 19:
District Court Juvenile Filings by Case Type
Fiscal Year 2015**

District	Court Location	Adoption	Consent		Dependency & Neglect	D&N Expedited Placement	Grandparent Visitation	Juvenile Expungement	Juvenile Other	Juvenile Relinquishment
			Confidential Intermediary	for Marriage						
12	Alamosa	16	0	0	11	16	0	0	0	19
	Conejos	3	0	0	5	10	0	0	0	7
	Costilla	4	0	0	5	3	0	0	0	3
	Mineral	0	0	0	0	0	0	0	0	0
	Rio Grande	15	1	0	10	7	0	0	0	12
	Saguache	0	0	0	5	3	0	0	0	0
	Total	38	1	0	36	39	0	0	0	41
13	Kit Carson	1	0	0	2	1	0	0	0	0
	Logan	11	0	0	9	25	0	0	4	4
	Morgan	17	0	0	14	28	2	0	0	2
	Phillips	1	0	0	2	1	0	0	0	0
	Sedgwick	7	0	0	2	0	0	0	0	0
	Washington	0	0	0	3	1	0	0	1	3
	Yuma	2	0	0	8	3	0	0	0	0
Total	39	0	0	40	59	2	0	5	9	
14	Grand	2	0	0	0	1	0	0	0	6
	Moffat	6	0	0	6	3	0	0	1	1
	Routt	8	0	1	2	1	0	0	1	0
	Total	16	0	1	8	5	0	0	2	7
15	Baca	0	0	0	2	1	0	0	0	0
	Cheyenne	0	0	0	0	1	0	0	1	0
	Kiowa	0	0	0	6	2	0	0	0	0
	Prowers	8	0	0	3	6	0	0	2	0
	Total	8	0	0	11	10	0	0	3	0
16	Bent	2	1	0	1	5	0	0	0	0
	Crowley	1	0	0	3	1	0	0	0	0
	Otero	10	1	0	12	17	0	0	2	0
	Total	13	2	0	16	23	0	0	2	0
17	Adams	167	4	0	92	236	1	35	45	22
	Broomfield	15	0	0	8	15	0	6	1	3
	Total	182	4	0	100	251	1	41	46	25
18	Arapahoe	273	0	1	83	143	2	25	5	21
	Douglas	106	1	0	49	26	0	99	2	35
	Elbert	8	0	0	6	5	0	0	0	1
	Lincoln	1	0	0	3	5	0	0	0	0
	Total	388	1	1	141	179	2	124	7	57
19	Weld	107	0	0	30	84	0	0	31	12
20	Boulder	67	0	0	30	54	0	0	80	19
21	Mesa	115	0	0	52	70	0	23	1	17
22	Dolores	0	0	0	1	0	0	0	0	0
	Montezuma	4	0	0	3	4	0	0	0	0
	Total	4	0	0	4	4	0	0	0	0
State Total		2,170	19	5	1,160	1,829	13	296	240	388
Percent of State Total		9%	0.08%	0.02%	5%	7%	0.05%	1%	1%	2%

*A detailed listing of Juvenile Delinquency filings by case type are found in Table 20 of this report.

**Table 19:
District Court Juvenile Filings by Case Type
Fiscal Year 2015**

District	Court Location	IV-D		Petition for	Support	Warrant	IV-D		Non-JD	Juvenile	Total
		Paternity	Order	Review of Need for Placement			Support	Order	Truancy	Juvenile	
12	Alamosa	0	12	1	1	0	32	32	140	18	158
	Conejos	0	5	0	0	0	16	0	46	5	51
	Costilla	0	1	0	0	0	10	0	26	4	30
	Mineral	0	0	0	0	0	0	0	0	1	1
	Rio Grande	1	6	0	1	0	25	19	97	5	102
	Saguache	1	1	0	0	0	2	10	22	9	31
	Total	2	25	1	2	0	85	61	331	42	373
13	Kit Carson	1	3	0	0	0	2	2	12	12	24
	Logan	3	14	2	3	0	39	3	117	39	156
	Morgan	7	9	0	4	0	37	25	145	38	183
	Phillips	0	0	0	0	0	2	0	6	5	11
	Sedgwick	1	0	0	0	0	0	0	10	4	14
	Washington	0	0	0	0	0	1	0	9	3	12
	Yuma	0	0	0	0	0	9	0	22	7	29
	Total	12	26	2	7	0	90	30	321	108	429
14	Grand	1	2	0	0	0	5	0	17	8	25
	Moffat	4	6	0	0	0	17	2	46	54	100
	Routt	1	2	0	0	0	8	3	27	13	40
	Total	6	10	0	0	0	30	5	90	75	165
15	Baca	1	0	1	0	0	2	1	8	14	22
	Cheyenne	0	0	0	0	0	1	0	3	2	5
	Kiowa	0	0	2	3	0	7	0	20	4	24
	Prowers	9	6	0	12	0	24	8	78	20	98
	Total	10	6	3	15	0	22	9	109	40	149
16	Bent	4	1	0	0	0	11	6	31	1	32
	Crowley	3	3	0	5	0	10	2	28	2	30
	Otero	8	9	0	12	0	27	16	114	13	127
	Total	15	13	0	17	0	48	24	173	16	189
17	Adams	86	189	1	11	2	544	214	1,649	502	2,151
	Broomfield	3	9	0	0	0	39	32	131	67	198
	Total	89	198	1	11	2	583	246	1,780	569	2,349
18	Arapahoe	144	150	0	63	0	601	122	1,633	1,020	2,653
	Douglas	15	20	0	0	0	102	19	474	451	925
	Elbert	5	1	0	3	0	16	0	45	17	62
	Lincoln	0	3	1	2	0	10	0	25	7	32
	Total	164	174	1	68	0	729	141	2,177	1,495	3,672
19	Weld	11	110	2	0	0	341	177	905	836	1,741
20	Boulder	6	56	0	4	1	192	210	719	504	1,223
21	Mesa	12	87	0	3	20	251	108	759	327	1,086
22	Dolores	0	0	1	0	0	1	0	3	2	5
	Montezuma	5	0	0	14	2	0	0	32	77	109
	Total	5	0	1	14	2	1	0	35	79	114
State Total		558	1,922	29	213	25	5,056	1,957	15,895	8,786	24,681
Percent of State Total		2%	8%	0.12%	1%	0.10%	20%	8%	64%	36%	100%

*A detailed listing of Juvenile Delinquency filings by case type are found in Table 20 of this report.

**Table 20:
District Court Juvenile Delinquency Filings by Case Type
Fiscal Year 2015**

District	Court Location	Arson	Assault	Bail Violation	Burglary	Bribery - Tampering	Child Abuse	Criminal Mischief	Cruelty to Animals	Delinquent Case Remand from District Court
1	Gilpin	0	1	0	0	0	0	0	0	0
	Jefferson	8	129	0	64	0	4	47	0	0
	Total	8	130	0	64	0	4	47	0	0
2	Denver Juvenile	9	144	0	116	0	2	39	0	0
3	Huerfano	0	0	0	0	0	0	1	0	0
	Las Animas	0	5	0	0	0	0	2	0	0
	Total	0	5	0	0	0	0	3	0	0
4	El Paso	12	195	0	86	21	2	88	0	0
	Teller	0	1	0	4	0	0	2	0	0
	Total	12	196	0	90	21	2	90	0	0
5	Clear Creek	1	0	0	1	0	0	0	0	0
	Eagle	0	3	0	5	0	0	0	0	0
	Lake	0	2	0	0	0	0	0	0	0
	Summit	0	1	0	1	0	0	2	0	0
	Total	1	6	0	7	0	0	2	0	0
6	Archuleta	0	2	0	1	0	0	1	0	0
	La Plata	0	10	0	11	0	0	1	0	0
	San Juan	0	0	0	0	0	0	0	0	0
	Total	0	12	0	12	0	0	2	0	0
7	Delta	1	10	0	2	0	0	3	0	0
	Gunnison	0	0	0	4	0	0	0	0	0
	Hinsdale	0	0	0	0	0	0	0	0	0
	Montrose	2	5	0	1	0	0	2	0	0
	Ouray	0	0	0	0	0	0	0	0	0
	San Miguel	0	1	0	1	0	0	0	0	0
	Total	3	16	0	8	0	0	5	0	0
8	Jackson	0	1	0	0	0	0	0	0	0
	Larimer	7	74	0	34	0	1	76	1	0
	Total	7	75	0	34	0	1	76	1	0
9	Garfield	0	17	0	12	0	0	2	0	0
	Pitkin	0	0	0	3	0	0	0	0	0
	Rio Blanco	0	1	1	3	0	0	0	0	0
	Total	0	18	1	18	0	0	2	0	0
10	Pueblo	2	50	1	36	0	0	18	2	0
11	Chaffee	1	3	0	4	0	0	2	0	0
	Custer	0	1	0	0	0	0	0	0	0
	Fremont	1	33	0	11	0	0	16	0	0
	Park	0	8	0	0	0	0	4	0	0
	Total	2	45	0	15	0	0	22	0	0

**Table 20:
District Court Juvenile Delinquency Filings by Case Type
Fiscal Year 2015**

District	Court Location	Drugs	Escape	Forgery	Fraud	Gambling	Harassment	Homicide	Impersonation	Incest
1	Gilpin	0	0	0	0	1	2	0	0	0
	Jefferson	57	7	3	0	0	37	5	4	3
	Total	57	7	3	0	1	39	5	4	3
2	Denver Juvenile	83	9	0	0	0	9	2	4	0
3	Huerfano	0	0	0	0	0	0	0	0	0
	Las Animas	0	0	0	0	0	2	0	0	0
	Total	0	0	0	0	0	2	0	0	0
4	El Paso	37	7	0	9	0	56	4	9	3
	Teller	5	0	0	0	0	0	0	0	0
	Total	42	7	0	9	0	56	4	9	3
5	Clear Creek	1	0	0	0	0	2	0	0	0
	Eagle	6	0	1	0	0	5	0	1	0
	Lake	2	0	0	0	0	1	0	0	0
	Summit	9	0	0	0	0	1	0	0	0
	Total	18	0	1	0	0	9	0	1	0
6	Archuleta	0	0	0	0	0	0	0	0	0
	La Plata	3	0	0	0	0	3	0	1	0
	San Juan	0	0	0	0	0	0	0	0	0
	Total	3	0	0	0	0	3	0	1	0
7	Delta	3	0	0	0	0	0	0	0	0
	Gunnison	7	0	0	0	0	0	0	0	0
	Hinsdale	0	0	0	0	0	0	0	0	0
	Montrose	0	2	0	0	0	0	0	0	0
	Ouray	0	0	0	0	0	0	0	0	0
	San Miguel	0	0	0	0	0	0	0	0	0
	Total	10	2	0	0	0	0	0	0	0
8	Jackson	0	0	0	0	0	0	0	0	0
	Larimer	178	0	0	0	0	72	0	8	0
	Total	178	0	0	0	0	72	0	8	0
9	Garfield	13	0	1	2	0	10	0	1	0
	Pitkin	2	0	1	0	0	0	0	0	0
	Rio Blanco	2	0	0	0	0	0	0	0	0
	Total	17	0	2	2	0	10	0	1	0
10	Pueblo	20	2	1	0	0	6	0	1	0
11	Chaffee	6	0	0	0	0	0	0	0	0
	Custer	0	0	0	0	0	0	0	0	0
	Fremont	12	0	0	0	0	7	0	0	0
	Park	2	0	0	0	0	2	0	0	0
	Total	20	0	0	0	0	9	0	0	0

**Table 20:
District Court Juvenile Delinquency Filings by Case Type
Fiscal Year 2015**

District	Court Location	Kidnapping	Menacing	Other	Perjury	Possession of Alcohol by Minor	Prostitution	Public Peace and Order	Robbery	Runaway
1	Gilpin	0	1	1	0	0	0	0	0	0
	Jefferson	3	26	93	0	0	0	0	12	0
	Total	3	27	94	0	0	0	0	12	0
2	Denver Juvenile	3	31	60	0	1	1	3	57	11
3	Huerfano	0	2	1	0	1	0	0	0	0
	Las Animas	0	1	1	0	0	0	1	0	0
	Total	0	3	2	0	1	0	1	0	0
4	El Paso	2	38	91	0	3	0	40	11	0
	Teller	0	4	5	0	0	0	0	0	0
	Total	2	42	96	0	3	0	40	11	0
5	Clear Creek	0	1	2	0	0	0	0	0	0
	Eagle	0	4	2	0	0	0	0	0	0
	Lake	0	0	7	0	0	0	0	0	0
	Summit	0	0	6	0	3	0	1	0	0
	Total	0	5	17	0	3	0	1	0	0
6	Archuleta	0	2	0	0	0	0	0	0	0
	La Plata	0	0	1	0	0	0	0	3	0
	San Juan	0	0	0	0	0	0	0	0	0
	Total	0	2	1	0	0	0	0	3	0
7	Delta	0	1	0	0	2	0	0	0	0
	Gunnison	0	0	1	0	2	0	2	0	0
	Hinsdale	0	0	0	0	0	0	0	0	0
	Montrose	0	4	3	0	0	0	1	1	0
	Ouray	0	0	0	0	0	0	0	0	0
	San Miguel	0	0	2	0	0	0	0	0	0
	Total	0	5	6	0	4	0	3	1	0
8	Jackson	0	0	0	0	0	0	0	0	0
	Larimer	0	14	31	1	47	0	76	1	0
	Total	0	14	31	1	47	0	76	1	0
9	Garfield	0	4	1	0	4	0	2	0	0
	Pitkin	0	3	2	0	0	0	0	0	0
	Rio Blanco	0	0	3	0	0	0	0	0	0
	Total	0	7	6	0	4	0	2	0	0
10	Pueblo	1	17	16	0	0	0	8	1	0
11	Chaffee	1	1	1	0	1	0	0	0	0
	Custer	0	0	0	0	0	0	0	0	0
	Fremont	1	3	15	0	5	0	0	0	0
	Park	0	0	3	0	0	0	0	0	0
	Total	2	4	19	0	6	0	0	0	0

**Table 20:
District Court Juvenile Delinquency Filings by Case Type
Fiscal Year 2015**

District	Court Location	Sex Offenses	Tampering	Theft	Trespass	Vehicular Assault	Vehicular Homicide	Weapon	Total
1	Gilpin	1	0	1	0	0	0	0	8
	Jefferson	50	6	128	58	1	0	26	771
	Total	51	6	129	58	1	0	26	779
2	Denver Juvenile	52	0	187	65	1	1	59	949
3	Huerfano	0	0	0	0	0	0	0	5
	Las Animas	0	0	5	0	0	0	0	17
	Total	0	0	5	0	0	0	0	22
4	El Paso	69	1	229	59	0	1	44	1,117
	Teller	3	0	0	2	0	0	2	28
	Total	72	1	229	61	0	0	46	1,145
5	Clear Creek	0	0	2	0	0	0	1	11
	Eagle	2	0	7	2	0	0	1	39
	Lake	1	0	2	0	0	0	0	15
	Summit	1	0	16	0	0	0	0	41
	Total	4	0	27	2	0	0	2	106
6	Archuleta	0	0	2	2	0	0	0	10
	La Plata	5	1	5	3	0	0	0	47
	San Juan	0	0	0	0	0	0	0	0
	Total	5	1	7	5	0	0	0	57
7	Delta	0	0	5	1	0	0	1	29
	Gunnison	1	0	6	1	0	0	0	24
	Hinsdale	0	0	0	1	0	0	0	1
	Montrose	0	0	18	4	0	0	0	43
	Ouray	0	0	3	1	0	0	0	4
	San Miguel	1	0	1	0	0	0	0	6
	Total	2	0	33	8	0	0	1	107
8	Jackson	0	0	0	0	0	0	0	1
	Larimer	29	6	180	65	0	0	16	917
	Total	29	6	180	65	0	0	16	918
9	Garfield	5	1	20	20	0	0	3	118
	Pitkin	2	0	0	0	0	0	2	15
	Rio Blanco	1	0	0	0	0	0	0	11
	Total	8	1	20	20	0	0	5	144
10	Pueblo	12	0	49	15	0	1	9	268
11	Chaffee	0	2	6	2	0	0	0	30
	Custer	0	0	0	0	0	0	0	1
	Fremont	4	0	24	8	0	0	3	143
	Park	4	0	0	1	0	0	2	26
	Total	8	2	30	11	0	0	5	200

**Table 20:
District Court Juvenile Delinquency Filings by Case Type
Fiscal Year 2015**

District	Court Location	Arson	Assault	Bail Violation	Burglary	Bribery - Tampering	Child Abuse	Criminal Mischief	Cruelty to Animals	Delinquent Case Remand from District Court
12	Alamosa	2	4	0	0	0	0	0	0	0
	Conejos	0	1	0	0	0	0	0	0	0
	Costilla	0	1	0	0	0	0	0	0	0
	Mineral	0	0	0	0	0	0	1	0	0
	Rio Grande	0	1	0	0	0	0	2	0	0
	Saguache	0	3	0	0	0	0	0	0	0
	Total	2	10	0	0	0	0	3	0	0
13	Kit Carson	0	2	0	1	0	0	1	0	0
	Logan	1	9	0	0	0	0	2	0	0
	Morgan	0	7	0	8	0	0	3	0	0
	Phillips	0	0	0	0	0	0	1	0	0
	Sedgwick	0	0	0	0	0	0	1	0	0
	Washington	0	1	0	0	0	0	0	0	0
	Total	1	20	0	10	0	0	11	0	0
14	Grand	0	1	0	2	0	0	0	0	0
	Moffat	0	8	0	9	0	0	1	0	0
	Routt	0	4	0	2	0	0	2	0	0
	Total	0	13	0	13	0	0	3	0	0
15	Baca	0	0	0	5	0	0	0	0	0
	Cheyenne	0	0	0	0	0	0	2	0	0
	Kiowa	0	1	0	0	0	0	0	0	0
	Prowers	0	1	0	2	0	0	4	0	0
	Total	0	2	0	7	0	0	6	0	0
16	Bent	0	0	0	0	0	0	1	0	0
	Crowley	0	0	0	0	0	0	0	0	0
	Otero	0	2	0	4	0	0	0	0	0
	Total	0	2	0	4	0	0	1	0	0
17	Adams	8	78	0	38	0	3	35	0	0
	Broomfield	0	9	0	2	0	0	4	0	0
	Total	8	87	0	40	0	3	39	0	0
18	Arapahoe	1	147	5	92	0	2	44	1	0
	Douglas	7	57	1	11	0	1	18	3	0
	Elbert	0	3	1	1	0	0	1	0	0
	Lincoln	0	1	0	1	0	0	0	0	0
	Total	8	208	7	105	0	3	63	4	0
19	Weld	15	136	0	84	0	0	50	1	0
20	Boulder	7	56	2	35	0	0	35	0	1
21	Mesa	2	46	2	26	0	0	22	0	0
22	Dolores	0	0	0	0	0	0	1	0	0
	Montezuma	0	14	0	22	0	0	5	0	0
	Total	0	14	0	22	0	0	6	0	0
State Total		87	1,291	13	746	21	15	545	8	1
Percent of State Total		1%	15%	0.15%	8%	0.24%	0.17%	6%	0.09%	0.01%

**Table 20:
District Court Juvenile Delinquency Filings by Case Type
Fiscal Year 2015**

District	Court Location	Drugs	Escape	Forgery	Fraud	Gambling	Harassment	Homicide	Impersonation	Incest
12	Alamosa	4	0	0	0	0	1	0	0	0
	Conejos	0	0	0	0	0	0	0	0	0
	Costilla	0	0	0	0	0	0	0	0	0
	Mineral	0	0	0	0	0	0	0	0	0
	Rio Grande	1	0	0	1	0	0	0	0	0
	Saguache	0	0	0	0	0	1	0	0	0
	Total	5	0	0	1	0	2	0	0	0
13	Kit Carson	0	0	0	0	0	0	0	0	0
	Logan	2	0	0	0	0	1	0	1	0
	Morgan	2	0	0	0	0	1	0	0	0
	Phillips	0	0	0	0	0	1	0	0	0
	Sedgwick	0	0	0	0	0	0	0	0	0
	Washington	1	0	0	0	0	0	0	0	0
	Total	5	0	0	0	0	3	0	1	0
14	Grand	0	0	0	0	0	1	0	0	1
	Moffat	3	2	0	0	0	2	0	0	0
	Routt	0	1	0	0	0	1	0	0	0
	Total	3	3	0	0	0	4	0	0	1
15	Baca	0	0	0	0	0	6	0	0	0
	Cheyenne	0	0	0	0	0	0	0	0	0
	Kiowa	1	0	0	0	0	1	0	0	0
	Prowers	3	0	0	0	0	0	0	0	0
	Total	4	0	0	0	0	7	0	0	0
16	Bent	0	0	0	0	0	0	0	0	0
	Crowley	0	0	0	0	0	0	0	0	0
	Otero	2	0	0	0	0	1	0	0	0
	Total	2	0	0	0	0	1	0	0	0
17	Adams	25	3	1	0	0	21	3	1	0
	Broomfield	7	0	0	0	0	3	1	0	0
	Total	32	3	1	0	0	24	4	1	0
18	Arapahoe	61	43	6	0	0	39	2	4	1
	Douglas	122	0	1	0	0	20	0	4	1
	Elbert	3	0	0	0	0	2	0	0	0
	Lincoln	1	0	0	0	0	0	0	0	0
	Total	187	43	7	0	0	61	2	8	2
19	Weld	47	0	0	0	0	24	0	0	2
20	Boulder	93	0	1	0	0	15	0	2	1
21	Mesa	25	6	0	0	0	14	1	8	2
22	Dolores	1	0	0	0	0	0	0	0	0
	Montezuma	10	0	0	0	0	0	0	0	0
	Total	11	0	0	0	0	0	0	0	0
State Total		862	82	16	12	1	370	18	49	14
Percent of State Total		10%	1%	0.18%	0.14%	0.01%	4%	0.20%	1%	0.16%

**Table 20:
District Court Juvenile Delinquency Filings by Case Type
Fiscal Year 2015**

District	Court Location	Kidnapping	Menacing	Other	Perjury	Possession of Alcohol by Minor	Prostitution	Public Peace and Order	Robbery	Runaway
12	Alamosa	0	0	3	0	0	0	0	0	0
	Conejos	0	1	2	0	0	0	0	0	0
	Costilla	0	0	1	0	0	0	0	0	0
	Mineral	0	0	0	0	0	0	0	0	0
	Rio Grande	0	0	0	0	0	0	0	0	0
	Saguache	0	0	0	0	0	0	1	0	0
	<i>Total</i>	<i>0</i>	<i>1</i>	<i>6</i>	<i>0</i>	<i>0</i>	<i>0</i>	<i>1</i>	<i>0</i>	<i>0</i>
13	Kit Carson	0	0	1	0	0	0	1	0	0
	Logan	0	8	2	0	1	0	2	0	0
	Morgan	0	4	5	0	0	0	0	0	0
	Phillips	0	1	0	0	1	0	0	0	0
	Sedgwick	0	0	0	0	0	0	0	0	2
	Washington	0	0	0	0	0	0	0	0	0
	<i>Total</i>	<i>0</i>	<i>13</i>	<i>8</i>	<i>0</i>	<i>2</i>	<i>0</i>	<i>3</i>	<i>0</i>	<i>2</i>
14	Grand	0	0	0	0	0	0	0	0	0
	Moffat	0	1	5	0	0	0	2	0	0
	Routt	0	0	0	0	0	0	1	0	0
	<i>Total</i>	<i>0</i>	<i>1</i>	<i>5</i>	<i>0</i>	<i>0</i>	<i>0</i>	<i>3</i>	<i>0</i>	<i>0</i>
15	Baca	0	1	0	0	0	0	0	0	0
	Cheyenne	0	0	0	0	0	0	0	0	0
	Kiowa	0	0	0	0	0	0	0	0	0
	Prowers	0	0	0	0	0	0	1	0	0
	<i>Total</i>	<i>0</i>	<i>1</i>	<i>0</i>	<i>0</i>	<i>0</i>	<i>0</i>	<i>1</i>	<i>0</i>	<i>0</i>
16	Bent	0	0	0	0	0	0	0	0	0
	Crowley	0	0	0	0	0	0	0	0	0
	Otero	0	1	0	0	0	0	0	0	0
	<i>Total</i>	<i>0</i>	<i>1</i>	<i>0</i>	<i>0</i>	<i>0</i>	<i>0</i>	<i>0</i>	<i>0</i>	<i>0</i>
17	Adams	5	29	39	0	3	0	16	19	0
	Broomfield	2	4	2	0	0	0	0	2	0
	<i>Total</i>	<i>7</i>	<i>33</i>	<i>41</i>	<i>0</i>	<i>3</i>	<i>0</i>	<i>16</i>	<i>21</i>	<i>0</i>
18	Arapahoe	5	24	196	1	8	2	1	25	1
	Douglas	1	4	35	0	27	0	11	3	0
	Elbert	0	0	2	0	0	0	0	0	0
	Lincoln	0	0	0	0	0	0	1	0	0
	<i>Total</i>	<i>6</i>	<i>28</i>	<i>233</i>	<i>1</i>	<i>35</i>	<i>2</i>	<i>13</i>	<i>28</i>	<i>1</i>
19	Weld	0	15	140	0	13	0	0	12	0
20	Boulder	0	20	50	0	3	0	5	3	0
21	Mesa	1	11	20	0	0	0	0	8	0
22	Dolores	0	0	0	0	0	0	0	0	0
	Montezuma	0	0	2	0	2	0	2	0	0
	<i>Total</i>	<i>0</i>	<i>0</i>	<i>2</i>	<i>0</i>	<i>2</i>	<i>0</i>	<i>2</i>	<i>0</i>	<i>0</i>
<i>State Total</i>		<i>25</i>	<i>281</i>	<i>853</i>	<i>2</i>	<i>127</i>	<i>3</i>	<i>178</i>	<i>158</i>	<i>14</i>
<i>Percent of State Total</i>		<i>0.28%</i>	<i>3%</i>	<i>10%</i>	<i>0.02%</i>	<i>1%</i>	<i>0.03%</i>	<i>2%</i>	<i>2%</i>	<i>0.16%</i>

**Table 20:
District Court Juvenile Delinquency Filings by Case Type
Fiscal Year 2015**

District	Court Location	Sex Offenses	Tampering	Theft	Trespass	Vehicular Assault	Vehicular Homicide	Weapon	Total
12	Alamosa	1	0	3	0	0	0	0	18
	Conejos	0	0	1	0	0	0	0	5
	Costilla	0	0	2	0	0	0	0	4
	Mineral	0	0	0	0	0	0	0	1
	Rio Grande	0	0	0	0	0	0	0	5
	Saguache	4	0	0	0	0	0	0	9
	<i>Total</i>	5	0	6	0	0	0	0	42
13	Kit Carson	0	0	2	4	0	0	0	12
	Logan	1	0	4	4	0	0	1	39
	Morgan	3	1	2	0	0	0	2	38
	Phillips	0	0	1	0	0	0	0	5
	Sedgwick	0	0	0	1	0	0	0	4
	Washington	1	0	0	0	0	0	0	3
	Yuma	1	0	0	0	1	0	0	7
	<i>Total</i>	6	1	9	9	1	0	3	108
14	Grand	1	0	2	0	0	0	0	8
	Moffat	2	1	12	4	0	0	2	54
	Routt	0	0	2	0	0	0	0	13
	<i>Total</i>	3	1	16	4	0	0	2	75
15	Baca	1	0	0	1	0	0	0	14
	Cheyenne	0	0	0	0	0	0	0	2
	Kiowa	0	0	1	0	0	0	0	4
	Prowers	0	0	4	5	0	0	0	20
	<i>Total</i>	1	0	5	6	0	0	0	40
16	Bent	0	0	0	0	0	0	0	1
	Crowley	2	0	0	0	0	0	0	2
	Otero	2	0	1	0	0	0	0	13
	<i>Total</i>	4	0	1	0	0	0	0	16
17	Adams	30	2	86	40	0	0	17	502
	Broomfield	10	0	15	4	1	1	0	67
	<i>Total</i>	40	2	101	44	1	1	17	569
18	Arapahoe	38	5	170	75	1	0	20	1,020
	Douglas	18	3	69	23	0	0	11	451
	Elbert	1	0	3	0	0	0	0	17
	Lincoln	0	0	3	0	0	0	0	7
	<i>Total</i>	57	8	245	98	1	0	31	1,495
19	Weld	29	0	167	82	2	1	16	836
20	Boulder	34	1	85	42	0	0	13	504
21	Mesa	21	4	56	34	2	0	16	327
22	Dolores	0	0	0	0	0	0	0	2
	Montezuma	2	0	11	5	0	0	2	77
	<i>Total</i>	2	0	11	5	0	0	2	79
<i>State Total</i>		445	34	1,598	634	9	4	269	8,786
<i>Percent of State Total</i>		5%	0.39%	18%	7%	0.10%	0.05%	3%	100%

**Table 21:
District Court Mental Health Filings by Case Type
Fiscal Year 2015**

District	Court Location	Alcohol /Drugs	Developmentally Disabled	Evaluation	Involuntary Medication Procedure	Long Term Certification	Long Term Change of Venue	Other	Short Term	72 Hour Hold	Total
1	Gilpin	0	0	0	0	0	0	0	0	4	4
	Jefferson	10	16	6	0	12	12	1	521	197	775
	Total	10	16	6	0	12	12	1	521	201	779
2	Denver Probate	32	12	4	0	29	5	0	1,217	0	1,299
3	Huerfano	0	0	0	0	0	0	0	5	0	5
	Las Animas	0	0	0	0	0	1	0	3	0	4
	Total	0	0	0	0	0	1	0	8	0	9
4	El Paso	0	6	3	0	1	0	0	141	903	1,054
	Teller	0	0	0	0	0	0	1	7	10	18
	Total	0	6	3	0	1	0	1	148	913	1,072
5	Clear Creek	0	0	0	0	0	0	0	3	3	6
	Eagle	0	0	1	0	0	0	0	7	8	16
	Lake	0	0	0	0	0	0	0	2	0	2
	Summit	0	0	1	0	0	0	0	3	10	14
	Total	0	0	2	0	0	0	0	15	21	38
6	Archuleta	0	0	0	0	0	0	0	6	5	11
	La Plata	1	0	0	0	0	0	0	22	47	70
	San Juan	0	0	0	0	0	0	0	0	0	0
	Total	1	0	0	0	0	0	0	28	52	81
7	Delta	0	0	1	0	1	0	0	3	2	7
	Gunnison	0	0	0	0	0	0	0	0	3	3
	Hinsdale	0	0	0	0	0	0	0	0	0	0
	Montrose	0	0	0	1	1	0	0	10	0	12
	Ouray	0	0	0	0	0	0	0	0	0	0
	San Miguel	0	0	0	0	0	0	0	0	0	0
	Total	0	0	1	1	2	0	0	13	5	22
8	Jackson	0	0	0	0	0	0	0	0	0	0
	Larimer	1	0	0	0	0	0	2	412	0	415
	Total	1	0	0	0	0	0	2	412	0	415
9	Garfield	0	0	0	0	0	0	0	15	0	15
	Pitkin	0	0	0	0	0	0	0	3	0	3
	Rio Blanco	0	0	0	0	0	0	0	0	2	2
	Total	0	0	0	0	0	0	0	18	2	20
10	Pueblo	10	12	4	156	7	1	0	217	6	413
11	Chaffee	0	0	1	0	0	0	0	2	4	7
	Custer	0	0	0	0	0	0	0	0	0	0
	Fremont	0	2	0	0	0	0	0	37	2	41
	Park	0	0	0	0	0	0	0	0	14	14
	Total	0	2	1	0	0	0	0	39	20	62

**Table 21:
District Court Mental Health Filings by Case Type
Fiscal Year 2015**

District	Court Location	Alcohol /Drugs	Developmentally Disabled	Evaluation	Involuntary Medication Procedure	Long Term Certification	Long Term Change of Venue	Other	Short Term	72 Hour Hold	Total
12	Alamosa	0	0	0	0	0	0	0	4	11	15
	Conejos	0	0	0	0	0	0	0	1	0	1
	Costilla	0	0	0	0	0	0	0	2	1	3
	Mineral	0	0	0	0	0	0	0	0	0	0
	Rio Grande	0	0	0	0	0	0	0	3	3	6
	Saguache	0	0	1	0	0	0	0	0	2	3
	Total	0	0	1	0	0	0	0	0	10	17
13	Kit Carson	0	0	8	0	0	0	0	2	5	15
	Logan	0	0	0	0	0	0	0	6	15	21
	Morgan	1	0	0	0	0	0	0	5	22	28
	Phillips	0	0	0	0	0	0	0	0	3	3
	Sedgwick	0	0	0	0	0	0	0	1	2	3
	Washington	0	0	0	0	0	0	0	2	0	2
	Yuma	0	0	0	0	0	0	0	1	14	15
	Total	1	0	8	0	0	0	0	0	17	61
14	Grand	0	0	1	0	0	0	0	3	1	5
	Moffat	0	0	0	0	0	0	0	2	0	2
	Routt	0	0	0	0	0	0	0	1	3	4
	Total	0	0	1	0	0	0	0	6	4	11
15	Baca	0	1	1	0	1	0	0	0	2	5
	Cheyenne	0	0	0	0	0	0	0	0	0	0
	Kiowa	0	0	0	0	0	0	0	0	0	0
	Prowers	1	0	0	0	0	0	0	3	5	9
	Total	1	1	1	0	1	0	0	3	7	14
16	Bent	0	0	0	0	0	0	0	3	0	3
	Crowley	0	0	0	0	0	0	0	0	0	0
	Otero	0	4	1	0	1	0	0	6	3	15
	Total	0	4	1	0	1	0	0	9	3	18
17	Adams	6	5	2	0	13	0	0	396	0	422
	Broomfield	0	0	0	0	1	0	0	53	0	54
	Total	6	5	2	0	14	0	0	449	0	476
18	Arapahoe	9	0	7	0	11	1	0	746	0	774
	Douglas	0	3	1	1	1	0	0	224	0	230
	Elbert	0	1	0	0	0	0	0	3	5	9
	Lincoln	0	0	0	0	0	0	1	1	2	4
	Total	9	4	8	1	12	1	1	974	7	1,017
19	Weld	6	1	0	0	2	1	0	262	1	273
20	Boulder	0	1	1	0	9	0	0	587	0	598
21	Mesa	7	4	3	0	0	0	1	570	0	585
22	Dolores	0	0	0	0	0	0	0	0	0	0
	Montezuma	0	0	0	0	0	0	0	3	6	9
	Total	0	0	0	0	0	0	0	8	6	9
State Total		84	68	47	158	90	21	6	5,531	1,326	7,326
Percent State Total		1%	1%	1%	2%	1%	0.29%	0.08%	75%	18%	100%

**Table 22:
District Court Probate Filings by Case Type
Fiscal Year 2015**

District	Court Location	Conservator/ Guardian- Minor						Determination of Heirship
		Ancillary Proceedings	Conservatorship/ Adult	Guardian- Adult	Conservatorship/ Minor	Conservatorship/ Guardian-Minor		
1	Gilpin	3	0	1	0	1	0	
	Jefferson	12	26	77	31	5	5	
	<i>Total</i>	15	26	78	31	6	5	
2	Denver Probate	16	37	63	15	6	3	
3	Huerfano	16	0	1	1	0	1	
	Las Animas	10	1	0	2	0	2	
	<i>Total</i>	26	1	1	3	0	3	
4	El Paso	28	34	53	69	6	2	
	Teller	8	0	1	4	0	2	
	<i>Total</i>	36	34	54	73	6	4	
5	Clear Creek	5	0	0	0	10	1	
	Eagle	24	1	2	6	0	0	
	Lake	1	0	0	0	0	0	
	Summit	17	0	1	0	0	0	
	<i>Total</i>	47	1	3	6	10	1	
6	Archuleta	19	1	1	0	0	2	
	La Plata	36	2	3	9	2	2	
	San Juan	3	0	0	0	0	0	
	<i>Total</i>	58	3	4	9	2	4	
7	Delta	0	2	3	7	0	0	
	Gunnison	10	1	0	0	0	1	
	Hinsdale	3	0	0	0	0	0	
	Montrose	1	1	6	2	0	0	
	Ouray	1	0	0	0	0	0	
	San Miguel	10	0	0	0	0	0	
	<i>Total</i>	25	4	9	9	0	1	
8	Jackson	0	0	0	0	0	0	
	Larimer	14	4	16	20	0	2	
	<i>Total</i>	14	4	16	20	0	2	
9	Garfield	14	3	6	0	0	0	
	Pitkin	17	0	0	3	0	0	
	Rio Blanco	6	0	1	0	0	0	
	<i>Total</i>	37	3	7	3	0	0	
10	Pueblo	15	10	12	22	2	7	
11	Chaffee	6	0	2	0	0	2	
	Custer	0	0	0	0	0	1	
	Fremont	4	0	1	3	0	3	
	Park	23	0	2	2	0	1	
	<i>Total</i>	33	0	5	5	0	7	

*Single Transaction cases include the approval of personal injury settlements and personal injury settlements by insurance company cases.

**Table 22:
District Court Probate Filings by Case Type
Fiscal Year 2015**

District	Court Location	Foreign						
		Estate	Protective Proceeding	Guardianship/ Adult	Guardianship/ Minor	Intestate Formal	Intestate Informal	Other
1	Gilpin	0	0	0	0	0	2	0
	Jefferson	0	0	68	81	24	271	2
	Total	0	0	68	81	24	273	2
2	Denver Probate	0	1	161	82	54	293	17
3	Huerfano	0	0	2	1	0	5	0
	Las Animas	0	0	0	0	4	23	0
	Total	0	0	2	1	4	28	0
4	El Paso	0	1	138	125	30	216	2
	Teller	0	0	8	4	2	14	0
	Total	0	1	146	129	32	230	2
5	Clear Creek	0	0	0	1	0	10	0
	Eagle	0	0	6	5	0	25	0
	Lake	0	0	1	1	2	8	0
	Summit	0	0	0	2	0	8	0
	Total	0	0	7	9	2	51	0
6	Archuleta	0	0	2	0	2	13	0
	La Plata	0	0	3	5	2	35	2
	San Juan	0	0	0	0	1	1	0
	Total	0	0	5	5	5	49	2
7	Delta	0	1	7	4	1	31	0
	Gunnison	0	0	2	0	1	8	0
	Hinsdale	0	0	0	0	0	1	0
	Montrose	0	0	22	6	7	25	0
	Ouray	0	0	0	0	0	0	0
	San Miguel	0	0	0	2	0	5	0
	Total	0	1	31	12	9	70	0
8	Jackson	0	0	0	0	0	4	0
	Larimer	0	1	58	28	14	96	3
	Total	0	1	58	28	14	100	3
9	Garfield	0	0	5	19	1	22	0
	Pitkin	0	1	0	3	0	5	0
	Rio Blanco	0	0	0	1	0	3	1
	Total	0	1	5	23	1	30	1
10	Pueblo	0	3	50	30	22	121	0
11	Chaffee	0	0	4	3	0	15	0
	Custer	0	0	2	1	0	4	0
	Fremont	0	0	12	8	2	35	0
	Park	0	0	1	3	0	10	0
	Total	0	0	19	15	2	64	0

*Single Transaction cases include the approval of personal injury settlements and personal injury settlements by insurance company cases.

**Table 22:
District Court Probate Filings by Case Type
Fiscal Year 2015**

District	Court Location	Public Administrator Statement	Registration of Foreign Order	Single* Transaction	Special Administrator Formal	Special Administrator Informal
1	Gilpin	0	0	0	0	0
	Jefferson	0	1	29	3	5
	<i>Total</i>	0	1	29	3	5
2	Denver Probate	32	1	70	6	4
3	Huerfano	0	0	0	0	0
	Las Animas	0	0	6	0	0
	<i>Total</i>	0	0	6	0	0
4	El Paso	0	0	47	6	2
	Teller	0	0	0	1	0
	<i>Total</i>	0	0	47	7	2
5	Clear Creek	0	0	0	0	0
	Eagle	0	0	2	0	0
	Lake	0	0	0	0	1
	Summit	0	1	2	0	0
	<i>Total</i>	0	1	4	0	1
6	Archuleta	0	0	2	0	0
	La Plata	0	0	5	0	0
	San Juan	0	0	0	0	0
	<i>Total</i>	0	0	7	0	0
7	Delta	1	0	1	0	0
	Gunnison	0	0	2	0	0
	Hinsdale	0	0	0	0	0
	Montrose	0	0	0	0	0
	Ouray	0	0	0	0	0
	San Miguel	0	0	1	0	0
	<i>Total</i>	1	0	4	0	0
8	Jackson	0	0	0	0	0
	Larimer	0	1	14	3	3
	<i>Total</i>	0	1	14	3	3
9	Garfield	0	0	0	0	0
	Pitkin	0	0	1	0	0
	Rio Blanco	0	0	0	0	0
	<i>Total</i>	0	0	1	0	0
10	Pueblo	11	1	25	2	4
11	Chaffee	0	0	0	0	0
	Custer	0	0	0	0	0
	Fremont	0	1	1	0	1
	Park	0	0	0	0	0
	<i>Total</i>	0	1	1	0	1

*Single Transaction cases include the approval of personal injury settlements and personal injury settlements by insurance company cases.

**Table 22:
District Court Probate Filings by Case Type
Fiscal Year 2015**

District	Court Location	Testate Formal	Testate Informal	Trust	Trust Registrations	Uniform	Will	Total
						Veterans Guardianship Act		
1	Gilpin	0	5	0	1	0	0	13
	Jefferson	76	889	21	225	0	6	1,857
	Total	76	894	21	226	0	6	1,870
2	Denver Probate	103	774	86	331	1	7	2,163
3	Huerfano	1	16	0	0	0	0	44
	Las Animas	5	20	1	1	0	0	75
	Total	6	36	1	1	0	0	119
4	El Paso	72	688	13	163	0	3	1,698
	Teller	4	27	0	2	0	0	77
	Total	76	715	13	165	0	3	1,775
5	Clear Creek	1	18	0	1	0	0	47
	Eagle	2	23	0	10	0	0	106
	Lake	1	8	0	0	0	0	23
	Summit	1	22	2	6	0	0	62
	Total	5	71	2	17	0	0	238
6	Archuleta	3	24	0	6	0	0	75
	La Plata	12	69	2	16	0	0	205
	San Juan	0	3	0	0	0	0	8
	Total	15	96	2	22	0	0	288
7	Delta	9	68	0	6	0	0	141
	Gunnison	1	15	1	6	0	0	48
	Hinsdale	0	0	0	0	0	0	4
	Montrose	5	82	2	18	0	0	177
	Ouray	1	5	1	6	0	0	14
	San Miguel	0	6	0	0	0	0	24
	Total	16	176	4	36	0	0	408
8	Jackson	1	5	0	3	0	0	13
	Larimer	24	415	10	77	0	2	805
	Total	25	420	10	80	0	2	818
9	Garfield	5	58	1	13	0	0	147
	Pitkin	1	19	3	16	0	0	69
	Rio Blanco	0	13	0	1	0	0	26
	Total	6	90	4	30	0	0	242
10	Pueblo	28	206	7	18	0	0	596
11	Chaffee	0	49	1	3	0	0	85
	Custer	0	4	0	0	0	0	12
	Fremont	3	72	0	4	0	0	150
	Park	3	27	0	1	0	0	73
	Total	6	152	1	8	0	0	320

*Single Transaction cases include the approval of personal injury settlements and personal injury settlements by insurance company cases.

**Table 22:
District Court Probate Filings by Case Type
Fiscal Year 2015**

District	Court Location	Conservator/ Guardian-					Determination of Heirship
		Ancillary Proceedings	Conservatorship/ Adult	Adult	Conservatorship/ Minor	Conservatorship/ Guardian-Minor	
12	Alamosa	3	2	0	3	0	0
	Conejos	3	0	0	0	0	1
	Costilla	39	1	0	1	0	3
	Mineral	1	0	0	0	0	0
	Rio Grande	8	0	0	2	2	0
	Saguache	7	1	0	0	0	1
	Total	61	4	0	6	2	5
13	Kit Carson	4	0	0	0	0	5
	Logan	7	0	2	0	0	2
	Morgan	4	0	0	2	0	7
	Phillips	4	0	0	0	0	0
	Sedgwick	1	0	1	0	0	0
	Washington	7	0	0	0	0	7
	Yuma	5	0	2	1	0	1
Total	32	0	5	3	0	22	
14	Grand	7	0	2	0	1	3
	Moffat	6	0	0	0	0	4
	Routt	9	0	1	1	0	2
	Total	22	0	3	1	1	9
15	Baca	8	0	0	0	0	4
	Cheyenne	2	0	0	0	0	2
	Kiowa	3	0	0	0	0	1
	Prowers	7	0	0	0	0	8
	Total	20	0	0	0	0	15
16	Bent	3	0	0	0	0	4
	Crowley	0	0	0	0	0	0
	Otero	0	2	1	2	0	4
	Total	3	2	1	2	0	8
17	Adams	6	8	28	28	5	5
	Broomfield	2	1	5	2	0	0
	Total	8	9	33	30	5	5
18	Arapahoe	15	24	44	53	12	10
	Douglas	7	2	25	27	1	2
	Elbert	1	1	2	3	0	0
	Lincoln	2	1	0	0	0	1
	Total	25	28	71	83	13	13
19	Weld	56	7	16	24	3	101
20	Boulder	21	11	37	18	3	0
21	Mesa	7	11	25	9	0	4
22	Dolores	0	0	0	0	0	1
	Montezuma	8	1	8	3	0	2
	Total	8	1	8	3	0	3
State Total		585	196	451	375	59	222
Percent of State Total		4%	1%	3%	2%	0.38%	1%

*Single Transaction cases include the approval of personal injury settlements and personal injury settlements by insurance company cases.

**Table 22:
District Court Probate Filings by Case Type
Fiscal Year 2015**

District	Court Location	Foreign						
		Estate	Protective Proceeding	Guardianship/ Adult	Guardianship/ Minor	Intestate Formal	Intestate Informal	Other
12	Alamosa	0	0	5	7	6	9	0
	Conejos	0	0	0	0	1	4	0
	Costilla	0	0	4	1	11	6	0
	Mineral	0	0	0	0	0	2	0
	Rio Grande	0	0	5	1	5	7	0
	Saguache	0	0	1	0	3	9	0
	Total	0	0	15	9	26	37	0
13	Kit Carson	0	0	0	7	1	7	0
	Logan	0	0	3	3	2	22	0
	Morgan	0	0	4	5	6	13	1
	Phillips	0	0	0	1	1	3	0
	Sedgwick	0	0	0	1	0	6	0
	Washington	0	0	0	0	2	3	0
	Yuma	0	0	1	2	3	4	0
	Total	0	0	8	19	15	58	1
14	Grand	0	0	3	3	1	6	0
	Moffat	0	0	2	3	1	14	0
	Routt	0	1	2	4	0	12	1
	Total	0	1	7	10	2	32	1
15	Baca	0	0	3	3	0	10	1
	Cheyenne	0	0	0	0	1	3	0
	Kiowa	0	0	0	0	0	1	0
	Powers	0	0	2	4	3	3	0
	Total	0	0	5	7	4	17	1
16	Bent	0	0	1	11	0	4	0
	Crowley	0	0	3	4	2	1	0
	Otero	0	0	5	12	6	12	0
	Total	0	0	9	27	8	17	0
17	Adams	0	2	53	57	18	193	1
	Broomfield	0	0	8	8	4	17	1
	Total	0	2	61	65	22	210	2
18	Arapahoe	0	4	92	83	34	219	2
	Douglas	0	1	29	34	10	65	0
	Elbert	0	0	3	6	0	10	0
	Lincoln	0	0	5	1	1	3	0
	Total	0	5	129	124	45	297	2
19	Weld	0	0	27	39	13	178	3
20	Boulder	0	0	43	36	14	61	2
21	Mesa	0	3	39	32	20	59	3
22	Dolores	0	0	1	0	1	4	0
	Montezuma	0	0	6	30	1	16	0
	Total	0	0	7	30	2	20	0
State Total		0	19	902	813	340	2,295	42
Percent of State Total		0.00%	0.12%	6%	5%	2%	15%	0.27%

*Single Transaction cases include the approval of personal injury settlements and personal injury settlements by insurance company cases.

**Table 22:
District Court Probate Filings by Case Type
Fiscal Year 2015**

District	Court Location	Public Administrator Statement	Registration of Foreign Order	Single* Transaction	Special Administrator Formal	Special Administrator Informal
12	Alamosa	0	0	1	0	1
	Conejos	0	1	0	0	0
	Costilla	0	0	0	0	0
	Mineral	0	0	0	0	0
	Rio Grande	0	0	0	0	0
	Saguache	0	1	0	0	0
	<i>Total</i>	<i>0</i>	<i>2</i>	<i>1</i>	<i>0</i>	<i>1</i>
13	Kit Carson	0	0	1	0	0
	Logan	0	0	4	0	0
	Morgan	0	0	0	0	0
	Phillips	0	0	3	0	0
	Sedgwick	0	0	0	0	0
	Washington	0	0	0	0	0
	Yuma	0	0	3	0	0
	<i>Total</i>	<i>0</i>	<i>0</i>	<i>11</i>	<i>0</i>	<i>0</i>
14	Grand	0	0	0	0	1
	Moffat	0	0	1	0	0
	Routt	0	0	0	1	0
	<i>Total</i>	<i>0</i>	<i>0</i>	<i>1</i>	<i>1</i>	<i>1</i>
15	Baca	0	0	0	0	0
	Cheyenne	0	0	0	0	0
	Kiowa	0	0	0	0	0
	Powers	0	0	0	0	0
	<i>Total</i>	<i>0</i>	<i>0</i>	<i>0</i>	<i>0</i>	<i>0</i>
16	Bent	0	0	0	0	0
	Crowley	0	0	0	0	0
	Otero	0	1	2	0	0
	<i>Total</i>	<i>0</i>	<i>1</i>	<i>2</i>	<i>0</i>	<i>0</i>
17	Adams	18	1	48	4	1
	Broomfield	0	0	2	1	0
	<i>Total</i>	<i>18</i>	<i>1</i>	<i>50</i>	<i>5</i>	<i>1</i>
18	Arapahoe	0	0	27	3	1
	Douglas	0	0	11	1	0
	Elbert	0	0	0	0	0
	Lincoln	0	0	1	0	0
	<i>Total</i>	<i>0</i>	<i>0</i>	<i>39</i>	<i>4</i>	<i>1</i>
19	Weld	0	0	26	1	2
20	Boulder	0	1	18	6	0
21	Mesa	9	0	4	1	1
22	Dolores	0	0	0	0	0
	Montezuma	0	0	2	0	0
	<i>Total</i>	<i>0</i>	<i>0</i>	<i>2</i>	<i>0</i>	<i>0</i>
<i>State Total</i>		<i>71</i>	<i>11</i>	<i>362</i>	<i>39</i>	<i>27</i>
<i>Percent of State Total</i>		<i>0%</i>	<i>0.07%</i>	<i>2%</i>	<i>0.25%</i>	<i>0.17%</i>

*Single Transaction cases include the approval of personal injury settlements and personal injury settlements by insurance company cases.

**Table 22:
District Court Probate Filings by Case Type
Fiscal Year 2015**

District	Court Location	Uniform Veterans						Total
		Testate Formal	Testate Informal	Trust	Trust Registrations	Guardianship Act	Will Transfer	
12	Alamosa	9	12	0	1	0	0	59
	Conejos	3	6	0	0	0	0	19
	Costilla	8	12	0	0	0	0	86
	Mineral	0	2	0	0	0	0	5
	Rio Grande	8	25	0	1	0	0	64
	Saguache	1	6	0	0	0	0	30
	Total	29	63	0	2	0	0	263
13	Kit Carson	1	23	1	8	0	0	58
	Logan	6	49	0	7	0	0	107
	Morgan	3	51	1	6	0	0	103
	Phillips	1	11	0	2	0	0	26
	Sedgwick	0	9	0	0	0	0	18
	Washington	3	10	0	1	0	0	33
	Yuma	3	28	3	8	0	0	64
	Total	17	181	5	32	0	0	409
14	Grand	3	14	0	2	0	0	46
	Moffat	1	21	0	5	0	0	58
	Routt	2	32	0	28	0	0	96
	Total	6	67	0	35	0	0	200
15	Baca	2	16	0	4	0	0	51
	Cheyenne	1	6	0	0	0	0	15
	Kiowa	2	5	0	0	0	0	12
	Prowers	4	32	1	1	0	0	65
	Total	9	59	1	5	0	0	143
16	Bent	3	10	0	0	0	0	36
	Crowley	2	3	0	1	0	0	16
	Otero	3	40	0	2	0	0	92
	Total	8	53	0	3	0	0	144
17	Adams	33	327	4	46	0	0	886
	Broomfield	4	62	7	22	0	0	146
	Total	37	389	11	68	0	0	1,032
18	Arapahoe	58	635	36	207	0	4	1,563
	Douglas	19	200	18	88	0	0	540
	Elbert	3	13	0	8	0	0	50
	Lincoln	1	14	0	2	0	0	32
	Total	81	862	54	305	0	4	2,185
19	Weld	34	392	10	35	0	0	967
20	Boulder	44	379	52	143	0	2	891
21	Mesa	31	208	15	32	0	0	513
22	Dolores	2	4	0	2	0	0	15
	Montezuma	2	42	3	5	0	0	129
	Total	4	46	3	7	0	0	144
State Total		662	6,329	302	1,601	1	24	15,728
Percent of State Total		4%	40%	2%	10%	0.01%	0.15%	100%

*Single Transaction cases include the approval of personal injury settlements and personal injury settlements by insurance company cases.

The background of the slide is a blurred photograph of the Colorado Supreme Court building. The building features classical architectural elements, including large white columns and a prominent portico. A sign on the building is partially visible, showing the words "COLORADO SUPREME COURT" and "COLORADO COURT".

SECTION IV: COUNTY COURT

County Court Judges

First Judicial District

Gilpin: David C. Taylor
Jefferson: Bradley A. Burback
Verna L. Carpenter
Susan L. Fisch
Tammy K. Green
Karolyn Moore
K.J. Moore
Mark M. Randall
Ryan Stuart
Thomas E. Vance
Jean Woodford

Denver County Court

John M. Marcucci, Presiding Judge
Johnny C. Barajas
Larry L. Bohning
James B. Breese
Dianne Briscoe
Doris E. Burd
Brian T. Campbell
Mary A. Celeste
Robert B. Crew, Jr.
Adam Espinoza
Beth Faragher
Olympia Fay
Clarisse M. Gonzales-Magnall
Kerry S. Hada
Alfred C. Harrell
Gary Jackson
Claudia Jordan
Kerri Lombardi
Nicole Rodarte
Andre L. Rudolph
Theresa Spahn

Third Judicial District

Huerfano: Gary R. Stork
Las Animas: Bruce Billings

Fourth Judicial District

El Paso: Christopher E. Acker
Laura Findorff
Karla J. Hansen
Larry D. Martin
Douglas J. Miles
Ann M. Rotolo
Stephen J. Sletta
Jonathan L. Walker
Regina Walter
Daniel S. Wilson
Teller: Lin Billings Vela

Fifth Judicial District

Clear Creek: Rachel Olguin-Fresquez
Eagle: Katharine T. Sullivan
Lake: Johnathan Shamis
Summit: Edward J. Casias

Sixth Judicial District

Archuleta: James E. Denvir
La Plata: Martha T. Minot
San Juan: Lyndon K. Skinner

Seventh Judicial District

Delta: Sandra K. Miller
Gunnison: Ben F. Eden
Hinsdale: Alvin K. Lutz
Montrose: Bennett A. Morris
Julie J. Huffman
Ouray: David S. Westfall
Donald Cory Jackson
San Miguel: Scott T. Erickson

Eighth Judicial District

Jackson: Cindy L. Wilson
Larimer: Mary Joan Berenato
Craig S. Ecton
Joshua B. Lehman
Thomas L. Lynch
Peter E. Schoon, Jr.

Ninth Judicial District

Garfield: Paul Metzger
Jonathan B. Pototsky
Pitkin: Erin Fernandez-Ely
Rio Blanco: Laurie A. Noble

Tenth Judicial District

Pueblo: Steve Fieldman
Valerie Haynes
David Lobato

Eleventh Judicial District

Chaffee: William P. Alderton
Custer: Peter F. Michaelson
Fremont: Norman C. Cooling
Park: Brian L. Green

Twelfth Judicial District

Alamosa: Daniel Walz
Conejos: Susan Broyles
Costilla: Kimberly Wood
Mineral: Ruth M. Acheson
Rio Grande: Patrick H. Hayes, Jr.
Saguache: Amanda K. Pearson

Thirteenth Judicial District

Kit Carson: Michael Grinnan
Logan: Ray Ann Brammer
Morgan: Michael K. Schingle
Phillips: Kimbra Killin
Sedgwick: Tera Neugebauer
Washington: Carl S. McGuire
Yuma: Sara Marie Wagers-Johnson

Fourteenth Judicial District

Grand: Nicholas Catanzarite
Ben W. McClelland
Moffat: Sandra Gardner
Routt: James H. Garrecht

Fifteenth Judicial District

Baca: Debra M. Gunkel
Cheyenne: Gerald Keefe
Kiowa: Gary W. Davis
Prowers: Larry E. Stutler

Sixteenth Judicial District

Bent: Samuel A. Vigil
Crowley: Suzanne A. Grant
Otero: Douglas R. Manley

Seventeenth Judicial District

Adams: Brian N. Bowen
Michael A. Cox
Robert S. Doyle
Bryon L. Howell
Leroy D. Kirby
Sabino E. Romano
Jeffrey L. Romeo
Dianna Roybal
Broomfield: Amy Bockman

Eighteenth Judicial District

Arapahoe: Addison L. Adams
Alex R. Bencze
Christine M. Chauche
Cheryl Rowles-Stokes
Dana E. Murray
Anne M. Ollada
Robert C. Tobias
Darren L. Vahle
Douglas: Lawrence R. Bowling
Monica J. Gomez
Susanna Meissner-Cutler
Elbert: Palmer L. Boyette
Lincoln: Truston Lee Fisher

Nineteenth Judicial District

Weld: John J. Briggs
Michele L. Meyer
Dana J. Nichols
Charles S. Unfug

Twentieth Judicial District

Boulder: David A. Archuleta
Noel E. Blum
Karolyn Moore
Norma A. Sierra
John F. Stavely

Twenty-First Judicial District

Mesa: Craig P. Henderson
Gretchen Larson
Bruce R. Raam

Twenty-Second Judicial District

Dolores: E. Dale Boyd
Montezuma: JenniLynn E. Lawrence

*This list consists of Judges that served during Fiscal Year 2015.

County Court

Colorado's county courts serve the citizens of each of the state's 64 counties. Every county has a county court served by one or more judges. County judges handle cases involving serious public safety issues such as misdemeanor cases, felony advisements, setting bonds, and preliminary hearings. County judges also issue search warrants and protection orders in cases involving domestic violence, preside over traffic cases, civil actions involving more than \$15,000, and conduct jury trials. Appeals from the county court may be made to the district court.

Small claims courts are divisions of county court. Individuals are allowed to argue their own cases and have speedy decisions on civil matters involving no more than \$7,500. Court sessions are held during the day or evening to accommodate the public. There are no jury trials in small claims courts, and magistrates sometimes hear these cases rather than a judge. No plaintiff may file more than two claims per month or eighteen claims per year in small claims court.

In Fiscal Year 2015, there were 425,947 case filings at the county court level. Colorado's county courts were able to terminate 413,941 cases during that same 12-month period. Compared to Fiscal Year 2014, county court filings in Fiscal Year 2015 have decreased by 1.03 percent to the current level of filings. The greatest area of decrease was in Civil filings, which decreased by 8.62 percent.

Specific information regarding each county court is available at <http://www.courts.state.co.us/Courts/County/Choose.cfm>.

Chart 3 and Chart 4: County Court Case Filings -- Proportion of Cases by Type Ten Year Comparison

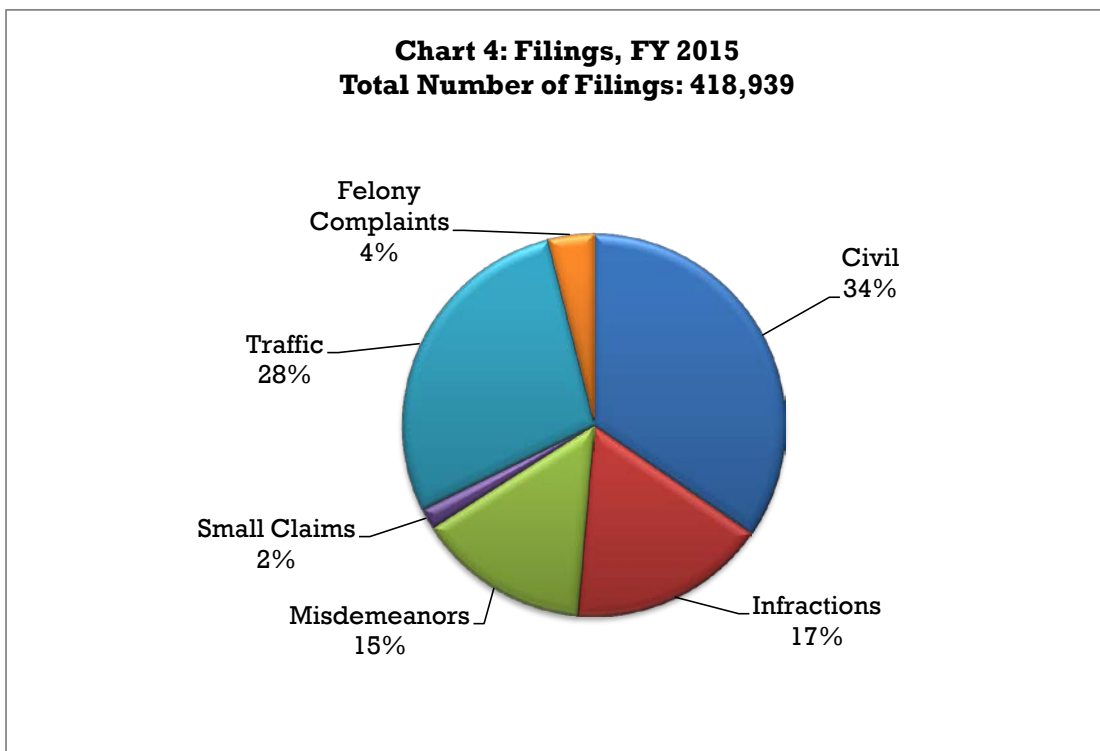
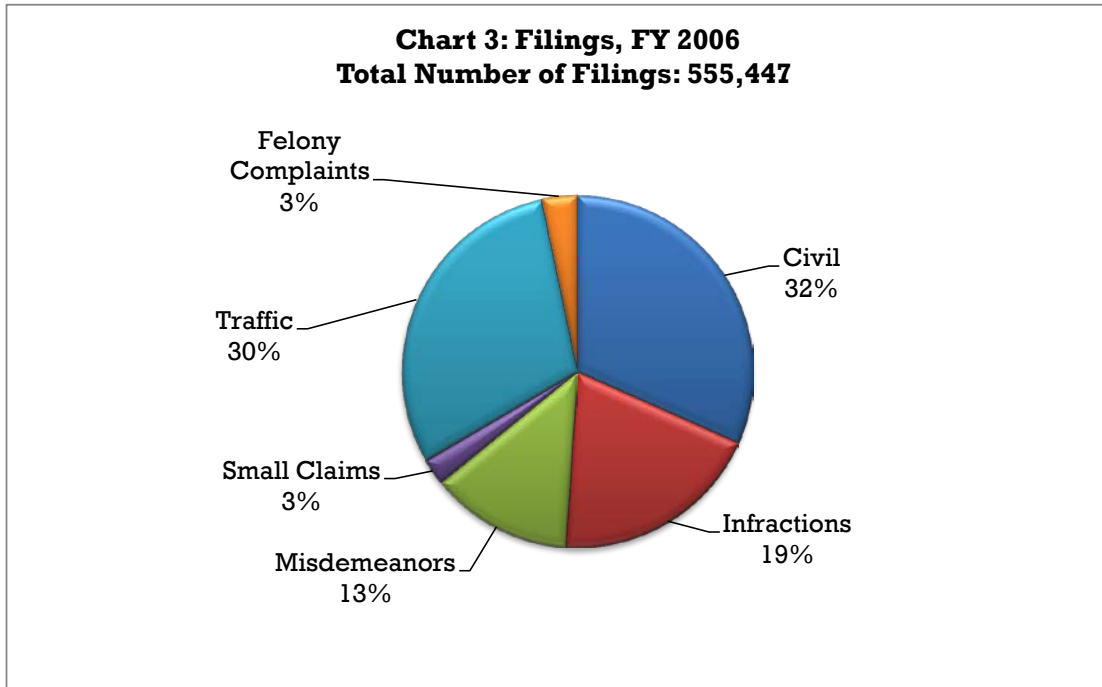


Table 23:
County Court Filings, Terminations and Percent Change
Fiscal Year 2014 and Fiscal Year 2015
(Numbers do not include Denver County Court)

Filings Compared to Previous Year			
Case Class	FY14	FY15	Change
Civil	158,525	144,868	-8.62%
Infractions	69,515	70,375	1.24%
Misdemeanors	60,585	61,092	0.84%
Small Claims	7,589	7,404	-2.44%
Traffic	117,389	118,953	1.33%
Felony Complaints	16,794	16,247	-3.26%
Total	430,397	418,939	-2.66%

Terminations Compared to Previous Year			
Case Class	FY14	FY15	Change
Civil	132,170	144,018	8.96%
Infractions	67,854	71,664	5.61%
Misdemeanors	57,193	59,852	4.65%
Small Claims	6,710	7,245	7.97%
Traffic	114,112	114,989	0.77%
Felony Complaints	16,824	16,173	-3.87%
Total with Felony Complaints	394,863	413,941	4.83%
Total without Felony Complaints	378,039	397,768	5.22%

**Table 24:
County Court Caseload
Fiscal Year 2006 to Fiscal Year 2015
(Numbers do not include Denver County Court)**

	FY06	FY07	FY08	FY09	FY10	FY11	FY12	FY13	FY14	FY15
CIVIL										
New Cases Filed	176,244	184,994	198,229	202,958	206,954	200,250	193,282	174,466	158,525	144,868
Cases Terminated	176,714	181,463	193,836	200,895	205,545	199,308	192,635	174,554	132,170	144,018
INFRACTIONS										
New Cases Filed	101,386	95,421	96,483	100,804	95,557	84,610	75,464	67,581	69,515	70,375
Cases Terminated	105,440	95,218	96,681	99,055	95,786	87,072	76,228	68,033	67,854	71,664
MISDEMEANORS										
New Cases Filed	75,703	74,094	74,136	73,605	69,695	67,137	70,068	62,740	60,585	61,092
Cases Terminated	74,938	73,451	78,886	74,147	69,232	68,187	67,482	65,310	57,193	59,852
SMALL CLAIMS										
New Cases Filed	13,380	12,880	12,600	12,266	11,097	9,629	9,117	8,171	7,589	7,404
Cases Terminated	13,329	12,933	12,778	12,337	11,010	9,707	9,244	8,357	6,710	7,245
TRAFFIC										
New Cases Filed	168,155	165,298	162,729	155,235	141,493	126,788	121,112	115,465	117,389	118,953
Cases Terminated	165,823	162,482	174,678	160,307	146,373	135,046	124,842	115,706	114,112	114,989
FELONY COMPLAINTS (a)	21,268	18,510	18,393	17,235	16,795	16,851	15,328	17,832	16,794	16,247
TOTAL										
<i>New Cases Filed</i>	556,136	551,197	562,570	562,103	541,591	505,265	484,371	446,255	430,397	418,939
<i>Cases Terminated (b)</i>	536,244	525,547	556,859	546,741	527,946	499,320	470,431	431,960	378,039	397,768

(a) Felony complaints represent the number of criminal cases, docketed as (CR), that begin in county court. The processing of felony cases varies between locations. The counties processing CR cases hear advisements. Some counties do preliminary hearings in county court before moving the case to district court for completion of the felony process. The case can also be reduced to a misdemeanor and remain in county court. The cases retain the same docket number in either county or district court.

(b) Does not include felony complaints.

**Table 25:
County Court Filings, Terminations and Percent Change
Fiscal Year 2014 and Fiscal Year 2015**

District	Filings			Terminations ^(a)		
	FY14	FY15	Percent Change	FY14	FY15	Percent Change
1	49,692	47,792	-3.82%	45,471	44,788	-1.50%
2	149,207	167,009	11.93%	n/a	n/a	n/a
3	4,271	3,822	-10.51%	4,032	3,514	-12.85%
4	63,006	63,969	1.53%	59,774	62,501	4.56%
5	11,906	11,540	-3.07%	11,032	10,696	-3.05%
6	6,012	5,992	-0.33%	5,113	5,266	2.99%
7	9,303	9,423	1.29%	8,903	8,360	-6.10%
8	24,680	24,454	-0.92%	24,053	24,437	1.60%
9	8,430	8,098	-3.94%	8,239	7,666	-6.95%
10	16,442	15,907	-3.25%	16,498	15,847	-3.95%
11	7,576	6,871	-9.31%	7,808	6,812	-12.76%
12	7,549	7,481	-0.90%	6,850	6,676	-2.54%
13	7,697	8,117	5.46%	7,477	7,468	-0.12%
14	5,796	5,264	-9.18%	5,534	4,824	-12.83%
15	3,826	3,901	1.96%	3,672	3,663	-0.25%
16	4,063	3,649	-10.19%	3,805	3,623	-4.78%
17	61,649	58,188	-5.61%	57,536	54,295	-5.63%
18	78,307	76,156	-2.75%	45,968	71,650	55.87%
19	22,812	23,502	3.02%	21,375	22,438	4.97%
20	18,679	17,353	-7.10%	16,685	15,904	-4.68%
21	15,422	14,399	-6.63%	15,218	14,509	-4.66%
22	3,279	3,061	-6.65%	2,996	2,831	-5.51%
State Total Without Denver County Court	430,397	418,939	-2.66%	378,039	397,768	5.22%
State Total	579,604	585,948	1.09%	n/a	n/a	n/a

(a) Does not include felony complaints.

**Table 26:
County Court Filings and Terminations
Fiscal Year 2015**

District	Court Location	Civil		Felony		Misdemeanor		Infractions		Small Claims		Traffic		Total	
		Filings	Term.	Filings	Term.	Filings	Term.	Filings	Term.	Filings	Term.	Filings	Term.	Filings	Term. ^(c)
1	Gilpin	139	137	108	108	695	655	198	213	9	7	585	610	1,734	1,622
	Jefferson	17,752	18,130	3,354	3,354	6,091	5,837	6,452	6,725	819	794	11,590	11,680	46,058	43,166
	Total	17,891	18,267	3,462	3,462	6,786	6,492	6,650	6,938	828	801	12,175	12,290	47,792	44,788
2	Denver ^(a)	26,786	n/a ^(b)	4,875	n/a ^(b)	11,938	n/a ^(b)	n/a ^(c)	n/a ^(b)	1,346	n/a ^(b)	120,236	n/a ^(b)	165,181	n/a ^(b)
3	Huerfano	97	99	14	14	193	194	443	423	8	11	434	344	1,189	1,071
	Las Animas	425	388	25	25	536	557	842	780	41	42	764	676	2,633	2,443
	Total	522	487	39	39	729	751	1,285	1,203	49	53	1,198	1,020	3,822	3,514
4	El Paso	25,062	24,958	268	268	8,533	8,366	10,617	10,665	1,099	1,123	16,317	15,346	61,896	60,458
	Teller	447	482	15	15	475	460	322	357	31	30	783	714	2,073	2,043
	Total	25,509	25,440	283	283	9,008	8,826	10,939	11,022	1,130	1,153	17,100	16,060	63,969	62,501
5	Clear Creek	146	144	69	69	256	250	864	928	11	12	1,091	1,062	2,437	2,396
	Eagle-Basalt	40	39	0	0	59	72	108	107	31	33	93	99	331	350
	Eagle	612	596	294	294	651	669	878	860	125	121	1,620	1,607	4,180	3,853
	Lake	174	176	75	75	257	232	240	229	11	7	295	275	1,052	919
	Summit	435	425	202	202	580	521	887	951	99	80	1,337	1,201	3,540	3,178
	Total	1,407	1,380	640	640	1,803	1,744	2,977	3,075	277	253	4,436	4,244	11,540	10,696
6	Archuleta	237	252	76	76	176	173	407	413	32	27	351	329	1,279	1,194
	La Plata	1,117	935	172	172	857	748	730	715	98	95	1,689	1,533	4,663	4,026
	San Juan	0	5	1	1	15	14	8	9	4	4	22	14	50	46
	Total	1,354	1,192	249	249	1,048	935	1,145	1,137	134	126	2,062	1,876	5,992	5,266
7	Delta	682	644	168	168	401	397	741	725	58	57	686	661	2,736	2,484
	Gunnison	232	241	105	105	388	342	373	364	23	16	426	417	1,547	1,380
	Hinsdale	9	7	6	6	21	17	19	20	5	4	18	17	78	65
	Montrose	929	891	335	335	700	706	723	689	69	62	945	879	3,701	3,227
	Montrose-Nucila	26	29	11	11	37	42	13	11	1	0	24	28	112	110
	Ouray	63	64	9	9	120	92	298	295	10	8	207	188	707	647
	San Miguel	81	84	59	59	175	163	73	62	20	19	134	119	542	447
	Total	2,022	1,960	693	693	1,842	1,759	2,240	2,166	186	166	2,440	2,309	9,423	8,360
8	Jackson	17	20	0	0	28	36	29	35	4	4	42	43	120	138
	Larimer	6,077	6,215	64	64	3,553	3,470	3,687	3,712	448	440	3,820	3,839	17,649	17,676
	Larimer-Loveland	2,177	2,203	0	0	1,871	1,800	2	3	0	0	2,635	2,617	6,685	6,623
Total	8,271	8,438	64	64	5,452	5,306	3,718	3,750	452	444	6,497	6,499	24,454	24,437	
9	Garfield	675	720	127	127	510	464	770	723	82	77	1,271	1,088	3,435	3,072
	Garfield-Rifle	726	765	70	0	573	597	482	468	45	45	883	843	2,779	2,718
	Pitkin	171	169	4	4	289	268	142	137	49	50	385	419	1,040	1,043
	Rio Blanco-Meeker	85	80	11	11	83	78	147	155	16	13	177	184	519	510
	Rio Blanco-Rangely	45	42	0	0	116	114	43	45	8	10	113	112	325	323
Total	1,702	1,776	212	142	1,571	1,521	1,584	1,528	200	195	2,829	2,646	8,098	7,666	
10	Pueblo	6,780	6,791	96	96	2,765	2,705	2,347	2,392	268	248	3,651	3,711	15,907	15,847
11	Chaffee	328	328	17	17	533	505	464	477	45	45	364	347	1,751	1,702
	Custer	55	48	2	2	70	72	107	115	12	14	102	83	348	332
	Fremont	1,006	981	22	22	816	796	479	526	81	86	805	863	3,209	3,252
	Park	253	265	5	5	246	232	524	508	21	23	514	498	1,563	1,526
	Total	1,642	1,622	46	46	1,665	1,605	1,574	1,626	159	168	1,785	1,791	6,871	6,812

(a) Termination numbers are not available.

(b) Denver County Traffic and Infraction cases are combined.

(c) Termination totals do not include Felony Complaints.

**Table 26:
County Court Filings and Terminations
Fiscal Year 2015**

District	Court Location	Civil		Felony		Misdemeanor		Infractions		Small Claims		Traffic		Total	
		Filings	Term.	Filings	Term.	Filings	Term.	Filings	Term.	Filings	Term.	Filings	Term.	Filings	Term. (c)
12	Alamosa	448	427	392	392	428	455	659	659	47	49	782	731	2,756	2,321
	Conejos	110	106	74	74	158	159	312	316	11	12	245	272	910	865
	Costilla	84	95	51	51	93	102	541	563	10	12	265	255	1,044	1,027
	Mineral	4	7	5	5	7	8	320	317	1	1	167	145	504	478
	Rio Grande	209	230	183	183	259	216	316	336	15	18	484	428	1,466	1,228
	Saguache	121	120	60	60	100	126	322	326	16	15	182	170	801	757
	Total	976	985	765	765	1,045	1,066	2,470	2,517	100	107	2,125	2,001	7,481	6,676
13	Kit Carson	112	108	11	11	138	138	217	221	16	17	262	248	756	732
	Logan	508	480	20	20	403	323	776	752	21	25	602	553	2,330	2,133
	Morgan	842	774	17	17	639	582	683	657	60	65	944	861	3,185	2,939
	Phillips	77	80	2	2	55	36	22	21	13	14	54	47	223	198
	Sedgwick	39	41	0	0	41	37	119	104	11	12	99	76	309	270
	Washington	84	75	1	1	68	58	273	266	7	4	222	184	655	587
	Yuma	220	209	3	3	87	70	118	116	21	21	210	193	659	609
	Total	1,882	1,767	54	54	1,431	1,244	2,208	2,137	149	158	2,393	2,162	8,117	7,468
14	Grand	248	237	73	73	224	242	262	236	37	42	436	446	1,280	1,203
	Moffat	275	280	170	170	307	288	376	388	47	45	381	354	1,556	1,355
	Routt	341	357	124	124	576	564	616	618	48	48	723	679	2,428	2,266
	Total	864	874	367	367	1,107	1,094	1,254	1,242	132	135	1,540	1,479	5,264	4,824
15	Baca	66	64	0	0	61	50	284	291	18	18	137	110	566	533
	Cheyenne	25	25	0	0	16	18	143	128	2	2	60	44	246	217
	Kiowa	21	24	0	0	37	32	545	528	1	1	135	124	739	709
	Prowers	325	333	6	6	435	428	707	687	25	27	852	729	2,350	2,204
	Total	437	446	6	6	549	528	1,679	1,634	46	48	1,184	1,007	3,901	3,663
16	Bent	128	138	5	5	167	170	223	238	8	9	193	185	724	740
	Crowley	66	71	3	3	60	58	173	172	18	19	88	73	408	393
	Otero	623	642	31	31	572	534	629	655	40	38	622	621	2,517	2,490
	Total	817	851	39	39	799	762	1,025	1,065	66	66	903	879	3,649	3,623
17	Adams	21,174	20,945	3,413	3,413	5,712	5,807	7,304	7,789	611	644	15,588	15,005	53,802	50,190
	Broomfield	1,571	1,563	309	309	497	472	428	435	76	75	1,505	1,560	4,386	4,105
	Total	22,745	22,508	3,722	3,722	6,209	6,279	7,732	8,224	687	719	17,093	16,565	58,188	54,295
18	Arapahoe-Centennial	956	934	2,562	2,562	4,455	4,722	6,576	6,702	720	544	15,393	14,619	30,662	27,521
	Arapahoe-Littleton	22,691	22,804	0	0	0	41	0	0	307	437	0	69	22,998	23,351
	Douglas	5,793	4,697	684	684	2,332	2,329	4,130	4,404	307	279	5,671	5,837	18,917	17,546
	Elbert	307	300	64	64	213	185	1,510	1,499	29	27	496	524	2,619	2,535
	Lincoln	83	82	94	90	111	86	273	272	14	13	385	244	960	697
Total	29,830	28,817	3,404	3,400	7,111	7,363	12,489	12,877	1,377	1,300	21,945	21,293	76,156	71,650	
19	Weld	8,499	8,605	92	92	3,439	3,123	3,190	3,201	437	401	7,845	7,108	23,502	22,438
20	Boulder	4,334	4,409	1,691	1,691	2,158	2,172	1,196	1,213	389	388	3,570	3,781	13,338	11,963
	Boulder-Longmont	1,536	1,537	0	0	837	811	365	344	0	0	1,277	1,249	4,015	3,941
	Total	5,870	5,946	1,691	1,691	2,995	2,983	1,561	1,557	389	388	4,847	5,030	17,353	15,904
21	Mesa	5,208	5,208	57	57	3,075	3,109	1,827	1,882	289	270	3,943	4,040	14,399	14,509
22	Dolores	30	32	9	9	40	39	88	88	2	2	58	51	227	212
	Montezuma	610	626	257	257	623	618	393	403	47	44	904	928	2,834	2,619
	Total	640	658	266	266	663	657	481	491	49	46	962	979	3,061	2,831
State Total Without Denver County Court		144,868	144,018	16,247	16,173	61,092	59,852	70,375	71,664	7,404	7,245	118,953	114,989	418,939	397,768
State Total With Denver County Court		171,654	n/a (a)	21,122	n/a (a)	73,030	n/a (a)	n/a (a)	n/a (b)	8,750	n/a (a)	239,189	n/a (b)	584,120	n/a (a)

(a) Termination numbers are not available.

(b) Denver County Traffic and Infraction cases are combined.

(c) Termination totals do not include Felony Complaints.

**Table 27:
Court and Jury Trials for County Court
Fiscal Year 2015**

District	Court Location	Civil		Misdemeanor		Small Claims		Traffic		Infractions	Total*	
		Court Trials	Jury Trials	Court Trials	Jury Trials	Court Trials	Jury Trials	Court Trials	Jury Trials	Final Hearings	Court Trials	Jury Trials
1	Gilpin	2	0	0	7	2		1	2	14	5	9
	Jefferson	63	1	15	110	124		12	92	181	214	203
	Total	65	1	15	117	126		13	94	195	219	212
3	Huerfano	0	0	1	1	1		0	0	25	2	1
	Las Animas	6	0	0	1	16		2	0	15	24	1
	Total	6	0	1	2	17		2	0	40	26	2
4	El Paso	139	3	13	126	94		6	53	891	252	182
	Teller	1	0	2	7	11		1	10	40	15	17
	Total	140	3	15	133	105		7	63	931	267	199
5	Clear Creek	1	0	1	3	5		5	3	30	12	6
	Eagle	4	0	2	4	49		1	5	50	56	9
	Eagle--Basalt	2	0	0	0	12		0	0	0	14	0
	Lake	2	0	3	1	2		0	0	10	7	1
	Summit	4	0	2	13	15		6	6	32	27	19
	Total	13	0	8	21	83		12	14	122	116	35
6	Archuleta	1	0	1	3	11		1	7	52	14	10
	La Plata	10	0	0	6	13		1	4	75	24	10
	San Juan	0	0	0	0	0		0	0	0	0	0
	Total	11	0	1	9	24		2	11	127	38	20
7	Delta	3	0	0	3	23		0	3	36	26	6
	Gunnison	3	0	6	4	7		2	2	52	18	6
	Hinsdale	0	0	0	0	1		0	0	3	1	0
	Montrose	6	0	3	5	47		0	1	65	56	6
	Montrose-Nucla	0	0	0	0	0		0	2	2	0	2
	Ouray	0	0	0	1	2		0	1	19	2	2
	San Miguel	0	0	0	1	8		0	1	12	8	2
	Total	12	0	9	14	88		2	10	189	111	24
8	Jackson	1	0	0	0	3		0	0	0	4	0
	Larimer	20	0	0	23	151		0	11	156	171	34
	Larimer-Loveland	6	0	2	16	0		1	10	0	9	26
	Total	27	0	2	39	154		1	21	156	184	60
9	Garfield	6	0	3	3	30		1	0	22	40	3
	Garfield-Rifle	4	0	2	1	8		0	2	57	14	3
	Pitkin	3	0	0	2	24		1	3	9	28	5
	Rio Blanco-Meeker	0	0	0	0	1		0	0	6	1	0
	Rio Blanco-Rangely	0	0	0	0	3		0	2	3	3	2
	Total	13	0	5	6	66		2	7	97	86	13
10	Pueblo	64	0	2	51	100		1	20	530	167	71
11	Chaffee	2	0	2	3	6		1	0	22	11	3
	Custer	1	0	0	2	9		0	0	15	10	2
	Fremont	29	0	2	7	20		4	3	44	55	10
	Park	6	0	1	0	7		0	4	15	14	4
	Total	38	0	5	12	42		5	7	96	90	19

*Does not include Infractions Final Hearings.

**Table 27:
Court and Jury Trials for County Court
Fiscal Year 2015**

District	Court Location	Civil		Misdemeanor		Small Claims		Traffic		Infractions	Total*	
		Court Trials	Jury Trials	Court Trials	Jury Trials	Court Trials	Trial	Court Trials	Jury Trials	Final Hearings	Court Trials	Jury Trials
12	Alamosa	0	0	0	5	3		0	3	16	3	8
	Conejos	5	0	3	2	6		7	0	23	21	2
	Costilla	1	0	1	0	2		6	1	22	10	1
	Mineral	0	0	0	0	1		1	0	2	2	0
	Rio Grande	3	0	0	0	9		1	0	6	13	0
	Saguache	0	0	0	0	9		0	0	5	9	0
	Total	9	0	4	7	30		15	4	74	58	11
13	Kit Carson	3	0	1	0	10		1	0	5	15	0
	Logan	7	0	0	8	10		0	1	13	17	9
	Morgan	7	0	2	1	34		1	2	7	44	3
	Phillips	2	0	1	1	8		0	1	0	11	2
	Sedgwick	1	0	0	1	2		0	1	0	3	2
	Washington	0	0	0	1	0		0	1	5	0	2
	Yuma	0	0	2	2	2		0	1	7	4	3
Total	20	0	6	14	66		2	7	37	94	21	
14	Grand	2	0	1	9	21		0	6	10	24	15
	Moffat	1	0	1	7	8		0	6	4	10	13
	Routt	6	0	3	11	32		1	7	14	42	18
	Total	9	0	5	27	61		1	19	28	76	46
15	Baca	3	0	0	0	7		1	0	2	11	0
	Cheyenne	0	0	0	0	1		0	1	8	1	1
	Kiowa	0	0	0	1	0		0	0	16	0	1
	Prowers	3	0	0	0	9		1	2	5	13	2
	Total	6	0	0	1	17		2	3	31	25	4
16	Bent	2	0	1	1	8		0	0	11	11	1
	Crowley	0	0	0	1	14		0	0	5	14	1
	Otero	11	0	1	2	28		3	5	21	43	7
	Total	13	0	2	4	50		3	5	37	68	9
17	Adams	103	0	11	119	171		16	103	489	301	222
	Broomfield	1	0	0	18	30		0	7	2	31	25
	Total	104	0	11	137	201		16	110	491	332	247
18	Arapahoe	0	0	2	40	43		9	100	478	54	140
	Arapahoe-Littleton	60	2	0	0	95		0	0	0	155	2
	Douglas	49	1	6	26	49		9	34	337	113	61
	Elbert	3	0	1	5	6		0	1	159	10	6
	Lincoln	3	0	0	1	5		1	1	4	9	2
	Total	115	3	9	72	198		19	136	978	341	211
19	Weld	30	1	4	88	95		0	46	134	129	135
20	Boulder	20	0	1	36	119		3	37	41	143	73
	Boulder-Longmont	6	0	1	13	0		2	14	15	9	27
	Total	26	0	2	49	119		5	51	56	152	100
21	Mesa	28	0	9	29	38		0	16	195	75	45
22	Dolores	1	0	0	0	2		0	0	1	3	0
	Montezuma	10	0	2	7	17		0	4	44	29	11
	Total	11	0	2	7	19		0	4	45	32	11
State Total		760	8	117	839	1,699		110	648	4,589	2,686	1,495

*Does not include Infractions Final Hearings.

**Table 28:
DUI/DWAI Filings by District
Fiscal Year 2006 to Fiscal Year 2015**

District	FY06	FY07	FY08	FY09	FY10	FY11	FY12	FY13	FY14	FY15
1	2,914	2,835	2,539	2,659	2,218	2,152	1,902	1,982	2,054	2,068
Denver County ^(a)	2,146	3,130	3,491	4,283	3,249	3,064	2,932	2,692	2,371	2,597
3	217	201	178	207	242	219	147	164	155	137
4	3,852	3,748	4,177	4,129	3,530	3,067	2,871	2,757	2,572	2,768
5	1,222	1,238	1,082	1,016	936	910	927	869	874	889
6	634	562	476	536	504	475	477	473	458	472
7	712	734	724	749	697	572	532	522	504	509
8	2,409	2,086	2,387	2,173	2,008	1,656	1,623	1,811	1,778	1,539
9	930	941	832	907	672	654	687	584	604	494
10	960	942	945	965	887	828	671	629	634	542
11	577	445	471	393	377	328	319	344	340	357
12	609	414	446	463	391	550	420	336	320	300
13	566	466	448	453	415	325	376	388	378	361
14	507	606	597	540	531	469	403	360	399	372
15	150	178	132	157	127	136	151	128	101	107
16	220	173	188	199	178	195	137	128	168	177
17	3,957	3,538	3,123	3,347	3,252	3,121	3,164	3,021	3,029	2,718
18	3,703	3,874	3,960	3,792	3,930	3,547	3,605	4,053	4,016	3,866
19	1,712	1,914	1,791	1,663	1,533	1,334	1,139	1,118	1,205	1,178
20	2,220	1,960	1,838	1,614	1,587	1,364	1,341	1,518	1,250	1,204
21	934	864	851	994	987	866	651	587	775	751
22	244	203	282	233	188	178	212	168	139	138
State Totals Without Denver County Court	29,249	27,922	27,467	27,189	25,190	22,946	21,755	21,940	21,753	20,947
State Totals	31,395	31,442	30,958	31,055	30,958	31,472	24,687	24,632	24,124	23,544

(a) Filings do not include DUI charges filed with Misdemeanor or Criminal Case classes

**Table 29:
County Court Civil Filings by Case Type
Fiscal Year 2015**

District	Court Location	Forcible Entry and Detainer		Foreign Judgment	Money	Name Change		Protection Order	Protection Order Domestic Abuse		Replevin	Total
							Other					
1	Gilpin	29	0	90	0	4	12	4	0			139
	Jefferson	3,924	6	12,311	166	149	641	506	49			17,752
	Total	3,953	6	12,401	166	153	653	510	49			17,891
3	Huerfano	20	0	47	0	1	21	8	0			97
	Las Animas	51	0	243	8	0	88	33	2			425
	Total	71	0	290	8	1	109	41	2			522
4	El Paso	8,129	6	13,758	198	17	523	2,366	65			25,062
	Teller	70	1	241	7	1	39	88	0			447
	Total	8,199	7	13,999	205	18	562	2,454	65			25,509
5	Clear Creek	30	1	81	4	2	27	1	0			146
	Eagle	130	0	356	11	1	110	3	1			612
	Eagle-Basalt	9	0	12	5	0	14	0	0			40
	Lake	46	0	117	3	1	6	1	0			174
	Summit	79	1	290	6	0	41	18	0			435
Total	294	2	856	29	4	198	23	1			1,407	
6	Archuleta	41	0	115	3	17	40	21	0			237
	La Plata	127	0	717	13	3	209	45	3			1,117
	San Juan	0	0	0	0	0	0	0	0			0
	Total	168	0	832	16	20	249	66	3			1,354
7	Delta	87	0	482	7	1	73	31	1			682
	Gunnison	24	1	158	7	2	26	14	0			232
	Hinsdale	2	0	4	1	0	2	0	0			9
	Montrose	163	0	612	13	7	75	54	5			929
	Montrose-Nucla	4	0	13	0	1	7	1	0			26
	Ouray	8	0	44	1	1	6	3	0			63
	San Miguel	14	0	42	5	1	16	1	2			81
Total	302	1	1,355	34	13	205	104	8			2,022	
8	Jackson	0	0	11	2	2	2	0	0			17
	Larimer	1,041	1	4,574	90	7	159	199	6			6,077
	Larimer-Loveland	267	0	1,790	12	2	36	65	5			2,177
	Total	1,308	1	6,375	104	11	197	264	11			8,271
9	Garfield	79	0	496	17	2	60	18	3			675
	Garfield-Rifle	104	0	552	5	1	31	30	3			726
	Pitkin	26	0	102	10	5	26	2	0			171
	Rio Blanco-Meeker	3	0	67	2	2	9	2	0			85
	Rio Blanco-Rangely	6	0	34	0	2	1	2	0			45
Total	218	0	1,251	34	12	127	54	6			1,702	
10	Pueblo	1,344	2	4,618	46	43	258	453	16			6,780
11	Chaffee	33	0	261	6	0	20	7	1			328
	Custer	6	0	24	2	0	21	2	0			55
	Fremont	155	3	662	10	1	107	62	6			1,006
	Park	42	0	156	3	11	21	19	1			253
Total	236	3	1,103	21	12	169	90	8			1,642	

**Table 29:
County Court Civil Filings by Case Type
Fiscal Year 2015**

District	Court Location	Forcible Entry and Detainer		Foreign Judgment	Name Change			Protection Order	Protection Order Domestic Abuse		Replevin	Total
		Money	Other		Abuse	Replevin						
12	Alamosa	76	1	291	1	1	59	15	4	448		
	Conejos	12	0	70	1	2	18	6	1	110		
	Costilla	4	0	36	1	6	32	3	2	84		
	Mineral	1	0	2	0	0	1	0	0	4		
	Rio Grande	25	0	137	2	0	44	0	1	209		
	Saguache	23	1	63	4	4	16	10	0	121		
	Total	141	2	599	9	13	170	34	8	976		
13	Kit Carson	5	1	89	1	1	11	4	0	112		
	Logan	75	2	402	4	1	22	1	1	508		
	Morgan	124	1	642	20	4	45	5	1	842		
	Phillips	2	0	64	2	0	4	3	2	77		
	Sedgwick	1	0	35	2	0	1	0	0	39		
	Washington	6	0	60	0	0	9	8	1	84		
	Yuma	14	1	171	3	1	29	1	0	220		
Total	227	5	1,463	32	7	121	22	5	1,882			
14	Grand	75	1	127	5	1	36	3	0	248		
	Moffat	42	1	197	2	3	23	7	0	275		
	Routt	49	1	234	4	3	44	5	1	341		
	Total	166	3	558	11	7	103	15	1	864		
15	Baca	8	0	39	1	0	12	5	1	66		
	Cheyenne	0	0	17	0	0	7	1	0	25		
	Kiowa	2	0	16	1	1	1	0	0	21		
	Prowers	20	1	204	10	2	71	17	0	325		
	Total	30	1	276	12	3	91	23	1	437		
16	Bent	3	0	90	0	1	34	0	0	128		
	Crowley	5	0	45	0	0	5	11	0	66		
	Otero	85	0	384	4	2	37	107	4	623		
	Total	93	0	519	4	3	76	118	4	817		
17	Adams	6,328	5	13,237	160	173	493	667	111	21,174		
	Broomfield	596	0	858	20	2	48	47	0	1,571		
	Total	6,924	5	14,095	180	175	541	714	111	22,745		
18	Arapahoe-Centennial	5	0	1	1	5	559	385	0	956		
	Arapahoe-Littleton	8,949	5	13,017	266	41	247	103	63	22,691		
	Douglas	1,288	1	4,070	97	22	159	136	20	5,793		
	Elbert	26	0	234	6	1	27	13	0	307		
	Lincoln	6	0	48	0	0	8	20	1	83		
Total	10,274	6	17,370	370	69	1,000	657	84	29,830			
19	Weld	1,575	6	5,902	65	85	525	319	22	8,499		
20	Boulder	870	6	2,990	86	29	197	153	3	4,334		
	Boulder-Longmont	165	0	1,138	29	18	96	87	3	1,536		
	Total	1,035	6	4,128	115	47	293	240	6	5,870		
21	Mesa	919	4	3,523	59	11	221	444	27	5,208		
22	Dolores	0	0	18	0	0	12	0	0	30		
	Montezuma	63	0	406	5	2	92	40	2	610		
	Total	63	0	424	5	2	104	40	2	640		
State Total		37,540	60	91,937	1,525	709	5,972	6,685	440	144,868		
Percent of State Total		26%	0.04%	63%	1%	0.49%	4%	5%	0.30%	100%		

**Table 30:
County Court Misdemeanor Filings by Case Type
Fiscal Year 2015**

District	Court Location	Animal		Arson	Assault	Bail Violation	Child Abuse	Criminal Mischief	Cruelty to Animals	Curfew Violation
		Alcohol Violation	Alcohol Violation							
1	Gilpin	17	30	0	14	0	2	4	0	0
	Jefferson	219	220	2	185	4	248	96	14	137
	<i>Total</i>	236	250	2	199	4	250	100	14	137
3	Huerfano	4	6	0	8	5	4	2	0	0
	Las Animas	18	2	0	22	0	7	25	1	0
	<i>Total</i>	22	8	0	30	5	11	27	1	0
4	El Paso	158	146	9	518	0	259	220	215	21
	Teller	5	42	1	53	0	11	16	1	0
	<i>Total</i>	163	188	10	571	0	270	236	216	21
5	Clear Creek	12	20	0	28	0	2	7	0	0
	Eagle	36	14	0	47	2	11	30	0	0
	Eagle-Basalt	0	1	0	5	0	1	4	2	0
	Lake	3	32	2	10	2	3	12	0	0
	Summit	57	18	0	34	15	10	12	2	0
<i>Total</i>	108	85	2	124	19	27	65	4	0	
6	Archuleta	10	28	0	6	5	1	6	1	0
	La Plata	19	73	0	62	129	22	26	1	0
	San Juan	3	3	0	0	0	0	1	0	0
	<i>Total</i>	32	104	0	68	134	23	33	2	0
7	Delta	18	6	1	28	5	14	7	1	0
	Gunnison	19	23	0	19	32	4	12	1	0
	Hinsdale	0	0	0	0	0	0	0	0	0
	Montrose	7	37	0	34	5	31	11	0	0
	Montrose-Nucla	0	2	0	3	0	2	0	1	0
	Ouray	3	0	0	11	1	0	2	0	0
	San Miguel	2	14	0	9	3	4	2	0	0
<i>Total</i>	49	82	1	104	46	55	34	3	0	
8	Jackson	0	0	0	4	1	1	0	0	0
	Larimer	198	85	4	202	15	60	102	1	0
	Larimer-Loveland	121	68	1	70	9	32	41	0	0
	<i>Total</i>	319	153	5	276	25	93	143	1	0
9	Garfield	57	19	0	27	0	3	10	1	0
	Garfield-Rifle	46	75	0	9	0	7	7	4	0
	Pitkin	8	6	0	17	3	3	2	0	0
	Rio Blanco-Meeker	8	2	0	6	0	3	7	0	0
	Rio Blanco-Rangely	17	0	0	1	0	0	3	0	0
<i>Total</i>	136	102	0	60	3	16	29	5	0	
10	Pueblo	73	157	0	136	4	69	33	19	12
11	Chaffee	30	7	0	19	4	3	13	0	0
	Custer	1	2	0	7	0	0	1	0	0
	Fremont	23	48	0	63	0	13	21	7	1
	Park	10	27	1	11	2	3	1	0	0
<i>Total</i>	64	84	1	100	6	19	36	7	1	

**Table 30:
County Court Misdemeanor Filings by Case Type
Fiscal Year 2015**

District	Court Location	Domestic		Fare				Habitual		
		Violence	Drugs	Escape	Evasion	Forgery	Fraud	Gambling	Traffic	Harassment
1	Gilpin	71	10	0	0	15	76	189	34	24
	Jefferson	1,391	448	39	0	3	8	0	385	109
	Total	1,462	458	39	0	18	84	189	419	133
3	Huerfano	54	13	1	0	0	1	0	11	5
	Las Animas	77	13	0	0	0	7	0	13	21
	Total	131	26	1	0	0	8	0	24	26
4	El Paso	2,498	668	14	0	2	62	0	237	276
	Teller	56	29	1	0	0	0	45	0	57
	Total	2,554	697	15	0	2	62	45	237	333
5	Clear Creek	12	19	0	0	0	0	0	8	22
	Eagle	137	75	0	0	0	0	0	16	34
	Eagle-Basalt	6	4	0	0	0	0	0	0	4
	Lake	56	12	0	0	0	0	0	0	14
	Summit	120	28	0	0	0	0	0	2	23
Total	331	138	0	0	0	0	0	26	97	
6	Archuleta	34	5	0	0	0	0	0	3	5
	La Plata	168	26	0	0	0	0	3	2	41
	San Juan	0	0	0	0	0	0	0	0	1
	Total	202	31	0	0	0	0	3	5	47
7	Delta	76	15	1	0	0	3	0	27	13
	Gunnison	61	12	0	0	0	0	0	3	18
	Hinsdale	1	0	0	0	0	0	0	0	0
	Montrose	191	31	2	0	4	1	0	33	7
	Montrose-Nucla	3	0	0	0	0	0	0	1	4
	Ouray	17	10	0	0	0	0	0	3	9
	San Miguel	31	0	0	0	0	0	0	2	15
Total	380	68	3	0	4	4	0	69	66	
8	Jackson	2	0	0	0	0	0	0	0	0
	Larimer	565	206	3	0	6	3	0	99	150
	Larimer-Loveland	326	150	1	0	0	5	0	103	70
	Total	893	356	4	0	6	8	0	202	220
9	Garfield	94	34	0	0	0	0	0	22	25
	Garfield-Rifle	147	23	0	0	0	1	0	19	20
	Pitkin	25	2	0	0	1	0	0	0	14
	Rio Blanco-Meeker	8	1	0	0	0	0	0	0	9
	Rio Blanco-Rangely	13	19	0	0	0	0	0	0	2
Total	287	79	0	0	1	1	0	41	70	
10	Pueblo	767	65	5	0	2	2	0	101	26
11	Chaffee	58	12	0	0	0	4	0	4	16
	Custer	9	3	0	0	0	2	0	0	4
	Fremont	150	38	0	0	0	5	0	1	45
	Park	34	14	0	0	0	0	0	10	5
	Total	251	67	0	0	0	11	0	15	70

**Table 30:
County Court Misdemeanor Filings by Case Type
Fiscal Year 2015**

District	Court Location	Municipal Appeal (Court Not of					Protection	Public	Public Peace and Order
		Menacing	Record)	Other	Perjury	Prostitution	Order	Indecency	
1	Gilpin	0	0	69	0	0	68	1	0
	Jefferson	8	0	342	0	0	418	9	113
	<i>Total</i>	8	0	411	0	0	486	10	113
3	Huerfano	3	0	16	0	0	29	0	7
	Las Animas	9	0	10	0	0	46	0	59
	<i>Total</i>	12	0	26	0	0	75	0	66
4	El Paso	51	0	571	1	47	146	23	329
	Teller	8	0	45	0	0	37	1	0
	<i>Total</i>	59	0	616	1	47	183	24	329
5	Clear Creek	1	0	18	0	0	29	0	3
	Eagle	4	0	47	0	1	62	1	12
	Eagle-Basalt	0	0	7	0	0	8	0	0
	Lake	0	0	32	0	0	27	0	6
	Summit	4	0	42	0	0	67	1	23
<i>Total</i>	9	0	146	0	1	193	2	44	
6	Archuleta	0	0	7	0	0	25	0	0
	La Plata	1	0	91	0	0	79	0	9
	San Juan	0	0	5	0	0	1	0	0
	<i>Total</i>	1	0	103	0	0	105	0	9
7	Delta	0	0	38	0	0	71	0	3
	Gunnison	0	0	9	0	0	71	0	25
	Hinsdale	0	0	13	0	0	2	0	0
	Montrose	4	0	25	0	0	169	3	10
	Montrose-Nucla	0	0	1	0	0	8	0	1
	Ouray	1	0	8	0	0	13	0	1
	San Miguel	2	0	29	0	0	23	0	0
<i>Total</i>	7	0	123	0	0	357	3	40	
8	Jackson	0	0	2	0	0	3	0	3
	Larimer	10	0	209	0	28	179	12	283
	Larimer-Loveland	7	0	155	0	0	152	4	59
	<i>Total</i>	17	0	366	0	28	334	16	345
9	Garfield	3	0	20	0	1	67	3	22
	Garfield-Rifle	1	0	26	0	0	50	0	9
	Pitkin	0	0	40	0	0	28	1	0
	Rio Blanco-Meeker	2	0	9	0	0	5	0	0
	Rio Blanco-Rangely	0	0	3	0	0	16	0	8
<i>Total</i>	6	0	98	0	1	166	4	39	
10	Pueblo	8	0	77	4	0	578	3	20
11	Chaffee	9	0	192	0	0	45	0	27
	Custer	2	0	12	0	0	8	0	0
	Fremont	9	0	73	0	0	98	3	20
	Park	3	0	14	0	0	20	0	6
	<i>Total</i>	23	0	291	0	0	171	3	53

**Table 30:
County Court Misdemeanor Filings by Case Type
Fiscal Year 2015**

District	Court Location	Under Age						Total
		Sex Offenses	Theft	Trespass	Alcohol Offense	Weapon	Wildlife	
1	Gilpin	3	33	30	0	2	3	695
	Jefferson	73	1,098	81	268	78	95	6,091
	Total	76	1,131	111	268	80	98	6,786
3	Huerfano	0	6	12	0	1	5	193
	Las Animas	2	115	13	42	4	30	536
	Total	2	121	25	42	5	35	729
4	El Paso	87	1,191	270	307	136	71	8,533
	Teller	1	29	15	7	8	7	475
	Total	88	1,220	285	314	144	78	9,008
5	Clear Creek	0	12	9	1	4	49	256
	Eagle	6	28	25	47	8	8	651
	Eagle-Basalt	0	3	4	9	1	0	59
	Lake	1	17	20	0	3	5	257
	Summit	3	70	26	15	6	2	580
	Total	10	130	84	72	22	64	1,803
6	Archuleta	0	12	5	4	4	15	176
	La Plata	1	56	18	6	6	18	857
	San Juan	0	0	0	0	0	1	15
	Total	1	68	23	10	10	34	1,048
7	Delta	3	40	4	10	5	12	401
	Gunnison	4	19	15	16	4	21	388
	Hinsdale	0	0	2	0	0	3	21
	Montrose	3	23	14	39	11	5	700
	Montrose-Nucla	0	3	1	4	1	2	37
	Ouray	1	4	1	12	0	23	120
	San Miguel	0	8	12	14	1	4	175
	Total	11	97	49	95	22	70	1,842
8	Jackson	0	1	1	2	0	8	28
	Larimer	48	555	193	273	42	22	3,553
	Larimer-Loveland	6	262	41	63	25	100	1,871
	Total	54	818	235	338	67	130	5,452
9	Garfield	4	20	19	40	10	9	510
	Garfield-Rifle	1	26	11	41	6	44	573
	Pitkin	1	13	6	116	3	0	289
	Rio Blanco-Meeker	0	2	5	0	0	16	83
	Rio Blanco-Rangely	1	4	4	22	3	0	116
	Total	7	65	45	219	22	69	1,571
10	Pueblo	32	227	32	172	19	122	2,765
11	Chaffee	1	28	5	39	5	12	533
	Custer	0	4	1	8	0	6	70
	Fremont	9	104	20	27	14	24	816
	Park	0	6	8	2	6	63	246
	Total	10	142	34	76	25	105	1,665

**Table 30:
County Court Misdemeanor Filings by Case Type
Fiscal Year 2015**

District	Court Location	Cruelty								
		Alcohol	Animal Violation	Arson	Assault	Bail Violation	Child Abuse	Criminal Mischief	to Animals	Curfew Violation
12	Alamosa	7	10	2	18	0	21	5	0	0
	Conejos	2	2	0	15	0	2	6	0	0
	Costilla	1	3	0	10	0	2	1	1	0
	Mineral	0	0	0	0	0	0	0	0	0
	Rio Grande	4	3	0	22	0	6	1	2	0
	Saguache	0	7	0	6	0	2	5	1	0
	Total	14	25	2	71	0	33	18	4	0
13	Kit Carson	17	3	10	9	6	0	1	1	0
	Logan	3	3	0	13	2	38	6	0	0
	Morgan	37	16	1	16	1	10	7	0	0
	Phillips	0	0	0	4	0	1	1	0	0
	Sedgwick	1	1	0	0	0	6	2	0	0
	Washington	5	1	0	2	0	1	1	1	0
	Yuma	0	2	0	6	0	4	4	1	0
Total	63	26	11	50	9	60	22	3	0	
14	Grand	9	8	0	10	3	2	5	0	0
	Moffat	5	2	1	22	2	10	4	1	0
	Routt	40	19	0	23	1	8	10	0	0
	Total	54	29	1	55	6	20	19	1	0
15	Baca	4	1	0	5	0	4	1	1	0
	Cheyenne	0	0	0	1	0	0	1	0	0
	Kiowa	1	3	0	0	0	1	3	0	0
	Prowers	13	8	0	11	0	9	9	0	0
	Total	18	12	0	17	0	14	14	1	0
16	Bent	6	11	0	5	0	3	3	0	0
	Crowley	1	2	0	8	0	0	5	0	0
	Otero	25	29	1	25	0	4	7	1	0
	Total	32	42	1	38	0	7	15	1	0
17	Adams	322	117	2	170	1	278	75	6	4
	Broomfield	55	134	0	25	0	16	27	0	22
	Total	377	251	2	195	1	294	102	6	26
18	Arapahoe	415	80	2	157	1	232	48	7	64
	Douglas	47	105	1	106	4	96	32	4	25
	Elbert	7	13	2	8	1	7	7	1	0
	Lincoln	8	0	0	7	4	5	3	0	0
	Total	477	198	5	278	10	340	90	12	89
19	Weld	211	56	2	184	0	83	62	2	0
20	Boulder	129	26	4	119	7	41	64	1	0
	Boulder-Longmont	14	10	1	36	8	30	20	1	0
	Total	143	36	5	155	15	71	84	2	0
21	Mesa	105	242	1	148	19	59	65	1	0
22	Dolores	2	3	0	2	0	2	2	0	0
	Montezuma	36	14	0	38	65	13	28	0	0
	Total	38	17	0	40	65	15	30	0	0
State Total		2,734	2,147	51	2,899	371	1,829	1,257	305	286
Percent of State Total		4%	3%	0.08%	5%	1%	3%	2%	0%	0.46%

**Table 30:
County Court Misdemeanor Filings by Case Type
Fiscal Year 2015**

District	Court Location	Case Type								
		Domestic Violence	Drugs	Escape	Fare Evasion	Forgery	Fraud	Gambling	Habitual Traffic	Harassment
12	Alamosa	102	27	1	0	1	40	0	28	6
	Conejos	32	10	1	0	1	9	0	10	13
	Costilla	11	8	1	0	1	4	0	4	5
	Mineral	1	1	0	0	0	0	0	1	0
	Rio Grande	44	13	0	0	0	37	0	14	14
	Saguache	16	6	0	0	0	3	0	3	12
	Total	206	65	3	0	3	93	0	60	50
13	Kit Carson	29	4	0	0	0	3	0	1	3
	Logan	90	21	0	0	0	0	0	12	9
	Morgan	96	23	1	0	0	4	0	30	6
	Phillips	19	1	0	0	1	0	0	2	4
	Sedgwick	10	1	0	0	0	3	0	0	4
	Washington	14	5	0	0	0	1	0	2	4
	Yuma	26	1	0	0	0	1	0	2	2
Total	284	56	1	0	1	12	0	49	32	
14	Grand	40	3	0	0	0	1	0	0	7
	Moffat	45	20	1	0	0	0	0	4	14
	Routt	73	55	0	0	0	1	0	3	24
	Total	158	78	1	0	0	2	0	7	45
15	Baca	14	2	0	0	0	2	0	3	2
	Cheyenne	2	1	0	0	0	0	0	3	1
	Kiowa	2	11	0	0	0	1	0	2	4
	Prowers	82	20	0	0	0	10	0	19	19
	Total	100	34	0	0	0	13	0	27	26
16	Bent	49	2	0	0	0	0	0	2	10
	Crowley	17	1	0	0	0	0	0	1	2
	Otero	109	47	1	0	0	4	0	26	21
	Total	175	50	1	0	0	4	0	29	33
17	Adams	1,238	468	1	0	1	7	0	685	84
	Broomfield	125	147	0	0	1	0	0	42	30
	Total	1,363	615	1	0	2	7	0	727	114
18	Arapahoe	659	296	13	0	3	6	0	458	74
	Douglas	466	101	1	0	2	0	0	53	63
	Elbert	47	28	0	0	0	0	0	8	9
	Lincoln	19	11	1	0	0	3	0	3	1
	Total	1,191	436	15	0	5	9	0	522	147
19	Weld	901	240	46	0	2	0	0	396	85
20	Boulder	390	78	25	0	2	3	0	51	91
	Boulder-Longmont	210	47	2	0	0	1	0	34	43
	Total	600	125	27	0	2	4	0	85	134
21	Mesa	564	226	3	0	0	2	0	85	73
22	Dolores	1	1	0	0	0	0	0	0	3
	Montezuma	96	31	0	0	1	2	0	11	8
	Total	97	32	0	0	1	2	0	11	11
State Total		12,897	3,942	165	0	49	328	237	3,137	1,838
Percent of State Total		21%	6%	0.27%	0.00%	0.08%	1%	0.38%	5%	3%

**Table 30:
County Court Misdemeanor Filings by Case Type
Fiscal Year 2015**

District	Court Location	Municipal Appeal (Court Not of					Protection	Public	Public
		Menacing	Record)	Other	Perjury	Prostitution	Order Violation	Indecency	Peace and Order
12	Alamosa	2	0	31	0	0	61	0	0
	Conejos	3	0	12	0	0	17	0	4
	Costilla	1	0	18	0	0	8	0	3
	Mineral	0	0	0	0	0	0	0	0
	Rio Grande	5	0	10	0	0	26	0	8
	Saguache	0	0	4	0	0	9	0	5
	<i>Total</i>	<i>11</i>	<i>0</i>	<i>75</i>	<i>0</i>	<i>0</i>	<i>121</i>	<i>0</i>	<i>20</i>
13	Kit Carson	2	0	6	0	0	24	0	0
	Logan	3	0	20	0	1	92	0	7
	Morgan	3	0	224	0	0	71	2	10
	Phillips	0	0	0	0	0	9	0	0
	Sedgwick	0	0	2	0	0	5	0	0
	Washington	0	0	6	0	0	12	0	1
	Yuma	0	0	6	0	0	14	0	0
	<i>Total</i>	<i>8</i>	<i>0</i>	<i>264</i>	<i>0</i>	<i>1</i>	<i>227</i>	<i>2</i>	<i>18</i>
14	Grand	1	0	18	0	0	41	0	4
	Moffat	1	0	18	0	0	84	0	7
	Routt	1	0	32	0	0	73	0	8
	<i>Total</i>	<i>3</i>	<i>0</i>	<i>68</i>	<i>0</i>	<i>0</i>	<i>198</i>	<i>0</i>	<i>19</i>
15	Baca	0	0	0	0	0	5	0	5
	Cheyenne	0	0	2	0	0	2	0	0
	Kiowa	1	0	0	0	0	5	0	0
	Prowers	1	0	5	0	0	63	1	42
	<i>Total</i>	<i>2</i>	<i>0</i>	<i>7</i>	<i>0</i>	<i>0</i>	<i>75</i>	<i>1</i>	<i>47</i>
16	Bent	1	0	11	0	0	39	0	0
	Crowley	0	0	7	0	0	4	0	0
	Otero	1	0	11	0	0	107	0	24
	<i>Total</i>	<i>2</i>	<i>0</i>	<i>29</i>	<i>0</i>	<i>0</i>	<i>150</i>	<i>0</i>	<i>24</i>
17	Adams	13	0	474	0	5	797	55	263
	Broomfield	4	0	282	0	2	78	0	7
	<i>Total</i>	<i>17</i>	<i>0</i>	<i>756</i>	<i>0</i>	<i>7</i>	<i>875</i>	<i>55</i>	<i>270</i>
18	Arapahoe	7	0	279	0	6	756	33	54
	Douglas	6	0	236	0	4	336	6	44
	Elbert	1	0	8	0	0	40	0	0
	Lincoln	0	0	9	0	0	16	0	3
	<i>Total</i>	<i>14</i>	<i>0</i>	<i>532</i>	<i>0</i>	<i>10</i>	<i>1,148</i>	<i>39</i>	<i>101</i>
19	Weld	15	0	179	0	9	368	3	29
20	Boulder	17	0	144	0	0	180	2	122
	Boulder-Longmont	6	0	56	0	1	128	2	27
	<i>Total</i>	<i>23</i>	<i>0</i>	<i>200</i>	<i>0</i>	<i>1</i>	<i>308</i>	<i>4</i>	<i>149</i>
21	Mesa	13	0	228	0	13	391	5	92
22	Dolores	0	0	4	0	0	6	0	3
	Montezuma	4	0	28	0	1	168	0	17
	<i>Total</i>	<i>4</i>	<i>0</i>	<i>32</i>	<i>0</i>	<i>1</i>	<i>174</i>	<i>0</i>	<i>20</i>
State Total		262	0	4,627	5	119	6,683	174	1,847
Percent of State Total		0.42%	0.000%	7%	0.01%	0.19%	11%	0.28%	3%

**Table 30:
County Court Misdemeanor Filings by Case Type
Fiscal Year 2015**

District	Court Location	Sex Offenses	Under Age				Wildlife	Total
			Theft	Trespass	Alcohol Offense	Weapon		
12	Alamosa	1	32	11	18	4	0	428
	Conejos	0	8	4	1	2	4	158
	Costilla	0	1	4	0	1	5	93
	Mineral	0	0	0	0	0	4	7
	Rio Grande	1	25	8	4	5	7	259
	Saguache	1	5	3	2	1	9	100
	Total	3	71	30	25	13	29	1,045
13	Kit Carson	1	6	1	9	2	0	138
	Logan	7	19	14	33	3	7	403
	Morgan	2	20	12	12	6	29	639
	Phillips	0	3	4	4	0	2	55
	Sedgwick	0	1	2	0	1	2	41
	Washington	0	4	0	4	1	3	68
	Yuma	0	2	6	4	0	6	87
Total	10	55	39	66	13	49	1,431	
14	Grand	0	15	4	11	3	39	224
	Moffat	1	25	14	10	7	9	307
	Routt	1	27	9	121	13	34	576
	Total	2	67	27	142	23	82	1,107
15	Baca	0	2	1	2	0	7	61
	Cheyenne	0	2	1	0	0	0	16
	Kiowa	0	1	0	2	0	0	37
	Prowers	0	71	18	27	4	3	435
	Total	0	76	20	31	4	10	549
16	Bent	1	7	2	6	2	7	167
	Crowley	1	9	1	0	0	1	60
	Otero	6	58	16	43	3	3	572
	Total	8	74	19	49	5	11	799
17	Adams	72	247	154	114	52	7	5,712
	Broomfield	4	380	58	87	10	0	1,536
	Total	76	627	212	201	62	7	7,248
18	Arapahoe	35	267	51	267	54	131	4,455
	Douglas	14	214	49	201	40	76	2,332
	Elbert	0	5	3	11	6	1	213
	Lincoln	2	7	0	4	2	3	111
	Total	51	493	103	483	102	211	7,111
19	Weld	26	239	59	150	43	49	3,439
20	Boulder	36	415	60	122	24	5	2,158
	Boulder-Longmont	8	58	21	60	4	9	837
	Total	44	473	81	182	28	14	2,995
21	Mesa	14	223	57	339	44	63	3,075
22	Dolores	0	2	1	5	3	0	40
	Montezuma	3	34	6	5	6	8	623
	Total	3	36	7	10	9	8	663
State Total		528	6,453	1,577	3,284	762	1,338	62,131
Percent of State Total		1%	10%	3%	5%	1%	2%	100%

**Table 31:
County Court Small Claims Filings by Case Type
Fiscal Year 2015**

District	Court Location	Breach of		Landlord			Total
		Contract	Covenant	Tenant	Money	Other	
1	Gilpin	0	0	1	8	0	9
	Jefferson	63	6	138	610	2	819
	<i>Total</i>	63	6	139	618	2	828
3	Huerfano	0	0	0	6	2	8
	Las Animas	0	0	0	41	0	41
	<i>Total</i>	0	0	0	47	2	49
4	El Paso	0	0	51	1,047	1	1,099
	Teller	2	0	4	25	0	31
	<i>Total</i>	2	0	55	1,072	1	1,130
5	Clear Creek	0	0	0	11	0	11
	Eagle	0	0	1	122	2	125
	Eagle-Basalt	0	0	1	30	0	31
	Lake	0	0	0	11	0	11
	Summit	0	0	0	99	0	99
	<i>Total</i>	0	0	2	273	2	277
6	Archuleta	0	0	0	32	0	32
	La Plata	1	0	4	92	1	98
	San Juan	0	0	0	4	0	4
	<i>Total</i>	1	0	4	128	1	134
7	Delta	1	0	3	54	0	58
	Gunnison	1	0	3	19	0	23
	Hinsdale	0	0	0	5	0	5
	Montrose	2	1	13	52	1	69
	Montrose-Nucla	0	0	0	1	0	1
	Ouray	0	1	1	8	0	10
	San Miguel	0	0	6	14	0	20
<i>Total</i>	4	2	26	153	1	186	
8	Jackson	0	0	0	4	0	4
	Larimer	57	1	83	291	16	448
	Larimer-Loveland	0	0	0	0	0	0
	<i>Total</i>	57	1	83	295	16	452
9	Garfield	5	1	23	36	17	82
	Garfield-Rifle	0	0	1	44	0	45
	Pitkin	0	0	11	38	0	49
	Rio Blanco-Meeker	0	0	0	16	0	16
	Rio Blanco-Rangley	0	0	0	8	0	8
<i>Total</i>	5	1	35	142	17	200	
10	Pueblo	7	0	9	252	0	268
11	Chaffee	0	0	0	45	0	45
	Custer	0	0	2	10	0	12
	Fremont	0	0	0	80	1	81
	Park	5	0	2	11	3	21
	<i>Total</i>	5	0	4	146	4	159

**Table 31:
County Court Small Claims Filings by Case Type
Fiscal Year 2015**

District	Court Location	Breach of Contract		Landlord			Total
		Covenant	Tenant	Money	Other		
12	Alamosa	0	0	0	47	0	47
	Conejos	0	0	0	11	0	11
	Costilla	0	0	0	10	0	10
	Mineral	0	0	0	0	1	1
	Rio Grande	0	0	1	14	0	15
	Saguache	0	0	0	16	0	16
	Total		0	0	1	98	1
13	Kit Carson	0	0	0	16	0	16
	Logan	0	0	2	19	0	21
	Morgan	0	0	0	60	0	60
	Phillips	1	0	0	12	0	13
	Sedgwick	1	0	0	10	0	11
	Washington	0	0	1	6	0	7
	Yuma	0	0	0	21	0	21
Total		2	0	3	144	0	149
14	Grand	0	0	7	29	1	37
	Moffat	0	0	3	44	0	47
	Routt	1	0	0	47	0	48
	Total	1	0	10	120	1	132
15	Baca	0	0	0	18	0	18
	Cheyenne	0	0	0	2	0	2
	Kiowa	0	0	0	1	0	1
	Prowers	0	0	0	24	1	25
	Total	0	0	0	45	1	46
16	Bent	0	0	2	5	1	8
	Crowley	0	0	1	17	0	18
	Otero	0	0	1	38	1	40
	Total	0	0	4	60	2	66
17	Adams	8	0	40	560	3	611
	Broomfield	0	0	0	76	0	76
	Total	8	0	40	636	3	687
18	Arapahoe	0	0	0	0	0	0
	Arapahoe-Littleton	85	3	108	778	53	1,027
	Douglas	45	2	49	205	6	307
	Elbert	0	0	5	23	1	29
	Lincoln	0	0	0	14	0	14
Total	130	5	162	1,020	60	1,377	
19	Weld	0	0	0	437	0	437
20	Boulder	78	1	72	228	10	389
	Boulder-Longmont	0	0	0	0	0	0
	Total	78	1	72	228	10	389
21	Mesa	1	0	0	288	0	289
22	Dolores	0	0	0	2	0	2
	Montezuma	0	0	3	44	0	47
	Total	0	0	3	46	0	49
State Total		364	16	652	6,248	124	7,404
Percent of State Total		5%	0.22%	9%	84%	2%	100%

**Table 32:
County Court Traffic Filings by Case Type
Fiscal Year 2015**

District	Court Location	Driving Under Suspension, Revocation or Denial	Driving Under the Influence	Driving While Ability Impaired	Motor Vehicle	Municipal Appeal (Court Not of Record)	Total
1	Gilpin	204	108	4	269	0	585
	Jefferson	4,046	1,880	76	5,588	0	11,590
	Total	4,250	1,988	80	5,857	0	12,175
3	Huerfano	120	33	0	281	0	434
	Las Animas	186	97	7	473	1	764
	Total	306	130	7	754	1	1,198
4	El Paso	5,003	2,493	88	8,733	0	16,317
	Teller	241	170	17	355	0	783
	Total	5,244	2,663	105	9,088	0	17,100
5	Clear Creek	167	85	3	836	0	1,091
	Eagle	430	336	22	832	0	1,620
	Eagle-Basalt	33	25	1	34	0	93
	Lake	60	38	1	196	0	295
	Summit	303	358	20	656	0	1,337
	Total	993	842	47	2,554	0	4,436
6	Archuleta	99	72	1	179	0	351
	La Plata	305	373	24	987	0	1,689
	San Juan	0	2	0	20	0	22
	Total	404	447	25	1,186	0	2,062
7	Delta	217	109	10	350	0	686
	Gunnison	71	142	8	205	0	426
	Hinsdale	0	3	0	15	0	18
	Montrose	314	133	11	487	0	945
	Montrose-Nucla	8	4	0	12	0	24
	Ouray	47	35	6	119	0	207
	San Miguel	19	48	0	67	0	134
	Total	676	474	35	1,255	0	2,440
8	Jackson	7	9	0	26	0	42
	Larimer	1,140	915	33	1,732	0	3,820
	Larimer-Loveland	862	549	33	1,191	0	2,635
	Total	2,009	1,473	66	2,949	0	6,497
9	Garfield	286	223	15	747	0	1,271
	Garfield-Rifle	298	102	7	476	0	883
	Pitkin	100	103	0	182	0	385
	Rio Blanco-Meeker	18	17	2	139	1	177
	Rio Blanco-Rangely	24	22	3	64	0	113
	Total	726	467	27	1,608	1	2,829
10	Pueblo	1,454	531	11	1,655	0	3,651
11	Chaffee	0	88	15	261	0	364
	Custer	19	21	1	61	0	102
	Fremont	269	157	3	375	1	805
	Park	218	69	3	224	0	514
	Total	506	335	22	921	1	1,785

**Table 32:
County Court Traffic Filings by Case Type
Fiscal Year 2015**

District	Court Location	Driving Under Suspension, Revocation or Denial	Driving Under the Influence	Driving While Ability Impaired	Motor Vehicle	Municipal Appeal (Court Not of Record)	Total
12	Alamosa	303	154	15	310	0	782
	Conejos	103	25	1	116	0	245
	Costilla	72	32	4	157	0	265
	Mineral	38	7	0	122	0	167
	Rio Grande	201	47	0	236	0	484
	Saguache	45	14	1	122	0	182
	Total		762	279	21	1,063	0
13	Kit Carson	81	40	6	135	0	262
	Logan	193	88	5	317	1	604
	Morgan	273	128	10	533	0	944
	Phillips	11	7	0	36	0	54
	Sedgwick	18	10	0	71	0	99
	Washington	61	25	3	133	0	222
	Yuma	58	33	6	113	0	210
Total		695	331	30	1,338	1	2,395
14	Grand	70	122	3	241	0	436
	Moffat	89	83	2	207	0	381
	Routt	90	159	3	471	0	723
	Total		249	364	8	919	0
15	Baca	15	20	1	100	1	137
	Cheyenne	9	6	0	45	0	60
	Kiowa	29	15	1	90	0	135
	Prowers	166	61	3	622	0	852
	Total		219	102	5	857	1
16	Bent	63	50	0	80	0	193
	Crowley	28	12	3	45	0	88
	Otero	253	100	12	257	0	622
	Total		344	162	15	382	0
17	Adams	5,725	2,514	24	7,325	0	15,588
	Broomfield	784	176	4	6,510	0	7,474
	Total		6,509	2,690	28	13,835	0
18	Arapahoe	5,529	2,921	41	6,902	0	15,393
	Douglas	1,130	779	39	3,723	0	5,671
	Elbert	115	57	0	324	0	496
	Lincoln	68	28	1	288	0	385
	Total		6,842	3,785	81	11,237	0
19	Weld	2,872	1,123	55	3,795	0	7,845
20	Boulder	936	897	16	1,721	0	3,570
	Boulder-Longmont	400	285	6	586	0	1,277
	Total		1,336	1,182	22	2,307	0
21	Mesa	1,462	734	17	1,730	0	3,943
22	Dolores	23	6	0	29	0	58
	Montezuma	275	127	5	497	0	904
	Total		298	133	5	526	0
State Total		38,156	20,235	712	65,816	5	124,924
Percent of State Total		31%	16%	1%	53%	0.00%	100%



SECTION V: WATER COURT

COLORADO SUPREME COURT
COLORADO COURT

Water Court Judges

Division One

Greeley

James Hartmann, Jr.

Division Two

Pueblo

Larry C. Schwartz

Division Three

Alamosa

Pattie P. Swift

Division Four

Montrose

J. Steven Patrick

Division Five

Glenwood Springs

James B. Boyd

Division Six

Steamboat Springs

Michael A. O'Hara, III

Division Seven

Durango

Gregory G. Lyman

Water Court

The Water Right Determination and Administration Act of 1969 created seven water divisions based upon the drainage patterns of major rivers in Colorado: the South Platte, Arkansas, Rio Grande, Gunnison, Colorado, White and San Juan rivers. A division engineer appointed by the state engineer; a water judge appointed by the Colorado Supreme Court; a water referee appointed by the water judge; and a water clerk assigned by the district court staff each water division.

Water judges are district judges who have jurisdiction in the determination of water rights, the use and administration of water, and all other water matters within the jurisdiction of the water division. There are no jury trials in water courts, and all appeals are filed directly with the Colorado Supreme Court.

All water courts operate under a standard case definition approved by the Colorado Supreme Court in 1981. This made possible the establishment of water court filing standards, which have been reported annually by water divisions since July 1, 1981.

Specific information regarding each of the seven water divisions is available at <http://www.courts.state.co.us/Courts/Water/Index.cfm>.

**Table 33:
Water Court Filings, Claims, and Percent Change
Fiscal Year 2014 and Fiscal Year 2015**

Division	County		FY2014	FY2015	Percent Change
One	Weld County, Greeley	Filings	230	220	-4%
		Claims	1,207	1,215	1%
Two	Pueblo County, Pueblo	Filings	99	83	-16%
		Claims	492	365	-26%
Three	Alamosa County, Alamosa	Filings	43	53	23%
		Claims	136	122	-10%
Four	Montrose County, Montrose	Filings	175	162	-7%
		Claims	434	337	-22%
Five	Garfield County, Glenwood Springs	Filings	190	168	-12%
		Claims	767	773	1%
Six	Routt County, Steamboat Springs	Filings	72	83	15%
		Claims	151	220	46%
Seven	La Plata County, Durango	Filings	88	78	-11%
		Claims	220	160	-27%
State Total					
Filings			897	847	-6%
Claims			3,407	3,192	-6%



**SECTION VI:
OFFICE OF
DISPUTE
RESOLUTION**

COLORADO SUPREME COURT
COLORADO COURT OF APPEALS

The Office of Dispute Resolution

The Office of Dispute Resolution (ODR) was created by the Colorado Dispute Resolution Act in 1983. The ODR's mission is to establish or make available dispute resolution programs and related services throughout the state, as designated by the Chief Justice of Colorado's Supreme Court. The courts were encouraged to expand use of the Dispute Resolution Act by HJR 97-1020.

ODR assists the court in designing, implementing, and administering dispute resolution programs, including multi-door courthouse programs, which provide case screening to assist in matching cases to an appropriate dispute resolution process. ODR provides services, including mediation, parenting coordination/decision making, parenting plan facilitation, family group conferencing, and settlement conferences. ODR also manages the federal Access & Visitation Grant for the State of Colorado providing support and funding for dispute resolution programs targeting never-married parents with the goal of increasing parenting time.

In addition to providing services, ODR helps establish Colorado's dispute resolution policies; provides information to the public; collaborates with other individuals and organizations, including government agencies, state and local bar associations, community mediation centers, schools, private and public dispute resolution programs, and others to increase access to dispute resolution services; consults with state and local governments regarding the design, implementation, and administration of dispute resolution programs; and provides dispute resolution education and training.

ODR neutrals first began mediating cases in fiscal year 1985, with 54 domestic relations cases. In fiscal year 2015, an estimated 8,278 cases were reported from Colorado's 22 judicial districts. These cases included domestic relations, civil, criminal, juvenile, dependency and neglect, child support enforcement, county court, small claims, and probate. Mediation services constituted approximately 98 percent of ODR's services in fiscal year 2015. The remaining two percent of ODR's caseload included limited ADR services in select districts including Early Neutral Assessment, Parenting Coordination/Decision-Making and Parenting Plan Facilitation.

ODR receives a General Fund appropriation for administrative and program costs. Parties generally pay the mediator or neutral directly for services. ODR continues to provide reduced-fee services for qualifying indigent parties based on its General Fund appropriation and continued receipt of the Federal Access and Visitation Program grant funds. General information regarding the Office of Dispute Resolution is available at www.coloradoODR.org

**Table 34:
ADR Services by Case Type and Disposition Percentage for
FY2015**

Case Type	Cases completely or partially resolved	Cases not resolved ¹	Cases served left with proposal ²	Cases inappropriate for ADR	Cases ongoing	ADR referred, session not held ³	Total # of cases reported
Domestic - Initial Filings	2,485	781	269	41	115	247	3,938
Percentage	63.1%	19.8%	6.8%	1.0%	2.9%	6.3%	
Domestic - Modifications	1,106	762	167	25	42	83	2,185
Percentage	50.6%	34.9%	7.6%	1.1%	1.9%	3.8%	
Dependency & Neglect	255	47	32	1	18	22	375
Percentage	68.0%	12.5%	8.5%	0.3%	4.8%	5.9%	
Child Support Enforcement	245	41	11	1	8	117	423
Percentage	57.9%	9.7%	2.6%	0.2%	1.9%	27.7%	
Juvenile	83	44	2	2	1	20	152
Percentage	54.6%	28.9%	1.3%	1.3%	0.7%	13.2%	
District Civil	73	63	7	0	9	4	156
Percentage	46.8%	40.4%	4.5%	0.0%	5.8%	2.6%	
County Civil	272	117	45	1	12	75	522
Percentage	52.1%	22.4%	8.6%	0.2%	2.3%	14.4%	
Criminal	25	7	1	0	4	0	37
Percentage	67.6%	18.9%	2.7%	0.0%	10.8%	0.0%	
Probate	9	8	2	0	1	0	20
Percentage	45.0%	40.0%	10.0%	0.0%	5.0%	0.0%	
Collections	2	1	0	0	0	0	3
Percentage	66.7%	33.3%	0.0%	0.0%	0.0%	0.0%	
Small Claims	247	143	3	4	2	11	410
Percentage	60.2%	34.9%	0.7%	1.0%	0.5%	2.7%	
Restraining Orders	1	2	0	0	1	0	4
Percentage	25.0%	50.0%	0.0%	0.0%	25.0%	0.0%	
HOA	1	2	1	0	0	0	4
Percentage	25.0%		25.0%	0.0%	0.0%	0.0%	
Other	26	18	3	1	1	0	49
Percentage	53.1%		6.1%	2.0%	2.0%	0.0%	
Total Cases Reported	4,830	2,036	543	76	214	579	8,278
Percentage	58.3%	24.6%	6.6%	0.9%	2.6%	7.0%	

¹ No agreement was reached or award entered at time of service. The parties may or may not have settled subsequent to ADR service; this information is not available.

² Parties left with proposed agreement. Information is not available as to whether this agreement was finalized.

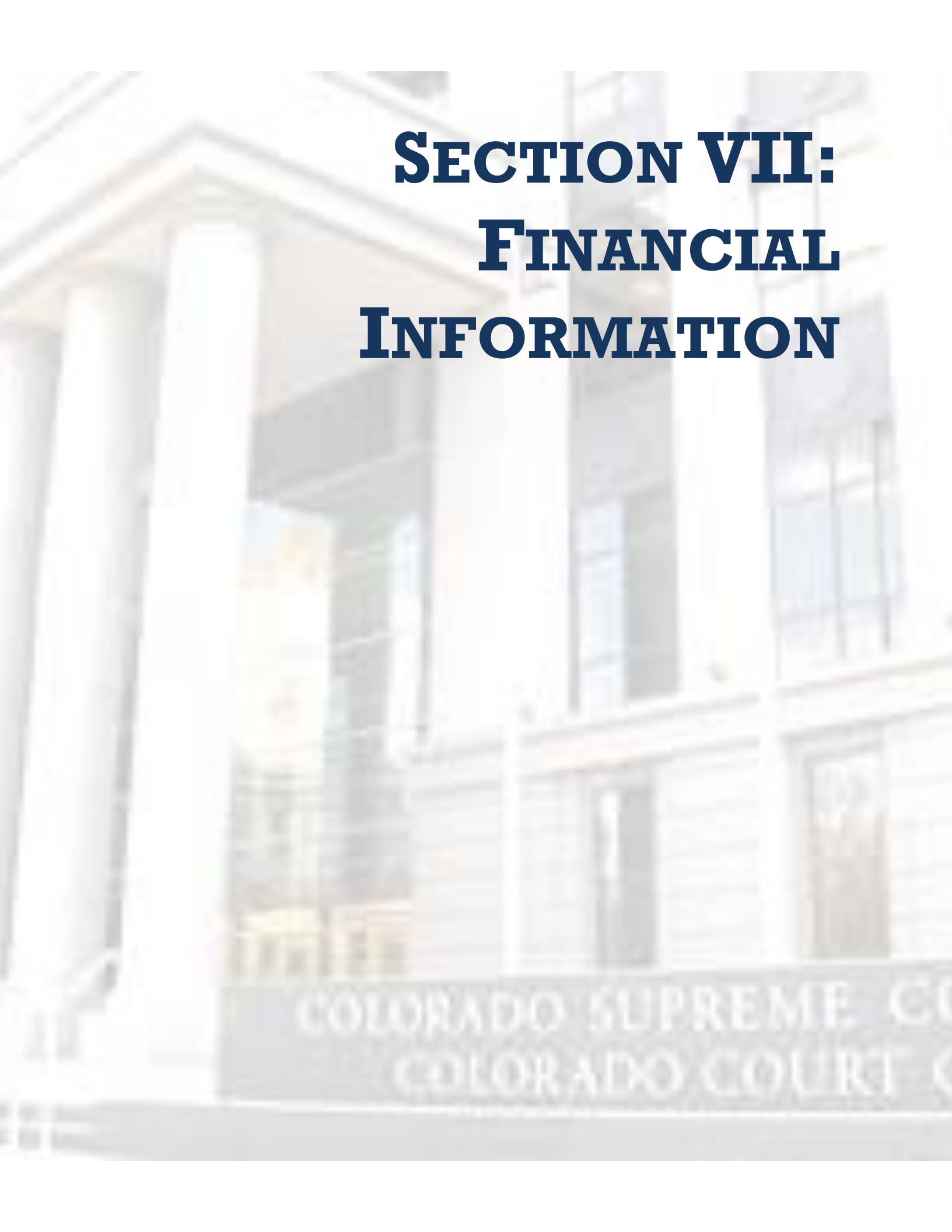
³ ADR session was not held for a variety of reasons, including settlement prior to ADR service, refusal by one party, decision to use another provider, and other.

**Table 35:
ADR Services Provided by District and Case Type
FY2015**

Judicial District	Domestic Relations - Initial Filing	Domestic Relations - Modification	Child Support Enforcement	D&N (EPP & Non-EPP)	Juvenile	District Civil	County Civil	Collections	Probate	Small Claims	Criminal (JD4 Only)	Restraining Orders	HOA	Other	Total Cases Served
1	215	203	0	0	11	18	11	0	3	1	0	0	1	2	465
2	233	190	50	142	85	19	13	0	5	0	0	0	0	4	741
3	18	4	0	0	0	2	0	0	0	0	0	0	0	0	24
4	1129	574	44	223	0	30	160	1	3	4	35	3	0	13	2219
5	30	18	1	0	0	0	11	1	0	0	1	0	0	0	62
6	1	2	1	0	1	0	0	0	0	2	0	0	0	0	7
7	6	7	0	0	1	3	22	0	0	0	1	0	0	0	40
8	215	109	10	1	10	12	3	0	0	0	0	0	0	0	360
9	40	23	7	0	0	1	0	0	0	0	0	0	0	0	71
10	388	83	1	0	0	18	8	0	4	0	0	0	0	0	502
11	140	19	1	0	0	3	10	0	0	0	0	0	0	0	173
12	2	5	0	0	0	0	0	0	0	0	0	0	0	0	7
13	88	26	0	0	0	0	0	0	0	0	0	0	0	0	114
14	20	22	2	0	1	0	0	0	0	0	0	0	0	0	45
15	2	2	0	0	0	0	0	0	0	0	0	0	0	0	4
16	18	3	0	3	0	0	0	0	0	0	0	0	0	0	24
17	75	141	44	1	10	4	1	0	0	0	0	0	0	0	276
18	731	415	218	3	11	26	269	0	5	403	0	1	0	2	2084
19	194	91	43	0	15	5	3	1	0	0	0	0	1	1	354
20	77	90	1	1	7	15	8	0	0	0	0	0	2	0	201
21	306	155	0	1	0	0	1	0	0	0	0	0	0	27	490
22	10	3	0	0	0	0	2	0	0	0	0	0	0	0	15
State Total	3938	2185	423	375	152	156	522	3	20	410	37	4	4	49	8278

**Table 36:
Mediation Services Provided by District and Case Type
FY2015**

Judicial District	Domestic Relations - Initial Filing	Domestic Relations - Modification	Child Support Enforcement	D&N (EPP & Non-EPP)	Juvenile	District Civil	County Civil	Collections	Probate	Small Claims	Criminal	Restraining Orders (JD4 only)	HOA	Other	Total Cases Served
1	188	203	0	0	11	18	11	0	3	1	0	0	1	2	438
2	215	134	50	142	82	19	13	0	5	0	0	0	0	4	664
3	18	4	0	0	0	2	0	0	0	0	0	0	0	0	24
4	1129	574	44	223	0	30	160	1	3	4	35	3	0	13	2219
5	30	18	1	0	0	0	11	1	0	0	1	0	0	0	62
6	1	2	1	0	1	0	0	0	0	2	0	0	0	0	7
7	6	7	0	0	1	3	22	0	0	0	1	0	0	0	40
8	215	109	10	1	10	12	3	0	0	0	0	0	0	0	360
9	40	23	7	0	0	1	0	0	0	0	0	0	0	0	71
10	388	83	1	0	0	18	8	0	4	0	0	0	0	0	502
11	140	19	1	0	0	3	10	0	0	0	0	0	0	0	173
12	2	5	0	0	0	0	0	0	0	0	0	0	0	0	7
13	88	26	0	0	0	0	0	0	0	0	0	0	0	0	114
14	20	22	2	0	1	0	0	0	0	0	0	0	0	0	45
15	2	2	0	0	0	0	0	0	0	0	0	0	0	0	4
16	17	3	0	3	0	0	0	0	0	0	0	0	0	0	23
17	60	137	44	1	10	4	1	0	0	0	0	0	0	0	257
18	731	415	218	3	11	26	269	0	5	403	0	1	0	2	2084
19	194	91	43	0	15	5	3	1	0	0	0	0	1	1	354
20	77	82	1	1	7	15	8	0	0	0	0	0	2	0	193
21	306	155	0	1	0	0	1	0	0	0	0	0	0	27	490
22	10	3	0	0	0	0	2	0	0	0	0	0	0	0	15
State Total	3877	2117	423	375	149	156	522	3	20	410	37	4	4	49	8146



SECTION VII: FINANCIAL INFORMATION

Financial Information

In Fiscal Year 2015, the Judicial Branch (Courts and Probation) had a budget of \$478.4 million (\$307.9 million in General Fund, \$135.3 million in cash funds, \$30.8 million reappropriated funds, and \$4.4 million federal funds) and 3,710.7 full-time equivalent staff. The increase over FY 2014 reflects \$5.9 million in statewide common policy adjustments; \$24.1 million in salary survey and merit adjustments; \$5.7 million for new staff, including judges and their support staff, language interpreters, self-represented litigant coordinators, family court facilitators, computer technicians, IT analysts, IT programmers, collections investigators, and HR and administrative analysts; \$6.9 million for special bill annualizations; \$7.5 million for the operation of the Ralph Carr Colorado Judicial Center; and \$3.9 million in other annualizations.

In Fiscal Year 2015, personnel costs of \$263.2 million comprised the largest portion of the budget. Benefits accounted for \$42.0 million, operating costs \$19.9 million, victims' compensation and assistance programs \$28.6 million, and \$21.7 million was appropriated to mandated/interpreter costs for court appointed counsel, jury, interpreter and court costs. The remaining amounts were appropriated in various areas including federal funds and grants, offender services and treatment, training, courthouse furnishings, leased space, and other miscellaneous items.

FY 2015 Courts and Probation Budget Appropriation

Personal Services (non-Judge)	\$	213,579,617	45.5%
Personal Services (Judge)	\$	49,632,855	10.6%
Benefits	\$	42,002,742	9.0%
Operating	\$	19,943,624	4.3%
Mandated Costs/Interpreter Costs	\$	21,709,067	4.6%
Victims Comp/Assistance	\$	28,550,000	6.1%
Offender Treatment and Services Funding	\$	46,588,070	9.9%
Federal Funds & Other Grants	\$	8,500,000	1.8%
Other	\$	38,735,304	8.3%
	\$	469,241,279	100%

The Judicial Branch's FY 2015 appropriation (including the Courts and Probation, Office of the State Public Defender, Office of the Alternate Defense Counsel, Office of the Child's Representative, Independent Ethics Commission and District Attorney Mandated Costs) represented 2.5% of the State of Colorado's total appropriated budget. The Courts and Probation's FY 2015 appropriation represented 1.9% of the State's total appropriated budget.

FY 2015 Final Appropriations

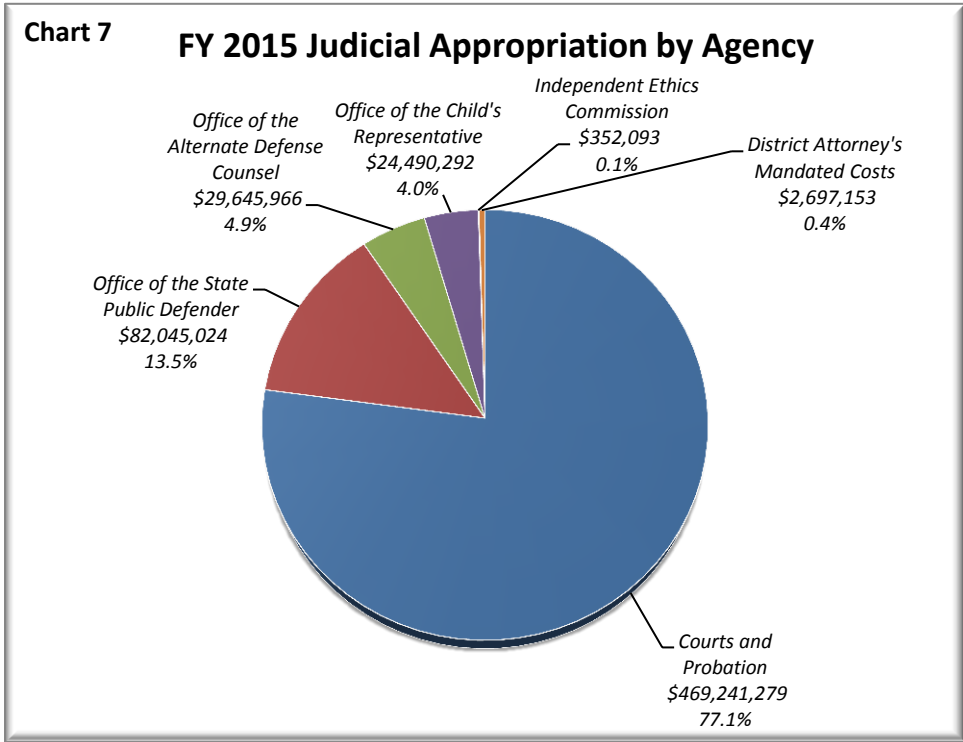
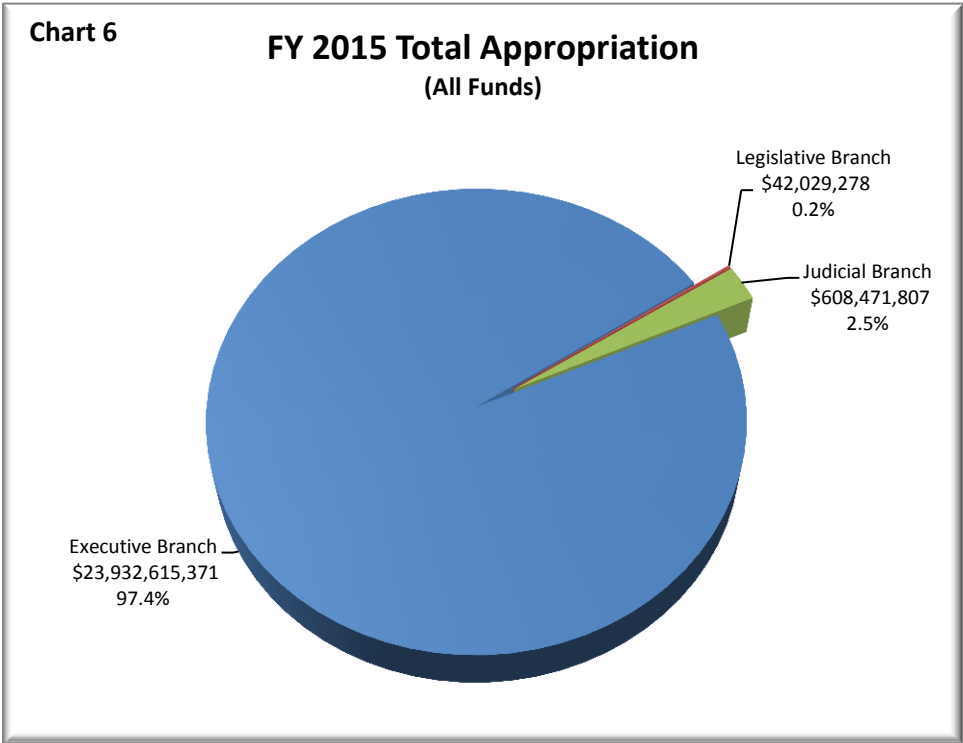


Chart 8 FY 2015 Judicial Appropriation Major Function

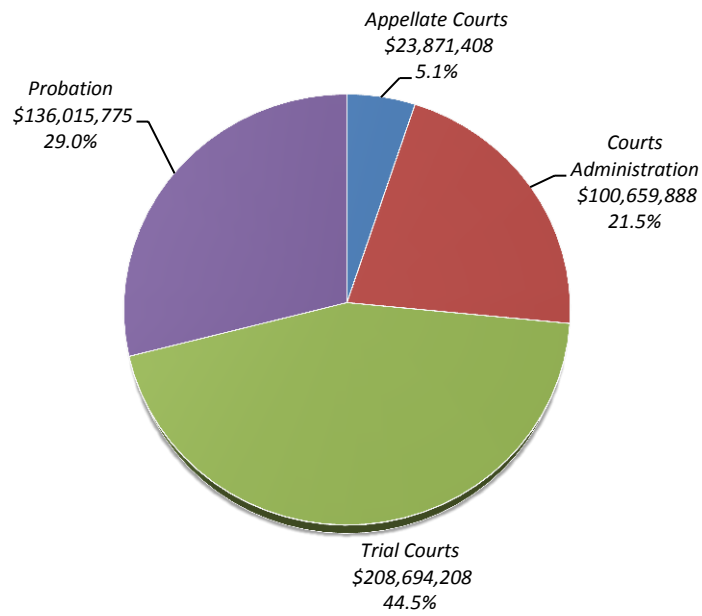
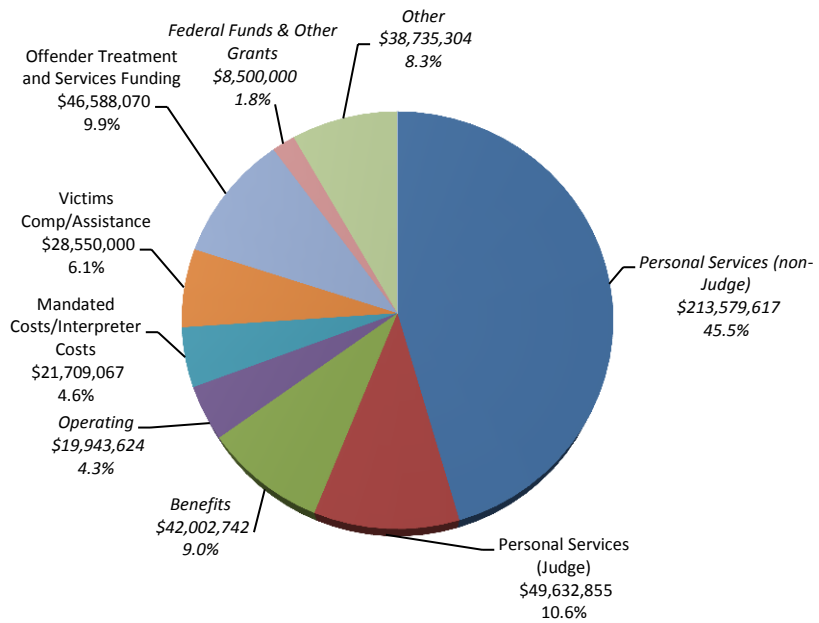


Chart 9 FY 2015 Judicial Appropriation by Major Cost Category



Collections / Revenue

In Fiscal Year 2014-15, the state courts throughout Colorado brought in \$200,116,131. Over fifty different statutory funds and purposes are supported by these revenues including the General Fund, Highway Users Trust Fund, Judicial Stabilization Fund, Correctional Treatment Cash Fund, Offender Services Fund, and many others. Of the total, approximately 26%, or \$51.8 million, went to crime victim related programs, \$28.5 million of which were recoveries of restitution.

Collection efforts are concentrated in Collections Investigator offices in the local courts and probation departments. Under this statewide program, the Judicial Branch has implemented a variety of proactive strategies and procedures. Examples include: investigating offenders' assets and earnings; establishing payment plans based on case financial circumstances, issuing garnishments and attachments; locating offenders who are attempting to avoid their obligations; intercepting state income tax refunds, lottery winnings, unclaimed property, and gambling winnings; suspending driver's licenses; and referring accounts to private collection agencies. In addition to the efforts of Collections Investigators, other system personnel also play key roles in the collection process including judges, clerks, probation officers, court administrators, district attorneys, and other criminal justice agencies.

Helping make victims whole through the recovery of restitution continues to be a major area of emphasis for the Colorado courts. Included in this annual report is a table that shows, by judicial district, restitution collections during Fiscal Year 2014-15, as well as totals assessed and amounts paid to-date toward those obligations for sentences the last five fiscal years.

Table 37

COLORADO JUDICIAL DEPARTMENT Collections / Revenue

CATEGORY	FY15 AMOUNT
GENERAL FUND	
Civil Action Tax and General Fund Civil Fees	\$ 312,008
Miscellaneous Criminal Costs, Forfeitures, and Related	\$ 1,647,702
Miscellaneous Fees/Revenue	\$ 182,982
Public Defender Fees	\$ 389,504
Seized Asset Forfeitures: 1% Statutory Share	\$ 7,462
Victims Assistance (General Fund Portion)	\$ 156,545
Subtotal	\$ 2,696,203
Percentage of Total	1.3%
HIGHWAY USERS TRUST FUND	
D.U.I. Fines (HUTF Portion)	\$ 2,271,212
Highway Construction Workers Safety Fund	\$ 91,902
Traffic Fines & Forfeits	\$ 9,142,119
Wildlife Crossing Zones Safety Account	\$ 7,189
Subtotal	\$ 11,512,422
Percentage of Total	5.8%
VICTIM RESTITUTION AND PROGRAM FUNDS	
Restitution (Reimbursements to Victims of Crime for Losses Incurred)	\$ 28,527,032
Victim Address Confidentiality Surcharges (for Department of Personnel & Admin)	\$ 131,117
Victim Assistance Surcharges* (for Local and State Victims Assistance Grant Programs)	\$ 14,882,851
Victim Compensation Costs* (for Local Victims Compensation Programs)	\$ 8,309,379
Subtotal	\$ 51,850,379
Percentage of Total	25.9%
OTHER SPECIAL PURPOSES AND FUNDS	
Adolescent Substance Abuse Surcharges (for Div. of Alcohol & Drug Abuse)	\$ 48,034
Alcohol Evaluation/Supervision Fees	\$ 4,196,394
Animal Cruelty Surcharges (for Dept. of Agriculture)	\$ 2,109
Child Abuse Investigation Surcharge (for Div. of Criminal Justice)	\$ 236,977
Collaborative Management Incentive Fund (for Dept. of Human Services; divorce fees; formerly "Family Stabilization")	\$ 2,805,919
Colorado Children's Trust Fund (for Dept. of Public Health and Environment)	\$ 364,124
Commercial Vehicle Enterprise Tax Fund (for Dept. of Revenue - Share of Excess Vehicle Wgt Penalties)	\$ 82,005
Correctional Treatment Cash Fund (for Various Criminal Justice Agencies)	\$ 4,579,603
Court Security Fund	\$ 2,245,180
Crimes Against At-Risk Persons Surcharge (for Dept. of Human Services)	\$ 14,917
Disabled Parking Education and Enforcement Fund (for Dept. of Revenue)	\$ 22,125
Discovery Sharing Surcharges (for Colorado District Attorneys Council)	\$ 22,765
Displaced Homemaker Fee (for Dept. of Labor and Employment)	\$ 107,153
Domestic Abuse Program Fund (for Dept. of Human Services)	\$ 156,698
Family Friendly Courts Surcharge	\$ 279,666
Family Violence Justice Fund	\$ 157,391
Felony and Misdemeanor Fines (Judicial Fines Collection Cash Fund)	\$ 1,396,068
Fines - Parks and Outdoor Recreation Fund	\$ 16,973
Fines - Wildlife Cash Fund	\$ 55,119
Illegal Alien - Bond Forfeitures (for Dept. of Corrections and County Jails)	\$ 22,675
Interstate Compact Probation Transfer Cash Fund	\$ 148,335
Judicial Information Technology Fund	\$ 14,618,471
Judicial Performance Fund	\$ 536,784
Judicial Stabilization Fund	\$ 31,897,456
Justice Center Fund	\$ 17,064,552
Juvenile Offender Fund (Youthful Offender Surcharge)	\$ 95
Law Enforcement Assistance Fund (for Dept. of Health and Environment, Transportation Safety, Human Services)	\$ 1,635,498
Misc. Cost Recoveries (Various Trial Court and Probation costs recovered, incl. court share of OJW)	\$ 2,906,347
Municipalities & Counties Share of Fees & Fines Collected, DMV's share of OJW	\$ 9,460,712
Offender ID Fund (for Dept. of Public Safety and Judicial Dept.)	\$ 1,066,397
Office of Dispute Resolution Fund	\$ 4,476
Persistent Drunk Driver Surcharge (for Dept. of Transportation, Revenue, Human Services)	\$ 1,996,211
Probation Supervision Fees (Judicial Offender Services Fund)	\$ 15,305,735
Prostitution Enforcement Fines (Prostitution Enf. Cash Fund - Dept. of Public Safety)	\$ 1,000
Restorative Justice Surcharge	\$ 881,787
Rural Alcohol and Substance Abuse Fund (for Dept. of Human Services)	\$ 116,635
Sex Offender Surcharge Fund (for Various Criminal Justice Agencies)	\$ 499,659
Supreme Court Committee Fund (Combined: Attorney Reg., CLE, Law Examiner Bd.)	\$ 11,879,283
Supreme Court Law Library Fund	\$ 542,633
Tax - Vital Statistics (for Dept. of Public Health and Environment)	\$ 75,237
Time Payment, Late Fees, Collection Costs (Judicial Collection Enhancement Fund)	\$ 5,512,249
Traumatic Brain Injury Surcharges (for Dept. of Human Services)	\$ 894,432
Useful Public Service Fees Collected (Judicial Operated Programs only)	\$ 201,248
Subtotal	\$ 134,057,127
Percentage of Total	67.0%
TOTAL ALL CATEGORIES	\$ 200,116,131

* Victim Assistance and Victim Comp. totals exclude Federal grant funds and restitution received in these funds.

Chart 5

Colorado Judicial Department			
Restitution Collections - Fiscal Year 2014-15			
District	County	Restitution Collected	District Total
1	Gilpin (Central City)	\$ 82,546	\$ 2,329,351
1	Jefferson (Golden)	\$ 2,246,805	
2	Denver (District)	\$ 4,249,895	\$ 4,362,030
2	Denver (Juvenile)	\$ 112,134	
3	Huerfano (Walsenburg)	\$ 11,027	\$ 82,015
3	Las Animas (Trinidad)	\$ 70,988	
4	El Paso (Colo. Springs)	\$ 3,889,352	\$ 3,993,407
4	Teller (Cripple Creek)	\$ 104,056	
5	Clear Creek (Georgetown)	\$ 39,279	\$ 539,429
5	Eagle	\$ 251,922	
5	Eagle (Basalt)	\$ 22,964	
5	Lake (Leadville)	\$ 74,285	
5	Summit (Breckenridge)	\$ 150,978	
6	Archuleta (Pagosa Springs)	\$ 101,763	\$ 498,227
6	La Plata (Durango)	\$ 393,976	
6	San Juan (Silverton)	\$ 2,488	
7	Delta	\$ 92,353	\$ 349,749
7	Gunnison	\$ 77,862	
7	Hinsdale (Lake City)	\$ 139	
7	Montrose	\$ 137,217	
7	Montrose County (Nucla)	\$ 1,825	
7	Ouray	\$ 12,208	
7	San Miguel (Telluride)	\$ 28,144	
8	Jackson (Walden)	\$ 9,114	\$ 2,553,228
8	Larimer (Ft. Collins)	\$ 2,464,631	
8	Larimer (Loveland)	\$ 79,483	
9	Garfield (Glenwood Springs)	\$ 164,298	\$ 299,801
9	Garfield (Rifle)	\$ 20,996	
9	Pitkin (Aspen)	\$ 84,704	
9	Rio Blanco (Meeker)	\$ 20,735	
9	Rio Blanco (Rangley)	\$ 9,067	
10	Pueblo	\$ 581,028	\$ 581,028
11	Chaffee (Salida)	\$ 127,442	\$ 499,434
11	Custer (Westcliffe)	\$ 16,440	
11	Fremont (Canon City)	\$ 269,337	
11	Park (Fairplay)	\$ 86,216	
12	Alamosa	\$ 106,430	\$ 246,419
12	Conejos	\$ 22,042	
12	Costilla (San Luis)	\$ 9,812	
12	Mineral (Creede)	\$ 1,032	
12	Rio Grande (Del Norte)	\$ 70,286	
12	Saguache	\$ 36,818	

Chart 5

Colorado Judicial Department			
Restitution Collections - Fiscal Year 2014-15			
District	County	Restitution Collected	District Total
13	Kit Carson (Burlington)	\$ 34,730	\$ 392,294
13	Logan (Sterling)	\$ 87,577	
13	Morgan (Ft. Morgan)	\$ 205,133	
13	Phillips (Holyoke)	\$ 14,935	
13	Sedgwick (Julesburg)	\$ 3,972	
13	Washington (Akron)	\$ 17,493	
13	Yuma (Wray)	\$ 28,454	
14	Grand (Hot Sulpher Springs)	\$ 81,873	\$ 372,254
14	Moffat (Craig)	\$ 171,917	
14	Routt (Steamboat)	\$ 118,464	
15	Baca (Springfield)	\$ 169,507	\$ 233,587
15	Cheyenne (Cheyenne Wells)	\$ 11,166	
15	Kiowa (Eads)	\$ 4,694	
15	Prowers (Lamar)	\$ 48,220	
16	Bent (Las Animas)	\$ 9,860	\$ 117,896
16	Crowley (Ordway)	\$ 7,487	
16	Otero (LaJunta)	\$ 100,549	
17	Adams (Brighton)	\$ 2,428,027	\$ 2,699,901
17	Broomfield County	\$ 271,874	
18	Arapahoe (District)	\$ 2,817,107	\$ 4,248,965
18	Arapahoe Cty (Aurora)	\$ 40,013	
18	Arapahoe Cty (Littleton)	\$ 27,861	
18	Douglas (Castle Rock)	\$ 1,265,528	
18	Elbert (Kiowa)	\$ 85,527	
18	Lincoln (Hugo)	\$ 12,928	
19	Weld (Greeley)	\$ 1,278,815	\$ 1,278,815
20	Boulder	\$ 1,728,528	\$ 1,824,781
20	Boulder - Longmont	\$ 96,253	
21	Mesa (Grand Junction)	\$ 923,554	\$ 923,554
22	Dolores (Dove Creek)	\$ 3,386	\$ 100,869
22	Montezuma (Cortez)	\$ 97,482	
Total			\$ 28,527,032

Chart B

COLORADO JUDICIAL DEPARTMENT RESTITUTION BY YEAR OF SENTENCE

SHOWING EACH YEAR'S ASSESSED TOTAL AND
AMOUNTS PAID AS OF SEPTEMBER 14, 2015
(excl. joint and several)

District	Restitution Assessed Group	FY2010-11 Sentences						FY2011-12 Sentences						FY2012-13 Sentences						
		Cases	Cases Paid-in-Full	% Paid-in-Full	REST. Assessed	REST. Paid as of 9/14/15	% Paid as of 9/14/15	Cases	Cases Paid-in-Full	% Paid-in-Full	REST. Assessed	REST. Paid as of 9/14/15	% Paid as of 9/14/15	Cases	Cases Paid-in-Full	% Paid-in-Full	REST. Assessed	REST. Paid as of 9/14/15	% Paid as of 9/14/15	
16	e. \$100,001 - \$1,000,000	1		0.0%	\$ 297,493	\$ 21,265	7.1%										\$ 137,836	\$ -	0.0%	
16	f. Over \$1,000,000																			0.0%
	District Total	107	37	34.6%	\$ 433,091	\$ 50,315	11.6%	106	45	42.5%	\$ 335,511	\$ 64,825	19.3%	91	35	38.5%	\$ 321,258	\$ 75,838	23.6%	
17	a. \$1,000 or less	531	350	65.9%	\$ 223,729	\$ 151,113	67.5%	585	393	67.2%	\$ 233,882	\$ 165,766	70.9%	567	325	57.3%	\$ 233,822	\$ 139,668	59.7%	
17	b. \$1,001 - \$5,000	319	171	53.6%	\$ 720,234	\$ 423,490	58.8%	313	158	50.5%	\$ 744,235	\$ 428,507	57.6%	325	134	41.2%	\$ 736,545	\$ 354,937	48.2%	
17	c. \$5,001 - \$25,000	116	38	32.8%	\$ 1,127,664	\$ 507,341	45.0%	115	26	22.6%	\$ 1,298,565	\$ 380,530	29.3%	110	18	16.4%	\$ 1,078,066	\$ 302,856	28.1%	
17	d. \$25,001 - \$100,000	23	3	13.0%	\$ 1,102,358	\$ 278,110	25.2%	14	2	14.3%	\$ 649,400	\$ 111,853	17.2%	13	1	7.7%	\$ 580,838	\$ 92,787	16.0%	
17	e. \$100,001 - \$1,000,000	4	1	25.0%	\$ 842,068	\$ 123,603	14.7%	7		0.0%	\$ 1,130,763	\$ 22,589	2.0%	9	1	11.1%	\$ 1,901,220	\$ 165,900	8.7%	
17	f. Over \$1,000,000	1		0.0%	\$ 1,305,418	\$ 193	0.0%							3		0.0%	\$ 4,101,939	\$ 32,641	0.8%	
	District Total	994	563	56.6%	\$ 5,321,472	\$ 1,483,849	27.9%	1,034	579	56.0%	\$ 4,056,844	\$ 1,109,246	27.3%	1,027	479	46.6%	\$ 8,632,431	\$ 1,088,788	12.6%	
18	a. \$1,000 or less	693	473	68.3%	\$ 239,177	\$ 160,786	67.2%	701	462	65.9%	\$ 247,490	\$ 164,774	66.6%	721	441	61.2%	\$ 270,521	\$ 158,492	58.6%	
18	b. \$1,001 - \$5,000	344	157	45.6%	\$ 776,434	\$ 393,069	50.6%	362	171	47.2%	\$ 862,740	\$ 448,662	52.0%	393	166	42.2%	\$ 951,205	\$ 460,662	48.4%	
18	c. \$5,001 - \$25,000	160	54	33.8%	\$ 1,608,280	\$ 625,856	38.9%	178	60	33.7%	\$ 1,838,248	\$ 797,088	43.4%	174	42	24.1%	\$ 1,924,399	\$ 638,778	33.2%	
18	d. \$25,001 - \$100,000	28	4	14.3%	\$ 1,241,770	\$ 285,991	23.0%	31	4	12.9%	\$ 1,438,723	\$ 315,753	21.9%	41	6	14.6%	\$ 1,777,712	\$ 418,022	23.5%	
18	e. \$100,001 - \$1,000,000	8		0.0%	\$ 1,831,635	\$ 51,975	2.8%	15	1	6.7%	\$ 4,174,577	\$ 288,384	6.9%	16	1	6.3%	\$ 4,634,752	\$ 286,795	6.2%	
18	f. Over \$1,000,000	2		0.0%	\$ 14,173,164	\$ 357,615	2.5%	1		0.0%	\$ 1,155,058	\$ -	0.0%	2		0.0%	\$ 4,262,571	\$ 16,777	0.4%	
	District Total	1,235	688	55.7%	\$ 19,870,461	\$ 1,875,293	9.4%	1,288	698	54.2%	\$ 9,716,836	\$ 2,014,661	20.7%	1,347	656	48.7%	\$ 13,821,160	\$ 1,979,526	14.3%	
19	a. \$1,000 or less	292	172	58.9%	\$ 95,205	\$ 55,666	58.5%	265	162	61.1%	\$ 87,359	\$ 59,745	68.4%	244	138	56.6%	\$ 90,914	\$ 50,518	55.6%	
19	b. \$1,001 - \$5,000	155	79	51.0%	\$ 347,903	\$ 192,233	55.3%	157	70	44.6%	\$ 357,422	\$ 180,227	50.4%	128	46	35.9%	\$ 294,338	\$ 120,096	40.8%	
19	c. \$5,001 - \$25,000	84	25	29.8%	\$ 830,243	\$ 309,801	37.3%	69	20	29.0%	\$ 755,939	\$ 299,126	39.6%	73	20	27.4%	\$ 787,487	\$ 262,697	33.4%	
19	d. \$25,001 - \$100,000	18	2	11.1%	\$ 765,420	\$ 102,505	13.4%	9	1	11.1%	\$ 438,657	\$ 67,898	15.5%	12	1	8.3%	\$ 441,233	\$ 64,084	14.5%	
19	e. \$100,001 - \$1,000,000	2		0.0%	\$ 719,405	\$ -	0.0%							5		0.0%	\$ 1,318,887	\$ 9,932	0.8%	
19	f. Over \$1,000,000							1		0.0%	\$ 1,400,000	\$ 17,165	1.2%							
	District Total	551	278	50.5%	\$ 2,758,176	\$ 660,205	23.9%	501	253	50.5%	\$ 3,039,376	\$ 624,162	20.5%	462	205	44.4%	\$ 2,932,859	\$ 507,328	17.3%	
20	a. \$1,000 or less	359	221	61.6%	\$ 126,445	\$ 84,566	66.9%	373	228	61.1%	\$ 135,594	\$ 79,968	59.0%	300	170	56.7%	\$ 99,199	\$ 61,960	62.5%	
20	b. \$1,001 - \$5,000	177	89	50.3%	\$ 418,748	\$ 237,481	56.7%	180	88	48.9%	\$ 384,354	\$ 206,939	53.8%	147	52	35.4%	\$ 340,453	\$ 147,178	43.2%	
20	c. \$5,001 - \$25,000	48	12	25.0%	\$ 475,441	\$ 117,709	24.8%	63	14	22.2%	\$ 713,535	\$ 202,298	28.4%	67	11	16.4%	\$ 724,698	\$ 216,691	29.9%	
20	d. \$25,001 - \$100,000	11		0.0%	\$ 477,354	\$ 67,242	14.1%	8	2	25.0%	\$ 340,543	\$ 163,295	48.0%	9	1	11.1%	\$ 384,201	\$ 40,450	10.5%	
20	e. \$100,001 - \$1,000,000	16	1	6.3%	\$ 4,408,023	\$ 554,028	12.6%	5	1	20.0%	\$ 1,807,420	\$ 277,194	15.3%	7		0.0%	\$ 2,236,759	\$ 156,391	7.0%	
20	f. Over \$1,000,000	1		0.0%	\$ 7,100,609	\$ 2,200	0.0%							1		0.0%	\$ 1,085,667	\$ 1,421	0.1%	
	District Total	612	323	52.8%	\$ 13,006,619	\$ 1,063,227	8.2%	629	333	52.9%	\$ 3,381,446	\$ 929,694	27.5%	531	234	44.1%	\$ 4,870,978	\$ 624,091	12.8%	
21	a. \$1,000 or less	270	211	78.1%	\$ 99,109	\$ 78,158	78.9%	294	212	72.1%	\$ 103,408	\$ 77,272	74.7%	283	182	64.3%	\$ 91,157	\$ 60,945	66.9%	
21	b. \$1,001 - \$5,000	131	70	53.4%	\$ 315,261	\$ 201,386	63.9%	150	73	48.7%	\$ 344,283	\$ 197,722	57.4%	140	61	43.6%	\$ 346,180	\$ 174,086	50.3%	
21	c. \$5,001 - \$25,000	49	23	46.9%	\$ 474,665	\$ 284,312	59.9%	58	13	22.4%	\$ 644,278	\$ 211,220	32.8%	52	4	7.7%	\$ 585,173	\$ 103,840	17.7%	
21	d. \$25,001 - \$100,000	6		0.0%	\$ 335,776	\$ 40,034	11.9%	6		0.0%	\$ 269,620	\$ 31,093	11.5%	7		0.0%	\$ 283,368	\$ 30,963	10.9%	
21	e. \$100,001 - \$1,000,000	1		0.0%	\$ 244,594	\$ 281	0.1%	3		0.0%	\$ 1,200,149	\$ 25,838	2.2%	1		0.0%	\$ 172,000	\$ 1,074	0.6%	
21	f. Over \$1,000,000																			
	District Total	457	304	66.5%	\$ 1,469,406	\$ 604,171	41.1%	511	298	58.3%	\$ 2,561,737	\$ 543,144	21.2%	483	247	51.1%	\$ 1,477,879	\$ 370,907	25.1%	
22	a. \$1,000 or less	58	33	56.9%	\$ 23,274	\$ 13,880	59.6%	54	38	70.4%	\$ 20,865	\$ 16,284	78.0%	29	15	51.7%	\$ 13,981	\$ 7,921	56.7%	
22	b. \$1,001 - \$5,000	26	14	53.8%	\$ 59,309	\$ 32,299	54.5%	18	8	44.4%	\$ 48,421	\$ 27,320	56.4%	15	5	33.3%	\$ 43,408	\$ 16,563	38.2%	
22	c. \$5,001 - \$25,000	11	4	36.4%	\$ 106,186	\$ 38,601	36.4%	3	2	66.7%	\$ 30,325	\$ 29,078	95.9%	4		0.0%	\$ 26,667	\$ 1,300	4.9%	
22	d. \$25,001 - \$100,000							1		0.0%	\$ 54,240	\$ 3,684	6.8%	2	1	50.0%	\$ 73,605	\$ 45,562	61.9%	
22	e. \$100,001 - \$1,000,000							1		0.0%	\$ 127,229	\$ 11,908	9.4%							
22	f. Over \$1,000,000																			
	District Total	95	51	53.7%	\$ 188,769	\$ 84,780	44.9%	77	48	62.3%	\$ 281,080	\$ 88,275	31.4%	50	21	42.0%	\$ 157,661	\$ 71,347	45.3%	
Statewide	a. \$1,000 or less	5,934	3,781	63.7%	\$ 2,103,059	\$ 1,365,556	64.9%	5,800	3,613	62.3%	\$ 2,059,860	\$ 1,314,468	63.8%	5,730	3,224	56.3%	\$ 2,082,237	\$ 1,205,949	57.9%	
Statewide	b. \$1,001 - \$5,000	3,096	1,466	47.4%	\$ 7,251,798	\$ 3,850,526	53.1%	3,031	1,322	43.6%	\$ 7,097,830	\$ 3,522,426	49.6%	2,993	1,150	38.4%	\$ 7,053,996	\$ 3,118,306	44.2%	
Statewide	c. \$5,001 - \$25,000	1,290	396	30.7%	\$ 13,214,519	\$ 5,043,529	38.2%	1,271	322	25.3%	\$ 13,270,297	\$ 4,534,615	34.2%	1,260	229	18.2%	\$ 13,237,543	\$ 3,527,334	26.6%	
Statewide	d. \$25,001 - \$100,000	234	30	12.8%	\$ 10,727,952	\$ 2,507,777	23.4%	240	35	14.6%	\$ 11,492,225	\$ 2,482,254	21.6%	238	21	8.8%	\$ 10,006,363	\$ 1,638,927	16.4%	
Statewide	e. \$100,001 - \$1,000,000	84	8	9.5%	\$ 21,242,868	\$ 2,516,619	11.8%	96	4	4.2%	\$ 28,613,808	\$ 1,784,160	6.2%	90	3	3.3%	\$ 23,131,659	\$ 1,545,100	6.7%	
Statewide	f. Over \$1,000,000	9	-	0.0%	\$ 110,256,568	\$ 618,379	0.6%	7	-	0.0%	\$ 14,599,119	\$ 41,696	0.3%	12						

Chart B

**COLORADO JUDICIAL DEPARTMENT
RESTITUTION BY YEAR OF SENTENCE**

SHOWING EACH YEAR'S ASSESSED TOTAL AND
AMOUNTS PAID AS OF SEPTEMBER 14, 2015
(excl. joint and several)

District	Restitution Assessed Group	FY2013-14 Sentences						FY2014-15 Sentences					
		Cases	Cases Paid-in-Full	% Paid-in-Full	REST. Assessed	REST. Paid as of 9/14/15	% Paid as of 9/14/15	Cases	Cases Paid-in-Full	% Paid-in-Full	REST. Assessed	REST. Paid as of 9/14/15	% Paid as of 9/14/15
1	a. \$1,000 or less	534	279	52.2%	\$ 204,483	\$ 111,350	54.5%	457	154	33.7%	\$ 189,066	\$ 74,036	39.2%
1	b. \$1,001 - \$5,000	307	105	34.2%	\$ 733,021	\$ 300,600	41.0%	279	50	17.9%	\$ 625,784	\$ 118,619	19.0%
1	c. \$5,001 - \$25,000	112	13	11.6%	\$ 1,199,156	\$ 235,949	19.7%	135	11	8.1%	\$ 1,426,238	\$ 158,598	11.1%
1	d. \$25,001 - \$100,000	22	3	13.6%	\$ 1,101,791	\$ 157,994	14.3%	23	1	4.3%	\$ 1,145,023	\$ 62,184	5.4%
1	e. \$100,001 - \$1,000,000	11		0.0%	\$ 3,858,467	\$ 30,082	0.8%	9		0.0%	\$ 2,599,653	\$ 3,937	0.2%
1	f. Over \$1,000,000												
	District Total	986	400	40.6%	\$ 7,096,919	\$ 835,975	11.8%	903	216	23.9%	\$ 5,985,763	\$ 417,375	7.0%
2 Distr. Ct.	a. \$1,000 or less	264	61	23.1%	\$ 109,255	\$ 30,142	27.6%	250	33	13.2%	\$ 105,569	\$ 15,854	15.0%
2 Distr. Ct.	b. \$1,001 - \$5,000	231	51	22.1%	\$ 564,509	\$ 144,953	25.7%	251	16	6.4%	\$ 615,220	\$ 75,354	12.2%
2 Distr. Ct.	c. \$5,001 - \$25,000	142	23	16.2%	\$ 1,556,455	\$ 430,638	27.7%	148	8	5.4%	\$ 1,633,288	\$ 199,708	12.2%
2 Distr. Ct.	d. \$25,001 - \$100,000	36	3	8.3%	\$ 1,697,834	\$ 259,277	15.3%	41	1	2.4%	\$ 1,730,509	\$ 103,539	6.0%
2 Distr. Ct.	e. \$100,001 - \$1,000,000	23	1	4.3%	\$ 6,084,374	\$ 502,681	8.3%	16	1	6.3%	\$ 4,927,080	\$ 288,644	5.9%
2 Distr. Ct.	f. Over \$1,000,000	1		0.0%	\$ 4,014,024	\$ 2,196	0.1%						
	District Total	697	139	19.9%	\$ 14,026,451	\$ 1,369,887	9.8%	706	59	8.4%	\$ 9,011,666	\$ 683,098	7.6%
2 Juv. Ct.	a. \$1,000 or less	47	9	19.1%	\$ 19,512	\$ 4,154	21.3%	32	4	12.5%	\$ 14,006	\$ 2,674	19.1%
2 Juv. Ct.	b. \$1,001 - \$5,000	26	3	11.5%	\$ 59,033	\$ 6,135	10.4%	30	3	10.0%	\$ 58,174	\$ 7,125	12.2%
2 Juv. Ct.	c. \$5,001 - \$25,000	12		0.0%	\$ 110,936	\$ 437	0.4%	7		0.0%	\$ 52,779	\$ -	0.0%
2 Juv. Ct.	d. \$25,001 - \$100,000							2		0.0%	\$ 65,304	\$ -	0.0%
2 Juv. Ct.	e. \$100,001 - \$1,000,000												
2 Juv. Ct.	f. Over \$1,000,000												
	District Total	85	12	14.1%	\$ 189,481	\$ 10,727	5.7%	71	7	9.9%	\$ 190,263	\$ 9,800	5.2%
3	a. \$1,000 or less	47	17	36.2%	\$ 17,076	\$ 6,100	35.7%	71	21	29.6%	\$ 19,227	\$ 6,362	33.1%
3	b. \$1,001 - \$5,000	13	4	30.8%	\$ 37,083	\$ 18,461	49.8%	9		0.0%	\$ 21,743	\$ 839	3.9%
3	c. \$5,001 - \$25,000	3	1	33.3%	\$ 32,831	\$ 7,123	21.7%	2		0.0%	\$ 29,963	\$ 16,098	53.7%
3	d. \$25,001 - \$100,000	1		0.0%	\$ 50,000	\$ 1,899	3.8%	1		0.0%	\$ 28,296	\$ -	0.0%
3	e. \$100,001 - \$1,000,000	1		0.0%	\$ 177,265	\$ -	0.0%						
3	f. Over \$1,000,000												
	District Total	65	22	33.8%	\$ 314,254	\$ 33,583	10.7%	83	21	25.3%	\$ 99,229	\$ 23,299	23.5%
4	a. \$1,000 or less	969	359	37.0%	\$ 342,824	\$ 135,605	39.6%	1,100	240	21.8%	\$ 376,805	\$ 92,193	24.5%
4	b. \$1,001 - \$5,000	542	97	17.9%	\$ 1,282,377	\$ 297,694	23.2%	511	64	12.5%	\$ 1,191,766	\$ 178,756	15.0%
4	c. \$5,001 - \$25,000	254	18	7.1%	\$ 2,743,737	\$ 313,842	11.4%	218	5	2.3%	\$ 2,286,808	\$ 102,218	4.5%
4	d. \$25,001 - \$100,000	61		0.0%	\$ 2,673,588	\$ 64,312	2.4%	45	2	4.4%	\$ 1,925,191	\$ 68,738	3.6%
4	e. \$100,001 - \$1,000,000	17		0.0%	\$ 3,356,014	\$ 205,228	6.1%	21		0.0%	\$ 4,925,358	\$ 137,401	2.8%
4	f. Over \$1,000,000												
	District Total	1,843	474	25.7%	\$ 10,398,540	\$ 1,016,681	9.8%	1,895	311	16.4%	\$ 10,705,929	\$ 579,305	5.4%
5	a. \$1,000 or less	90	58	64.4%	\$ 36,487	\$ 25,799	70.7%	87	54	62.1%	\$ 32,963	\$ 22,327	67.7%
5	b. \$1,001 - \$5,000	53	26	49.1%	\$ 114,257	\$ 69,375	60.7%	64	20	31.3%	\$ 152,536	\$ 49,744	32.6%
5	c. \$5,001 - \$25,000	24	2	8.3%	\$ 253,204	\$ 48,924	19.3%	20	5	25.0%	\$ 194,852	\$ 63,944	32.8%
5	d. \$25,001 - \$100,000	9		0.0%	\$ 391,203	\$ 27,442	7.0%	2	1	50.0%	\$ 100,390	\$ 35,552	35.4%
5	e. \$100,001 - \$1,000,000	2		0.0%	\$ 248,155	\$ 13,707	5.5%	1		0.0%	\$ 110,000	\$ 4	0.0%
5	f. Over \$1,000,000												
	District Total	178	86	48.3%	\$ 1,043,307	\$ 185,248	17.8%	174	80	46.0%	\$ 590,740	\$ 171,570	29.0%
6	a. \$1,000 or less	70	49	70.0%	\$ 29,184	\$ 21,572	73.9%	97	54	55.7%	\$ 42,325	\$ 24,288	57.4%
6	b. \$1,001 - \$5,000	34	13	38.2%	\$ 81,220	\$ 31,230	38.5%	48	14	29.2%	\$ 100,630	\$ 47,800	47.5%
6	c. \$5,001 - \$25,000	15		0.0%	\$ 116,113	\$ 22,984	19.8%	17	3	17.6%	\$ 188,445	\$ 33,135	17.6%
6	d. \$25,001 - \$100,000	4		0.0%	\$ 139,770	\$ 4,233	3.0%	4		0.0%	\$ 152,296	\$ 19,686	12.9%
6	e. \$100,001 - \$1,000,000							1		0.0%	\$ 173,403	\$ 288	0.2%
6	f. Over \$1,000,000												
	District Total	123	62	50.4%	\$ 366,286	\$ 80,020	21.8%	167	71	42.5%	\$ 657,099	\$ 125,197	19.1%
7	a. \$1,000 or less	112	54	48.2%	\$ 40,461	\$ 17,386	43.0%	110	35	31.8%	\$ 44,837	\$ 15,173	33.8%
7	b. \$1,001 - \$5,000	59	24	40.7%	\$ 128,199	\$ 50,713	39.6%	47	6	12.8%	\$ 118,227	\$ 26,036	22.0%
7	c. \$5,001 - \$25,000	13	1	7.7%	\$ 158,657	\$ 19,653	12.4%	22	3	13.6%	\$ 188,708	\$ 29,577	15.8%
7	d. \$25,001 - \$100,000			0.0%	\$ 47,128	\$ -	0.0%	3		0.0%	\$ 96,028	\$ 3,857	4.0%
7	e. \$100,001 - \$1,000,000	1		0.0%	\$ 663,459	\$ 7,821	1.2%	2		0.0%	\$ 243,910	\$ 4,757	2.0%
7	f. Over \$1,000,000												
	District Total	186	79	42.5%	\$ 1,037,904	\$ 95,573	9.2%	184	44	23.9%	\$ 691,709	\$ 79,581	11.5%
8	a. \$1,000 or less	379	210	55.4%	\$ 129,455	\$ 77,431	59.8%	399	138	34.6%	\$ 130,468	\$ 51,969	39.8%
8	b. \$1,001 - \$5,000	186	63	33.9%	\$ 446,545	\$ 194,053	43.5%	172	26	15.1%	\$ 413,132	\$ 99,215	24.0%

Chart B

**COLORADO JUDICIAL DEPARTMENT
RESTITUTION BY YEAR OF SENTENCE**
SHOWING EACH YEAR'S ASSESSED TOTAL AND
AMOUNTS PAID AS OF SEPTEMBER 14, 2015
(excl. joint and several)

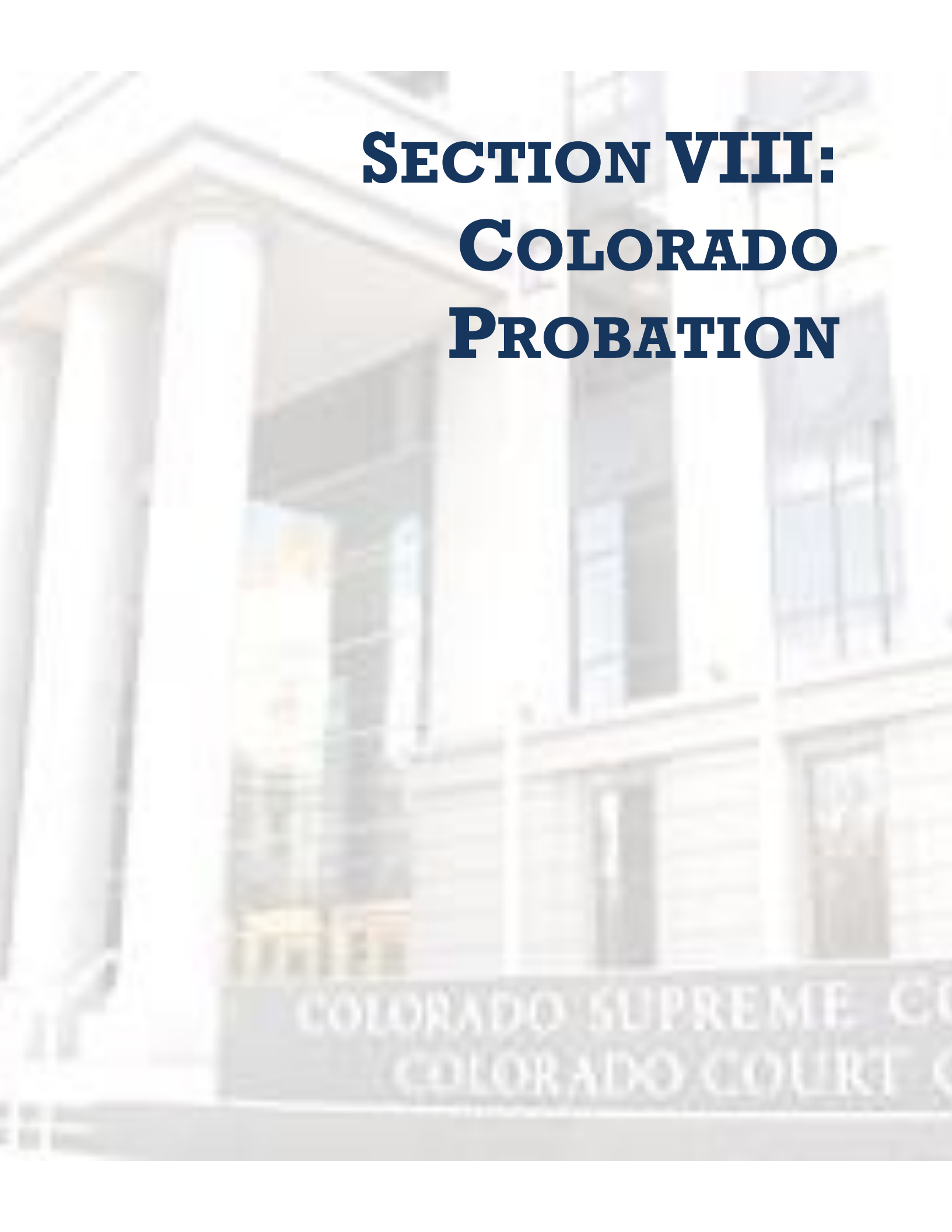
		FY2013-14 Sentences						FY2014-15 Sentences					
District	Restitution Assessed Group	Cases	Cases Paid-in-Full	% Paid-in-Full	REST. Assessed	REST. Paid as of 9/14/15	% Paid as of 9/14/15	Cases	Cases Paid-in-Full	% Paid-in-Full	REST. Assessed	REST. Paid as of 9/14/15	% Paid as of 9/14/15
8	c. \$5,001 - \$25,000	64	6	9.4%	\$ 604,006	\$ 144,383	23.9%	79	7	8.9%	\$ 856,172	\$ 138,952	16.2%
8	d. \$25,001 - \$100,000	13	3	23.1%	\$ 542,438	\$ 163,218	30.1%	11	1	9.1%	\$ 542,837	\$ 59,802	11.0%
8	e. \$100,001 - \$1,000,000	4		0.0%	\$ 731,914	\$ 16,734	2.3%	3	1	33.3%	\$ 930,392	\$ 644,094	69.2%
8	f. Over \$1,000,000	2		0.0%	\$ 9,193,684	\$ 1,191	0.0%						
	District Total	648	282	43.5%	\$ 11,648,042	\$ 597,009	5.1%	664	173	26.1%	\$ 2,873,000	\$ 994,032	34.6%
9	a. \$1,000 or less	91	66	72.5%	\$ 29,673	\$ 19,807	66.8%	72	35	48.6%	\$ 25,541	\$ 12,878	50.4%
9	b. \$1,001 - \$5,000	55	23	41.8%	\$ 129,620	\$ 59,432	45.9%	40	12	30.0%	\$ 90,842	\$ 22,768	25.1%
9	c. \$5,001 - \$25,000	18	2	11.1%	\$ 201,067	\$ 27,712	13.8%	18	2	11.1%	\$ 203,399	\$ 32,676	16.1%
9	d. \$25,001 - \$100,000	1		0.0%	\$ 55,724	\$ 79	0.1%	4		0.0%	\$ 158,218	\$ 2,796	1.8%
9	e. \$100,001 - \$1,000,000	4		0.0%	\$ 541,948	\$ 2,220	0.4%	2		0.0%	\$ 696,950	\$ -	0.0%
9	f. Over \$1,000,000												
	District Total	169	91	53.8%	\$ 958,032	\$ 109,249	11.4%	136	49	36.0%	\$ 1,174,950	\$ 71,117	6.1%
10	a. \$1,000 or less	224	71	31.7%	\$ 80,608	\$ 29,306	36.4%	300	60	20.0%	\$ 100,988	\$ 24,576	24.3%
10	b. \$1,001 - \$5,000	128	30	23.4%	\$ 313,363	\$ 80,278	25.6%	120	11	9.2%	\$ 277,597	\$ 37,791	13.6%
10	c. \$5,001 - \$25,000	50	4	8.0%	\$ 520,103	\$ 83,544	16.1%	34	1	2.9%	\$ 358,495	\$ 23,137	6.5%
10	d. \$25,001 - \$100,000	5		0.0%	\$ 309,529	\$ 4,286	1.4%	9		0.0%	\$ 376,543	\$ 5,853	1.6%
10	e. \$100,001 - \$1,000,000	1		0.0%	\$ 265,119	\$ -	0.0%	1		0.0%	\$ 111,809	\$ -	0.0%
10	f. Over \$1,000,000												
	District Total	408	105	25.7%	\$ 1,488,722	\$ 197,414	13.3%	464	72	15.5%	\$ 1,225,431	\$ 91,357	7.5%
11	a. \$1,000 or less	188	111	59.0%	\$ 59,979	\$ 35,929	59.9%	176	73	41.5%	\$ 50,876	\$ 20,704	40.7%
11	b. \$1,001 - \$5,000	68	14	20.6%	\$ 165,809	\$ 51,033	30.8%	49	8	16.3%	\$ 121,011	\$ 33,873	28.0%
11	c. \$5,001 - \$25,000	15	1	6.7%	\$ 157,914	\$ 30,357	19.2%	19	2	10.5%	\$ 185,505	\$ 40,794	22.0%
11	d. \$25,001 - \$100,000	5		0.0%	\$ 248,948	\$ 25,016	10.0%	4		0.0%	\$ 221,083	\$ -	0.0%
11	e. \$100,001 - \$1,000,000							1		0.0%	\$ 530,116	\$ 52,546	9.9%
11	f. Over \$1,000,000												
	District Total	276	126	45.7%	\$ 632,649	\$ 142,334	22.5%	249	83	33.3%	\$ 1,108,592	\$ 147,918	13.3%
12	a. \$1,000 or less	93	53	57.0%	\$ 29,493	\$ 16,280	55.2%	101	42	41.6%	\$ 31,623	\$ 11,119	35.2%
12	b. \$1,001 - \$5,000	43	8	18.6%	\$ 93,371	\$ 28,582	30.6%	58	6	10.3%	\$ 133,652	\$ 30,276	22.7%
12	c. \$5,001 - \$25,000	17	4	23.5%	\$ 167,691	\$ 45,792	27.3%	17	2	11.8%	\$ 174,376	\$ 53,991	31.0%
12	d. \$25,001 - \$100,000	2		0.0%	\$ 102,669	\$ 396	0.4%	1		0.0%	\$ 25,045	\$ -	0.0%
12	e. \$100,001 - \$1,000,000	1		0.0%	\$ 112,826	\$ -	0.0%	2		0.0%	\$ 405,276	\$ 3,378	0.8%
12	f. Over \$1,000,000												
	District Total	156	65	41.7%	\$ 506,051	\$ 91,050	18.0%	179	50	27.9%	\$ 769,972	\$ 98,764	12.8%
13	a. \$1,000 or less	99	58	58.6%	\$ 28,161	\$ 16,379	58.2%	86	31	36.0%	\$ 25,913	\$ 7,664	29.6%
13	b. \$1,001 - \$5,000	44	14	31.8%	\$ 108,578	\$ 41,225	38.0%	42	9	21.4%	\$ 102,923	\$ 27,166	26.4%
13	c. \$5,001 - \$25,000	24	5	20.8%	\$ 260,219	\$ 84,413	32.4%	24	4	16.7%	\$ 241,558	\$ 43,034	17.8%
13	d. \$25,001 - \$100,000	4	1	25.0%	\$ 151,015	\$ 38,072	25.2%	1		0.0%	\$ 25,295	\$ -	0.0%
13	e. \$100,001 - \$1,000,000	1		0.0%	\$ 106,835	\$ 5,037	4.7%						
13	f. Over \$1,000,000												
	District Total	172	78	45.3%	\$ 654,807	\$ 185,125	28.3%	153	44	28.8%	\$ 395,689	\$ 77,864	19.7%
14	a. \$1,000 or less	99	64	64.6%	\$ 34,658	\$ 22,588	65.2%	77	32	41.6%	\$ 25,618	\$ 12,508	48.8%
14	b. \$1,001 - \$5,000	32	14	43.8%	\$ 73,287	\$ 40,227	54.9%	20	5	25.0%	\$ 50,481	\$ 20,134	39.9%
14	c. \$5,001 - \$25,000	11	2	18.2%	\$ 109,002	\$ 24,164	22.2%	9	2	22.2%	\$ 74,299	\$ 16,915	22.8%
14	d. \$25,001 - \$100,000	2		0.0%	\$ 153,918	\$ 9,096	5.9%	5	1	20.0%	\$ 190,522	\$ 39,173	20.6%
14	e. \$100,001 - \$1,000,000	1		0.0%	\$ 207,476	\$ 16,186	7.8%	4		0.0%	\$ 1,061,608	\$ 52,462	4.9%
14	f. Over \$1,000,000												
	District Total	145	80	55.2%	\$ 578,341	\$ 112,261	19.4%	115	40	34.8%	\$ 1,402,528	\$ 141,192	10.1%
15	a. \$1,000 or less	65	31	47.7%	\$ 13,703	\$ 7,744	56.5%	61	21	34.4%	\$ 14,437	\$ 5,959	41.3%
15	b. \$1,001 - \$5,000	19	8	42.1%	\$ 45,247	\$ 24,952	55.1%	14	2	14.3%	\$ 36,642	\$ 5,920	16.2%
15	c. \$5,001 - \$25,000	2	1	50.0%	\$ 21,961	\$ 9,789	44.6%	6		0.0%	\$ 49,862	\$ 6,354	12.7%
15	d. \$25,001 - \$100,000							2		0.0%	\$ 100,372	\$ 5,239	5.2%
15	e. \$100,001 - \$1,000,000												
15	f. Over \$1,000,000												
	District Total	86	40	46.5%	\$ 80,911	\$ 42,486	52.5%	83	23	27.7%	\$ 201,313	\$ 23,472	11.7%
16	a. \$1,000 or less	33	8	24.2%	\$ 9,367	\$ 4,074	43.5%	49	9	18.4%	\$ 12,882	\$ 1,922	14.9%
16	b. \$1,001 - \$5,000	17	3	17.6%	\$ 41,049	\$ 9,897	24.1%	19	1	5.3%	\$ 41,770	\$ 2,073	5.0%
16	c. \$5,001 - \$25,000	2		0.0%	\$ 23,315	\$ -	0.0%	4		0.0%	\$ 42,746	\$ -	0.0%
16	d. \$25,001 - \$100,000							3		0.0%	\$ 120,643	\$ 10,755	8.9%

Chart B

COLORADO JUDICIAL DEPARTMENT RESTITUTION BY YEAR OF SENTENCE

SHOWING EACH YEAR'S ASSESSED TOTAL AND
AMOUNTS PAID AS OF SEPTEMBER 14, 2015
(excl. joint and several)

District	Restitution Assessed Group	FY2013-14 Sentences						FY2014-15 Sentences						
		Cases	Cases Paid-in-Full	% Paid-in-Full	REST. Assessed	REST. Paid as of 9/14/15	% Paid as of 9/14/15	Cases	Cases Paid-in-Full	% Paid-in-Full	REST. Assessed	REST. Paid as of 9/14/15	% Paid as of 9/14/15	
16	e. \$100,001 - \$1,000,000	1		0.0%	\$ 197,418	\$ 950	0.5%							
16	f. Over \$1,000,000													
	District Total	53	11	20.8%	\$ 271,148	\$ 14,921	5.5%	75	10	13.3%	\$ 218,042	\$ 14,751	6.8%	
17	a. \$1,000 or less	563	261	46.4%	\$ 245,920	\$ 123,176	50.1%	476	152	31.9%	\$ 188,795	\$ 64,442	34.1%	
17	b. \$1,001 - \$5,000	320	97	30.3%	\$ 718,264	\$ 286,782	39.9%	282	32	11.3%	\$ 620,565	\$ 107,336	17.3%	
17	c. \$5,001 - \$25,000	108	15	13.9%	\$ 1,091,085	\$ 266,011	24.4%	118	9	7.6%	\$ 1,221,687	\$ 151,103	12.4%	
17	d. \$25,001 - \$100,000	18	4	22.2%	\$ 831,074	\$ 201,787	24.3%	30	3	10.0%	\$ 1,279,216	\$ 146,387	11.4%	
17	e. \$100,001 - \$1,000,000	6		0.0%	\$ 1,407,427	\$ 106,760	7.6%	5		0.0%	\$ 1,050,823	\$ 13,058	1.2%	
17	f. Over \$1,000,000							1		0.0%	\$ 1,247,311	\$ 12,950	1.0%	
	District Total	1,015	377	37.1%	\$ 4,293,770	\$ 984,515	22.9%	912	196	21.5%	\$ 5,608,397	\$ 495,276	8.8%	
18	a. \$1,000 or less	702	389	55.4%	\$ 255,571	\$ 147,782	57.8%	657	235	35.8%	\$ 248,481	\$ 89,687	36.1%	
18	b. \$1,001 - \$5,000	369	123	33.3%	\$ 865,825	\$ 350,486	40.5%	415	50	12.0%	\$ 957,786	\$ 173,821	18.1%	
18	c. \$5,001 - \$25,000	185	24	13.0%	\$ 1,995,570	\$ 434,561	21.8%	153	15	9.8%	\$ 1,551,357	\$ 245,366	15.8%	
18	d. \$25,001 - \$100,000	38	5	13.2%	\$ 1,714,484	\$ 426,940	24.9%	44	8	18.2%	\$ 1,909,900	\$ 430,714	22.6%	
18	e. \$100,001 - \$1,000,000	10	1	10.0%	\$ 3,092,030	\$ 627,977	20.3%	16		0.0%	\$ 5,126,798	\$ 79,134	1.5%	
18	f. Over \$1,000,000	2		0.0%	\$ 4,586,553	\$ 44,943	1.0%	2		0.0%	\$ 5,659,088	\$ 709	0.0%	
	District Total	1,306	542	41.5%	\$ 12,510,034	\$ 2,032,688	16.2%	1,287	308	23.9%	\$ 15,453,411	\$ 1,019,430	6.6%	
19	a. \$1,000 or less	262	122	46.6%	\$ 101,016	\$ 50,535	50.0%	272	61	22.4%	\$ 106,888	\$ 27,293	25.5%	
19	b. \$1,001 - \$5,000	143	30	21.0%	\$ 340,129	\$ 104,137	30.6%	143	17	11.9%	\$ 311,923	\$ 57,483	18.4%	
19	c. \$5,001 - \$25,000	62	7	11.3%	\$ 699,942	\$ 147,038	21.0%	71	6	8.5%	\$ 751,791	\$ 132,272	17.6%	
19	d. \$25,001 - \$100,000	10	1	10.0%	\$ 467,998	\$ 60,723	13.0%	11		0.0%	\$ 460,554	\$ 5,454	1.2%	
19	e. \$100,001 - \$1,000,000	6	1	16.7%	\$ 2,339,260	\$ 203,587	8.7%	1		0.0%	\$ 124,347	\$ 1,638	1.3%	
19	f. Over \$1,000,000													
	District Total	483	161	33.3%	\$ 3,948,346	\$ 566,020	14.3%	498	84	16.9%	\$ 1,755,504	\$ 224,140	12.8%	
20	a. \$1,000 or less	299	161	53.8%	\$ 111,749	\$ 64,667	57.9%	277	99	35.7%	\$ 109,469	\$ 43,467	39.7%	
20	b. \$1,001 - \$5,000	162	59	36.4%	\$ 383,452	\$ 172,805	45.1%	157	31	19.7%	\$ 368,012	\$ 94,716	25.7%	
20	c. \$5,001 - \$25,000	63	12	19.0%	\$ 638,805	\$ 153,191	24.0%	63	4	6.3%	\$ 693,016	\$ 84,823	12.2%	
20	d. \$25,001 - \$100,000	8	1	12.5%	\$ 303,737	\$ 59,219	19.5%	17	1	5.9%	\$ 960,269	\$ 96,500	10.0%	
20	e. \$100,001 - \$1,000,000	7	1	14.3%	\$ 1,950,144	\$ 260,047	13.3%	3		0.0%	\$ 955,729	\$ 233	0.0%	
20	f. Over \$1,000,000	1		0.0%	\$ 1,969,866	\$ 292	0.0%							
	District Total	540	234	43.3%	\$ 5,357,754	\$ 710,220	13.3%	517	135	26.1%	\$ 3,086,495	\$ 319,740	10.4%	
21	a. \$1,000 or less	307	173	56.4%	\$ 102,313	\$ 61,576	60.2%	285	96	33.7%	\$ 99,525	\$ 34,552	34.7%	
21	b. \$1,001 - \$5,000	150	48	32.0%	\$ 345,089	\$ 136,171	39.5%	123	17	13.8%	\$ 293,748	\$ 56,324	19.2%	
21	c. \$5,001 - \$25,000	45	6	13.3%	\$ 414,998	\$ 98,315	23.7%	39	2	5.1%	\$ 408,853	\$ 42,796	10.5%	
21	d. \$25,001 - \$100,000	11	1	9.1%	\$ 436,638	\$ 37,514	8.6%	3		0.0%	\$ 140,166	\$ 6,918	4.9%	
21	e. \$100,001 - \$1,000,000	1		0.0%	\$ 171,422	\$ -	0.0%	1		0.0%	\$ 164,820	\$ -	0.0%	
21	f. Over \$1,000,000													
	District Total	514	228	44.4%	\$ 1,470,460	\$ 333,575	22.7%	451	115	25.5%	\$ 1,107,111	\$ 140,590	12.7%	
22	a. \$1,000 or less	41	20	48.8%	\$ 14,973	\$ 8,064	53.9%	56	16	28.6%	\$ 18,780	\$ 5,708	30.4%	
22	b. \$1,001 - \$5,000	20	9	45.0%	\$ 44,658	\$ 24,336	54.5%	30	1	3.3%	\$ 60,771	\$ 6,335	10.4%	
22	c. \$5,001 - \$25,000	5	2	40.0%	\$ 33,453	\$ 11,606	34.7%	8	1	12.5%	\$ 90,297	\$ 13,572	15.0%	
22	d. \$25,001 - \$100,000	1		0.0%	\$ 58,787	\$ 2,474	4.2%							
22	e. \$100,001 - \$1,000,000	2		0.0%	\$ 950,000	\$ 2,756	0.3%	1		0.0%	\$ 276,000	\$ -	0.0%	
22	f. Over \$1,000,000													
	District Total	69	31	44.9%	\$ 1,101,872	\$ 49,236	4.5%	95	18	18.9%	\$ 445,848	\$ 25,615	5.7%	
Statewide	a. \$1,000 or less	5,578	2,684	48.1%	\$ 2,045,920	\$ 1,037,446	50.7%	5,548	1,695	30.6%	\$ 2,015,082	\$ 667,355	33.1%	
Statewide	b. \$1,001 - \$5,000	3,021	866	28.7%	\$ 7,113,985	\$ 2,523,556	35.5%	2,923	401	13.7%	\$ 6,764,935	\$ 1,279,505	18.9%	
Statewide	c. \$5,001 - \$25,000	1,246	149	12.0%	\$ 13,110,220	\$ 2,640,425	20.1%	1,231	92	7.5%	\$ 12,904,493	\$ 1,629,242	12.6%	
Statewide	d. \$25,001 - \$100,000	252	22	8.7%	\$ 11,478,274	\$ 1,543,976	13.5%	266	19	7.1%	\$ 11,753,700	\$ 1,103,146	9.4%	
Statewide	e. \$100,001 - \$1,000,000	100	4	4.0%	\$ 26,461,554	\$ 2,001,774	7.6%	90	2	2.2%	\$ 24,414,072	\$ 1,281,574	5.2%	
Statewide	f. Over \$1,000,000	6	-	0.0%	\$ 19,764,128	\$ 48,622	0.2%	3	-	0.0%	\$ 6,906,399	\$ 13,659	0.2%	
	Statewide Total	10,203	3,725	36.5%	\$ 79,974,081	\$ 9,795,798	12.2%	10,061	2,209	22.0%	\$ 64,758,681	\$ 5,974,481	9.2%	



**SECTION VIII:
COLORADO
PROBATION**

COLORADO SUPREME COURT
COLORADO COURT OF APPEALS

Chief Probation Officers

**FIRST
JUDICIAL DISTRICT**

Leslie Schaefer
Jeff Carpenter, Deputy

**SECOND ADULT
JUDICIAL DISTRICT**

Cary Heck
Cheryl Frenette, Deputy

SECOND JUDICIAL DISTRICT

JUVENILE
Shawn Cohn

**THIRD
JUDICIAL DISTRICT**

Martin Malouff

**FOURTH
JUDICIAL DISTRICT**

Ellen Walker
Cindy Patton, Deputy

**FIFTH
JUDICIAL DISTRICT**

Laurel Lamont

**SIXTH
JUDICIAL DISTRICT**

Thomas Harms

**SEVENTH
JUDICIAL DISTRICT**

Rob Omer

**EIGHTH
JUDICIAL DISTRICT**

Chris Gastelle

**NINTH
JUDICIAL DISTRICT**

William Sightler

**TENTH
JUDICIAL DISTRICT**

David Simental

**ELEVENTH
JUDICIAL DISTRICT**

Michael O'Rourke

**TWELFTH
JUDICIAL DISTRICT**

Bill Gurule

**THIRTEENTH
JUDICIAL DISTRICT**

John Draxler

**FOURTEENTH
JUDICIAL DISTRICT**

Dennis Martinez

**FIFTEENTH
JUDICIAL DISTRICT**

Byron Hall

**SIXTEENTH
JUDICIAL DISTRICT**

Tobin Wright

**SEVENTEENTH
JUDICIAL DISTRICT**

Mike Garcia
Jenifer Morgen, Deputy

**EIGHTEENTH
JUDICIAL DISTRICT**

Robin Leaf
Shelly Sack, Deputy

**NINETEENTH
JUDICIAL DISTRICT**

Jerry Green
Mary Nagler, Deputy

**TWENTIETH
JUDICIAL DISTRICT**

Greg Brown

**TWENTY-FIRST
JUDICIAL DISTRICT**

Linda Robinson

**TWENTY-SECOND JUDICIAL
DISTRICT**

Sonia Buffington

Updated as of 8/31/15

Colorado Probation

Colorado Probation is Committed to:

- *Public Safety*
- *Victim and Community Reparation through Offender Accountability*
- *Skill and Competency Development;*
- *Services to the Communities of Colorado.*

The above Statement of Common Ground was developed to clearly identify the critical functions of justice that unify all probation departments in carrying out their mission. Probation's commitment to these practices requires the implementation of innovative approaches to offender assessment, supervision, victim involvement and services to the community. As new research becomes available and as best practices evolve it is necessary to adapt Probation's practices to better serve the public and increase public safety for the residents of Colorado.

This year's statistical report reflects our commitment to improve results, protect the public, reduce the overall cost of the correctional system and increase services to victims of crime.

Probation Programs (Tables 38, 47 and 74)

The Colorado Judicial Department administers adult and juvenile probation in the state's 22 judicial districts. This includes 23 probation departments with over 60 separate probation locations throughout the state. The Division of Probation Services develops and publishes guidelines and standards for regular probation supervision and all intensive probation programs. Within the limits of statute and these state standards, each district is free to develop and structure programs that address the needs of the local court and the community. In all districts, offenders are assessed for risk and need factors. Based on these assessments, those placed on regular probation are put on minimum, medium or maximum supervision.

The number of adult offenders sentenced to state probation in FY 2015 was 35,136 and on June 30, 2015 there were 49,886 adult offenders on regular supervision. In FY 2015, 63 percent of adults completed regular state probation successfully. An additional 1,251 adult offenders were sentenced to an intensive program and 8,996 were sentenced to private probation supervision.

In Fiscal Year 2015, 3,279 juveniles were sentenced to probation and on June 30, 2015 there were 3,769 juveniles on supervision. In FY 2015, 70 percent of these juveniles completed regular state probation successfully. An additional 172 juveniles were sentenced to Juvenile Intensive Supervision Probation (JISP) in FY2015.

Intensive Probation Programs

Intensive programs are created in statute or otherwise established to provide the courts and probation with community supervision options for higher-risk offenders. Three main goals drive intensive probation programs: to assess criminal risk and target offenders' service needs that relate to ongoing criminal activity; provide the highest level of supervision available; identify and make referrals for appropriate treatment and services to reduce criminal behavior. Offenders must meet certain criteria, based on assessed risk and need, before being placed in intensive probation programs. These programs offer risk/need assessments, offense specific treatment, electronic monitoring, and cognitive skills training. Due to the significant number of supervision requirements, and the level of risk, the number of offenders assigned to an intensive programs' probation officer are capped at 18-30 offenders, depending on the program. These intensive offender programs include; Limit Setter Intensive Probation (LSIP); Juvenile Intensive Supervision (JISP); the Female Offender Program (FOP); and Sex Offender Intensive Supervision (SOISP) for Adults.

Limit Setter-Intensive Probation (LSIP) (Table 38, Table 81-84)
Formerly “Adult Intensive Supervision Probation (AISP)”

The Limit Setter Intensive Probation (LSIP) was created in FY 2015 as a community-based supervision program designed for higher risk probationers. This program was preceded by the Adult Intensive Supervision Probation (AISP) Program. AISP was implemented statewide in FY 1982, as a community sentencing alternative to incarceration for selected high risk adult offenders with extensive criminal histories. The program remains a sentencing option in cases in which the offense date occurred before October 1, 2013. Pursuant to HB13-250, offenses committed after October 1, 2013, are subject to LSIP eligibility screening and placement by probation. Consequently, the AISP program will no longer be a sentencing option for probationers with offenses committed after October 1, 2013. The LSIP program targets specific criminogenic needs with intensive interventions and requires accountability, with the goal of long-term behavior change and enhanced public safety. LSIP may be used for a probationer who has been under the supervision of probation for a period of time and a reassessment indicates the probationer’s risk of re-offense has increased and the probationer meets the acceptance criteria of the intensive program.

Juvenile Intensive Supervision Probation (Table 38, Table 93-96)

The Juvenile Intensive Supervision Probation (JISP) Program was implemented in FY 1991 as a community sentencing option for selected high risk juvenile offenders. As a result of its proven effectiveness the General Assembly approved expansion of the program sufficient to allow its existence in all 22 judicial districts. The program is designed to deliver intensive case management to include monitoring of school progress, referral for remedial educational assistance, home visits, electronic monitoring, drug testing, skill building and treatment services, as required. The number of juveniles assigned to a JISP officer is capped at 18. In FY 2015 there were 172 juveniles sentenced to JISP and on June 30, 2015 there were 208 juveniles on JISP. In FY 2015, 96 juveniles (43%) successfully completed the program who might otherwise have served sentences in the Division of Youth Corrections.

Female Offender Program (Table 38, Table 89-92)

The Female Offender Program (FOP) was initially a grant funded pilot project developed in FY 1991, to intervene in the lives of high risk, substance abusing female offenders. In FY 1995 the General Assembly, based on the results of the pilot program, provided state funding in only 10 judicial districts. The program is designed to deliver intensive gender based case management to include frequent contact, skill building, regular employment or vocational/educational efforts, drug testing, home visits, electronic monitoring and participation in treatment, as required. The program was terminated in FY 2004 as a result of required budget reductions. Prior to the program’s termination there was a 0% recidivism rate, for one year following termination from probation, for those offenders that successfully completed the program in FY 2001 and FY 2002. In FY 2005 the program was again funded to previous levels. The number of women assigned to each FOP officer is capped at 30. In FY 2015 there were 222 female offenders sentenced to FOP and on June 30, 2015 there were 325 in the program. In FY 2015, 95 women (57%) successfully completed the program who might otherwise have served sentences in jail, community corrections, or the Department of Corrections.

Sex Offender Intensive Supervision Probation (Table 38, Table 85-88)

The Sex Offender Intensive Supervision Program (SOISP) is designed to provide the highest level of supervision to adult sex offenders who are placed on probation. Although initially created in statute in 1998 to address the risk posed by lifetime supervision cases, the Colorado Legislature made a significant change to the statute in 2001. Pursuant to HB01-1229, all felony sex offenders convicted on or after July 1, 2001, are statutorily mandated to be supervised by the SOISP program. Any adult convicted of a felony sex offense who is sentenced to probation is required to be supervised by the Sex Offender Intensive Supervision Program.

The goal of intensive supervision probation for sex offenders is to minimize the risk to the public to the greatest extent possible, by holding probationers accountable for their present and past anti-social and criminal behavior, encouraging pro-social skill building, and assisting the probationer's ability to repair the harm caused by their actions, when possible. SOISP includes a combination of high level surveillance and monitoring; evidenced-based and best practice supervision strategies, physiological monitoring, and collaboration with Community Supervision Teams. Some sex offenders cannot or will not respond to treatment and there is no expectation that all sex offenders can be successful in treatment. Depending on the probationer, elements of community supervision may include severely restricted activities, daily contact with the probationer, curfew checks, home visitation, employment visitation and monitoring, drug and alcohol screening, and/or sex offense specific treatment to include the use of polygraph testing. SOISP consists of three phases, each with specific criteria that must be met prior to a reduction in the level of supervision. Movement within all phases is behaviorally-based and guided by specific criteria. The program design anticipated a two-year period of supervision in the SOISP program but due to additional requirements developed since program inception, the average length of time for completion has increased to approximately 4 years. There were originally 46 probation officers appropriated for the program. Caseload sizes were capped at 25 offenders, for a program capacity of 1,150.

In FY 2015 there were 349 probationers sentenced to SOISP and on June 30, 2015 there were 1,452 on SOISP. In FY 2015 the program successfully terminated 144 offenders (47%) from the SOISP program who might otherwise have served sentences in the Department of Corrections.

Other Probation Programs

Private Probation (Table 38, Table 55-67)

Chief Justice Directive 04-03 (originally CJD 96-05), defines the priority use of probation resources and the circumstances under which districts may contract with private probation. Part III of the directive states that districts may enter into agreements with public or private entities for the provision of probation services, including investigation services and the supervision of lower risk adult probationers. Although not every judicial district has access to or utilizes a private provider, Colorado Probation has contracted for private probation services since FY 1996, due in part to the inadequacy of staff resources to supervise all offenders sentenced to probation at the level required by standard. In FY 2015 there were 8,996 new offenders sent to private probation for supervision. Of these 5,775 were on supervision for a DUI/DWAI while 3,221 were sentenced for some other criminal offense. On June 30, 2015 there were 17,485 offenders being managed under private probation service contracts. Of these, 11,357 were on supervision for a DUI/DWAI while 6,128 were on supervision for some other criminal offense. In FY 2015 private probation successfully terminated 6,655 DUI/DWAI offenders (87%) and another 3,036 criminal offenders (80%). By utilizing private probation for these lower risk offenders, State probation departments can concentrate their resources on the higher risk offenders.

DUI/DWAI Offenders (Table 38, Table 40, Table 99-107)

In FY 2007 the Alcohol and Drug Driving Safety (ADDS) Program was fully integrated within each probation department. This integration provides an enhanced ability to deliver supervision for the higher risk portion of the Drinking/Drug/Driving offending population. The ADDS program conducts alcohol/drug evaluations and makes treatment recommendations for offenders convicted of driving under the influence of, or impaired by, drugs or alcohol. In FY 2015 the program completed 18,597 DUI/DWAI Evaluations for Colorado's county courts, excluding Denver County. In FY 2015 there were 2,390 offenders sentenced to monitoring. On June 30, 2015 there were 3,997 DUI/DWAI offenders being monitored by State Probation. In FY 2015 state probation successfully terminated 2,402 (86%) DUI monitored offenders. Other DUI/DWAI offenders who were sentenced to regular probation supervision are included in the Adult Probation section but are not separately identified.

Victim Services (Table 98)

In FY 1993 Colorado's General Assembly enacted victims' rights legislation for victims of personal crime. In 1996, the Victims' Rights Act was amended to require Colorado Probation departments to provide victim services. Each of the state's 23 probation departments provides services to eligible victims, who request to be notified, when the offender is placed on probation. In addition to providing referrals and general assistance, in FY 2015 Probation Victim Services Officers sent letters to 15,757 victims of crime informing them of their right to receive notification; of these victims, nineteen percent (2,989) requested receipt of the statutorily required notification. In FY 2015, there were a total of 12,801 critical probation notification events that occurred.

TABLE 38

Grand Totals - Probation
Adult Regular, Private, Juvenile Regular, Intensive Programs, Monitoring and Investigations
FY2014 and FY2015

	Investigations/DUI Evaluations		New Clients		Closures		Active as of June 30 (Supervision/Monitoring)	
	FY 2014	FY 2015	FY 2014	FY 2015	FY 2014	FY 2015	FY 2014	FY 2015
State Adult Regular	13,629	13,613	32,663	35,136	25,926	26,564	49,283	49,886
Adult Intensive Supervision (AISP/LSIP)¹			1,077	680	1,420	859	1,026	822
Sex Offender Intensive Supervision (SOISP)			377	349	334	356	1,379	1,452
Female Offender Program (FOP)			243	222	255	220	234	294
Private Probation Non- DUI/DWAI			3,578	3,221	4,132	3,828	6,505	6,128
Private Probation DUI/DWAI			7,073	5,775	8,372	7,655	12,053	11,359
State Monitored DUI/DWAI	20,380	18,597	2,863	2,390	3,324	2,806	4,804	3,997
Grand Total Adult Population	34,009	32,210	47,874	47,773	43,763	42,288	75,284	73,938

	Investigations		New Clients		Closures		Active as of June 30 (Supervision)	
	FY 2014	FY 2015	FY 2014	FY 2015	FY 2014	FY 2015	FY 2014	FY 2015
State Juvenile	1,525	1,287	3,458	3,290	3,163	2,805	4,061	3,770
Juvenile Intensive Supervision (JISP)			244	172	323	226	238	208
Grand Total Juvenile Population	1,525	1,287	3,702	3,462	3,486	3,031	4,299	3,978

	Investigations/DUI Evaluations		New Clients		Closures		Active as of June 30 (Supervision/Monitoring)	
	FY 2014	FY 2015	FY 2014	FY 2015	FY 2014	FY 2015	FY 2014	FY 2015
Grand Total Adult and Juvenile Population	35,534	33,497	51,576	51,235	47,249	45,319	79,583	77,916

¹**Adult Intensive Supervision (AISP/LSIP):** FY 2014/2015 Adult Intensive Supervision Probation contains both AISP and Limit Setter-Intensive Probation (LSIP) clients. On October 1, 2013, LSIP replaces AISP as a sentencing option. LSIP was created as a community based supervision program designed for higher risk probationers.

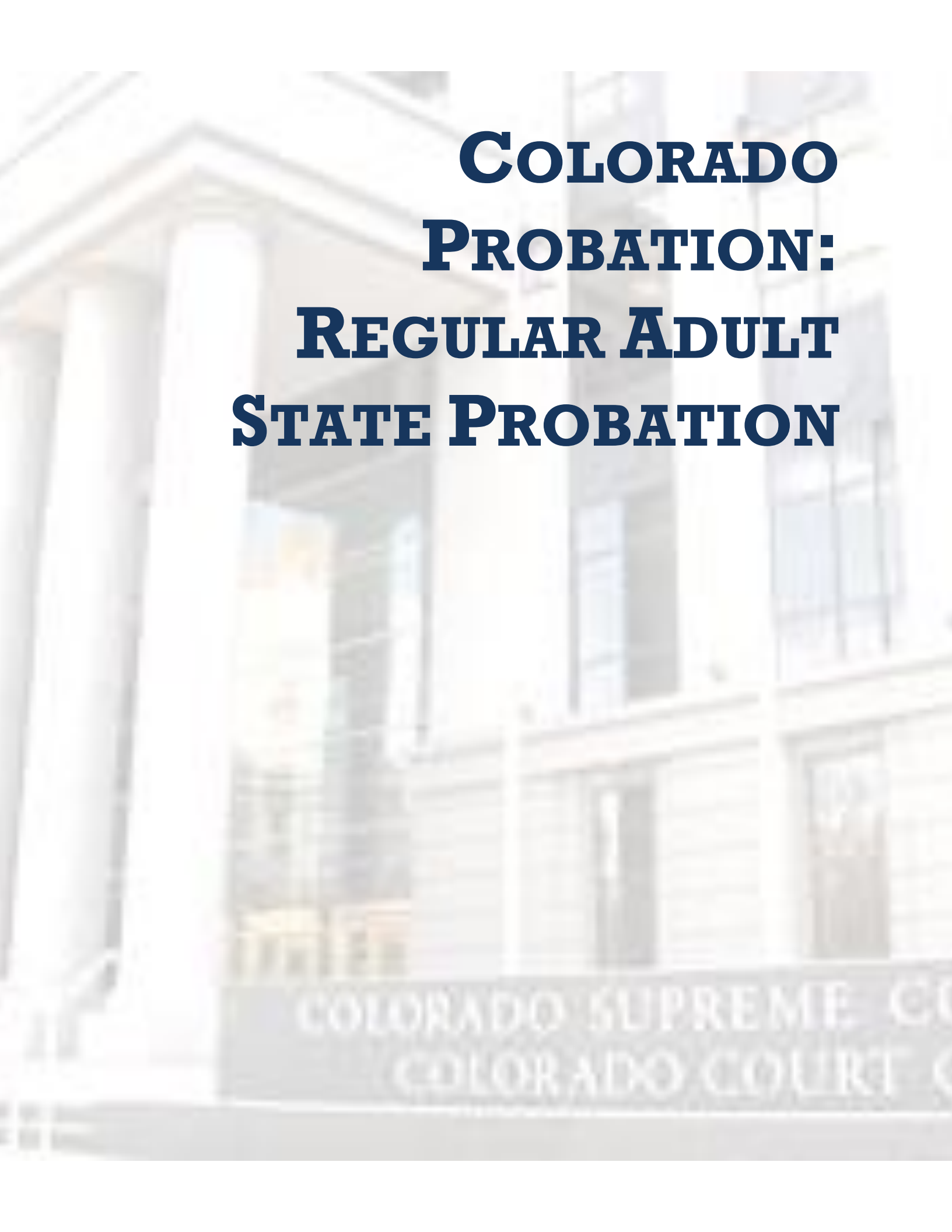
FY 2015
Colorado Adult Probation
State Regular and Non-DUI/DWAI Private Combined
Successful/Unsuccessful Terminations

Note: Because adult state and private programs are reported separately, this summary table was created to identify termination rates for all non-DUI adult probationers. A similar table was not created for juveniles because all supervision is provided by state probation.

TYPE:	SUCCESSFUL TERMINATIONS				UNSUCCESSFUL TERMINATIONS								Total Terminations			
	Successful				Revoked				Absconded							
	State	Private (Non-DUI/DWAI)	TOTAL		State	Private (Non-DUI/DWAI)	TOTAL		State	Private (Non-DUI/DWAI)	TOTAL		State	Private (Non-DUI/DWAI)	TOTAL	
DISTRICT	Number	Number	Number	%	Number	Number	Number	%	Number	Number	Number	%	Number	Number	Number	%
1	1,446	472	1,918	63%	569	84	653	21%	379	89	468	15%	2,394	645	3,039	100%
2	1,028	0	1,028	50%	476	0	476	23%	572	0	572	28%	2,076	0	2,076	100%
3	128	0	128	74%	22	0	22	13%	22	0	22	13%	172	0	172	100%
4	1,027	225	1,252	57%	427	29	456	21%	448	52	500	23%	1,902	306	2,208	100%
5	552	56	608	73%	94	0	94	11%	122	4	126	15%	768	60	828	100%
6	286	2	288	75%	59	0	59	15%	34	1	35	9%	379	3	382	100%
7	324	0	324	77%	50	0	50	12%	47	0	47	11%	421	0	421	100%
8	931	355	1,286	70%	203	55	258	14%	203	100	303	16%	1,337	510	1,847	100%
9	236	29	265	80%	27	0	27	8%	37	2	39	12%	300	31	331	100%
10	491	65	556	54%	305	3	308	30%	155	6	161	16%	951	74	1,025	100%
11	422	24	446	66%	164	0	164	24%	62	2	64	9%	648	26	674	100%
12	238	29	267	58%	124	7	131	29%	57	3	60	13%	419	39	458	100%
13	442	12	454	69%	118	0	118	18%	87	0	87	13%	647	12	659	100%
14	230	0	230	75%	43	0	43	14%	35	0	35	11%	308	0	308	100%
15	111	0	111	79%	17	0	17	12%	12	0	12	9%	140	0	140	100%
16	96	0	96	57%	54	0	54	32%	19	0	19	11%	169	0	169	100%
17	3,074	238	3,312	69%	824	20	844	18%	592	33	625	13%	4,490	291	4,781	100%
18	1,583	847	2,430	66%	772	36	808	22%	397	24	421	12%	2,752	907	3,659	100%
19	933	144	1,077	67%	337	24	361	22%	155	14	169	11%	1,425	182	1,607	100%
20	632	390	1,022	69%	182	73	255	17%	127	71	198	13%	941	534	1,475	100%
21	401	146	547	71%	140	18	158	21%	49	16	65	8%	590	180	770	100%
22	132	2	134	58%	41	0	41	18%	58	0	58	25%	231	2	233	100%
STATE	14,743	3,036	17,779	65%	5,048	349	5,397	20%	3,669	417	4,086	15%	23,460	3,802	27,262	100%

Key: *Successful Terminations*: This number includes the state successful terminations and private (Non-DUI/DWAI) successful terminations.
Unsuccessful Terminations: This column includes those probationers who were revoked or absconded. A revocation is defined as a termination from probation supervision for a technical violation, new misdemeanor, or new felony. A revocation to Community Corrections is NOT included in this section. These offenders are not included on this table as they are still under the supervision and jurisdiction of probation. Absconded refers to probationers who become fugitives and are no longer compliant with probation supervision.
Total Terminations: This table includes: successful terminations, revocations and absconders from probation supervision. Additional types of probation closures are included in Table 48 and Table 62.

Note: Percentages may not total 100 percent because of rounding.



**COLORADO
PROBATION:
REGULAR ADULT
STATE PROBATION**

COLORADO SUPREME COURT
COLORADO COURT OF APPEALS

TABLE 40

FY 2015
Colorado State Adult Probation
Investigations

TYPE:	Sex Offender Investigations		Pre-Sentence Investigations		DUI/DWAI Evaluations ¹		Updated Pre-Sentence Investigations		Intake Evaluations		Interstate Investigations to Colorado		Administrative Investigations (additional cases)		TOTAL INVESTIGATIONS	
	Number	%	Number	%	Number	%	Number	%	Number	%	Number	%	Number	%	Number	%
DISTRICT 1	198	5%	1,040	29%	1,987	55%	92	3%	0	0%	74	2%	211	6%	3,602	100%
DISTRICT 2	151	6%	1,518	63%	109	5%	7	0%	325	13%	112	5%	197	8%	2,419	100%
DISTRICT 3	0	0%	63	46%	69	51%	0	0%	0	0%	0	0%	4	3%	136	100%
DISTRICT 4	155	4%	843	24%	2,117	60%	22	1%	1	0%	183	5%	211	6%	3,532	100%
DISTRICT 5	21	2%	103	10%	805	82%	10	1%	1	0%	13	1%	33	3%	986	100%
DISTRICT 6	12	2%	217	39%	278	50%	3	1%	0	0%	17	3%	33	6%	560	100%
DISTRICT 7	7	1%	162	19%	464	55%	17	2%	74	9%	8	1%	112	13%	844	100%
DISTRICT 8	77	3%	587	21%	1,614	59%	95	3%	17	1%	72	3%	269	10%	2,731	100%
DISTRICT 9	20	2%	146	18%	498	61%	1	0%	100	12%	15	2%	34	4%	814	100%
DISTRICT 10	35	4%	144	17%	558	67%	12	1%	18	2%	0	0%	61	7%	828	100%
DISTRICT 11	21	4%	80	16%	301	60%	6	1%	31	6%	15	3%	50	10%	504	100%
DISTRICT 12	8	1%	253	34%	212	29%	0	0%	231	31%	6	1%	26	4%	736	100%
DISTRICT 13	27	4%	185	30%	329	53%	23	4%	7	1%	9	1%	46	7%	626	100%
DISTRICT 14	5	1%	94	18%	333	63%	4	1%	13	2%	12	2%	71	13%	532	100%
DISTRICT 15	4	6%	37	51%	30	42%	0	0%	0	0%	0	0%	1	1%	72	100%
DISTRICT 16	13	4%	149	41%	124	34%	10	3%	32	9%	1	0%	38	10%	367	100%
DISTRICT 17	109	3%	661	19%	2,616	74%	3	0%	0	0%	46	1%	89	3%	3,524	100%
DISTRICT 18	171	4%	373	9%	3,613	85%	0	0%	0	0%	2	0%	71	2%	4,230	100%
DISTRICT 19	99	4%	885	38%	1,063	45%	5	0%	0	0%	16	1%	277	12%	2,345	100%
DISTRICT 20	61	6%	241	24%	539	54%	0	0%	0	0%	35	4%	118	12%	994	100%
DISTRICT 21	50	3%	383	26%	780	53%	19	1%	0	0%	32	2%	221	15%	1,485	100%
DISTRICT 22	7	2%	141	41%	158	46%	2	1%	11	3%	8	2%	16	5%	343	100%
STATE	1,251	4%	8,305	26%	18,597	58%	331	1%	861	3%	676	2%	2,189	7%	32,210	100%

Denver County ²	0	0%	0	0%	2,302	100%	0	0%	0	0%	0	0%	0	0%	2,302	100%
STATE TOTAL (with Denver County)	1,251	4%	8,305	24%	20,899	61%	331	1%	861	2%	676	2%	2,189	6%	34,512	100%

¹DUI/DWAI Evaluations: In previous annual reports this data was reported in Table 94. As of FY 2008 this information is now included in this table.

²Denver County: Colorado Judicial contracts with the Denver County Court for alcohol evaluations. Denver County Court is not part of the State Court data system, therefore this data is reported by Denver County for inclusion in this table.

Note: Percentages may not total 100 percent because of rounding.

TABLE 41

FY 2015
Colorado State Adult Probation
New Clients by Offense Type

TYPE: DISTRICT	Felony		Misdemeanor		Petty Offense		Traffic		Other (offense coded without a law class)		TOTAL NEW CLIENTS	
	Number	%	Number	%	Number	%	Number	%	Number	%	Number	%
1	878	28%	2,183	69%	68	2%	14	0%	6	0%	3,149	100%
2	2,022	70%	877	30%	1	0%	4	0%	3	0%	2,907	100%
3	38	18%	155	75%	5	2%	5	2%	4	2%	207	100%
4	1,465	40%	2,083	57%	3	0%	4	0%	110	3%	3,665	100%
5	169	17%	738	76%	27	3%	4	0%	29	3%	967	100%
6	116	28%	294	71%	0	0%	2	0%	4	1%	416	100%
7	155	23%	492	74%	4	1%	1	0%	13	2%	665	100%
8	530	23%	1,686	73%	82	4%	22	1%	5	0%	2,325	100%
9	112	21%	380	73%	14	3%	0	0%	16	3%	522	100%
10	365	25%	1,066	73%	5	0%	10	1%	15	1%	1,461	100%
11	109	14%	666	84%	14	2%	6	1%	2	0%	797	100%
12	95	16%	453	77%	17	3%	14	2%	12	2%	591	100%
13	176	23%	566	73%	17	2%	6	1%	16	2%	781	100%
14	90	23%	281	72%	3	1%	2	1%	12	3%	388	100%
15	49	40%	72	60%	0	0%	0	0%	0	0%	121	100%
16	71	29%	159	66%	5	2%	1	0%	5	2%	241	100%
17	898	16%	4,515	81%	102	2%	28	1%	22	0%	5,565	100%
18	1,100	21%	4,025	77%	20	0%	28	1%	52	1%	5,225	100%
19	598	27%	1,585	71%	10	0%	29	1%	22	1%	2,244	100%
20	415	24%	1,203	71%	34	2%	13	1%	34	2%	1,699	100%
21	311	35%	543	61%	5	1%	5	1%	27	3%	891	100%
22	42	14%	245	79%	4	1%	3	1%	16	5%	310	100%
STATE	9,804	28%	24,267	69%	440	1%	201	1%	424	1%	35,136	100%

Note: Percentages may not total 100 percent because of rounding.

TABLE 42

FY 2015
Colorado State Adult Probation
New Clients by Court of Origin

TYPE: DISTRICT	District Court		County Court		Interstate Transfers to Colorado		TOTAL NEW CLIENTS	
	Number	%	Number	%	Number	%	Number	%
1	1,521	48%	1,570	50%	58	2%	3,149	100%
2	2,848	98%	12	0%	47	2%	2,907	100%
3	99	48%	104	50%	4	2%	207	100%
4	1,930	53%	1,643	45%	92	3%	3,665	100%
5	327	34%	627	65%	13	1%	967	100%
6	210	50%	187	45%	19	5%	416	100%
7	278	42%	371	56%	16	2%	665	100%
8	839	36%	1,439	62%	47	2%	2,325	100%
9	208	40%	304	58%	10	2%	522	100%
10	825	56%	622	43%	14	1%	1,461	100%
11	269	34%	512	64%	16	2%	797	100%
12	255	43%	324	55%	12	2%	591	100%
13	311	40%	460	59%	9	1%	780	100%
14	179	46%	202	52%	7	2%	388	100%
15	77	64%	40	33%	4	3%	121	100%
16	122	51%	117	49%	2	1%	241	100%
17	1,999	36%	3,495	63%	71	1%	5,565	100%
18	1,860	36%	3,308	63%	57	1%	5,225	100%
19	963	43%	1,235	55%	46	2%	2,244	100%
20	783	46%	871	51%	45	3%	1,699	100%
21	488	55%	378	42%	25	3%	891	100%
22	100	32%	200	65%	10	3%	310	100%
STATE	16,491	47%	18,021	51%	624	2%	35,136	100%

Note: Percentages may not total 100 percent because of rounding.

TABLE 43

FY 2015
Colorado State Adult Probation
New Clients by Supervision Type

TYPE:	Probation		Probation Revoked and Re-sentenced		Interstate Transfers to Colorado		Courtesy Supervision from Other Colorado Probation Districts		Direct Sentence Community Corrections		Deferred Judgment and Sentence		Diversion to be Supervised by Probation		TOTAL NEW CLIENTS	
	Number	%	Number	%	Number	%	Number	%	Number	%	Number	%	Number	%	Number	%
DISTRICT 1	2,566	81%	152	5%	58	2%	203	6%	124	4%	42	1%	4	0%	3,149	100%
2	2,021	70%	226	8%	47	2%	148	5%	176	6%	289	10%	0	0%	2,907	100%
3	104	50%	4	2%	4	2%	34	16%	4	2%	57	28%	0	0%	207	100%
4	2,544	69%	73	2%	92	3%	285	8%	118	3%	553	15%	0	0%	3,665	100%
5	580	60%	17	2%	14	1%	116	12%	16	2%	224	23%	0	0%	967	100%
6	262	63%	2	0%	19	5%	44	11%	7	2%	82	20%	0	0%	416	100%
7	379	57%	10	2%	16	2%	102	15%	14	2%	144	22%	0	0%	665	100%
8	1,597	69%	57	2%	47	2%	191	8%	78	3%	355	15%	0	0%	2,325	100%
9	356	68%	1	0%	10	2%	84	16%	13	2%	58	11%	1	0%	522	100%
10	956	65%	28	2%	14	1%	170	12%	28	2%	265	18%	0	0%	1,461	100%
11	482	60%	20	3%	16	2%	71	9%	2	0%	206	26%	0	0%	797	100%
12	359	61%	10	2%	12	2%	59	10%	13	2%	138	23%	0	0%	591	100%
13	530	68%	14	2%	9	1%	85	11%	23	3%	119	15%	0	0%	780	100%
14	236	61%	8	2%	7	2%	56	14%	15	4%	66	17%	0	0%	388	100%
15	51	42%	1	1%	4	3%	26	21%	9	7%	30	25%	0	0%	121	100%
16	140	58%	1	0%	2	1%	52	22%	16	7%	30	12%	0	0%	241	100%
17	4,462	80%	148	3%	71	1%	464	8%	172	3%	248	4%	0	0%	5,565	100%
18	3,893	75%	86	2%	57	1%	286	5%	109	2%	794	15%	0	0%	5,225	100%
19	1,640	73%	19	1%	46	2%	272	12%	81	4%	186	8%	0	0%	2,244	100%
20	1,213	71%	38	2%	45	3%	175	10%	29	2%	199	12%	0	0%	1,699	100%
21	640	72%	18	2%	25	3%	96	11%	56	6%	56	6%	0	0%	891	100%
22	168	54%	11	4%	9	3%	19	6%	7	2%	74	24%	22	7%	310	100%
STATE	25,179	72%	944	3%	624	2%	3,038	9%	1,110	3%	4,215	12%	27	0%	35,136	100%

Note: Percentages may not total 100 percent because of rounding.

TABLE 44

FY 2015
Colorado State Adult Probation
New Clients by Gender

TYPE: DISTRICT	Female		Male		Unknown		TOTAL NEW CLIENTS	
	Number	%	Number	%	Number	%	Number	%
1	860	27%	2,289	73%	0	0%	3,149	100%
2	742	26%	2,163	74%	2	0%	2,907	100%
3	48	23%	158	76%	1	0%	207	100%
4	933	25%	2,730	74%	2	0%	3,665	100%
5	180	19%	786	81%	1	0%	967	100%
6	85	20%	331	80%	0	0%	416	100%
7	165	25%	500	75%	0	0%	665	100%
8	615	26%	1,709	74%	1	0%	2,325	100%
9	132	25%	388	74%	2	0%	522	100%
10	424	29%	1,035	71%	2	0%	1,461	100%
11	202	25%	594	75%	1	0%	797	100%
12	179	30%	411	70%	1	0%	591	100%
13	211	27%	569	73%	0	0%	780	100%
14	100	26%	287	74%	1	0%	388	100%
15	36	30%	85	70%	0	0%	121	100%
16	76	32%	165	68%	0	0%	241	100%
17	1,437	26%	4,127	74%	1	0%	5,565	100%
18	1,437	28%	3,786	72%	2	0%	5,225	100%
19	565	25%	1,677	75%	2	0%	2,244	100%
20	439	26%	1,260	74%	0	0%	1,699	100%
21	263	30%	628	70%	0	0%	891	100%
22	77	25%	233	75%	0	0%	310	100%
STATE	9,206	26%	25,911	74%	19	0%	35,136	100%

Note: Percentages may not total 100 percent because of rounding.

TABLE 45

FY 2015
Colorado State Adult Probation
New Clients by Age

TYPE: DISTRICT	12-17 Years*		18-20 Years		21-24 Years		25-32 Years		33-39 Years		40 and above		Unknown		TOTAL NEW CLIENTS	
	Number	%	Number	%	Number	%	Number	%	Number	%	Number	%	Number	%	Number	%
1	14	0%	162	5%	420	13%	957	30%	611	19%	985	31%	0	0%	3,149	100%
2	0	0%	231	8%	506	17%	886	30%	511	18%	773	27%	0	0%	2,907	100%
3	3	1%	12	6%	31	15%	62	30%	32	15%	67	32%	0	0%	207	100%
4	6	0%	264	7%	626	17%	1,093	30%	661	18%	1,015	28%	0	0%	3,665	100%
5	6	1%	69	7%	157	16%	305	32%	159	16%	271	28%	0	0%	967	100%
6	1	0%	18	4%	64	15%	127	31%	77	19%	129	31%	0	0%	416	100%
7	2	0%	54	8%	98	15%	154	23%	113	17%	244	37%	0	0%	665	100%
8	8	0%	191	8%	448	19%	698	30%	372	16%	608	26%	0	0%	2,325	100%
9	0	0%	34	7%	69	13%	154	30%	113	22%	152	29%	0	0%	522	100%
10	2	0%	116	8%	236	16%	419	29%	294	20%	393	27%	1	0%	1,461	100%
11	1	0%	51	6%	108	14%	194	24%	138	17%	305	38%	0	0%	797	100%
12	0	0%	48	8%	114	19%	170	29%	107	18%	152	26%	0	0%	591	100%
13	2	0%	52	7%	137	18%	218	28%	120	15%	251	32%	0	0%	780	100%
14	2	1%	34	9%	57	15%	128	33%	62	16%	105	27%	0	0%	388	100%
15	0	0%	13	11%	18	15%	37	31%	21	17%	32	26%	0	0%	121	100%
16	0	0%	15	6%	35	15%	70	29%	44	18%	77	32%	0	0%	241	100%
17	14	0%	353	6%	974	18%	1,732	31%	1,043	19%	1,449	26%	0	0%	5,565	100%
18	25	0%	383	7%	866	17%	1,529	29%	945	18%	1,477	28%	0	0%	5,225	100%
19	10	0%	193	9%	412	18%	691	31%	352	16%	586	26%	0	0%	2,244	100%
20	5	0%	163	10%	322	19%	464	27%	270	16%	475	28%	0	0%	1,699	100%
21	0	0%	69	8%	133	15%	237	27%	179	20%	273	31%	0	0%	891	100%
22	0	0%	20	6%	56	18%	85	27%	52	17%	97	31%	0	0%	310	100%
STATE	101	0%	2,545	7%	5,887	17%	10,410	30%	6,276	18%	9,916	28%	1	0%	35,136	100%

*12-17 Years: DUI/DWAI and underage consumption convictions for probationers under the age of 18 are captured as "adult offenses".

Note: Percentages may not total 100 percent because of rounding.

TABLE 46

FY 2015
Colorado State Adult Probation
New Clients by Ethnic Group¹

TYPE: DISTRICT	Caucasian		African American		Asian		Hispanic		Native American		Other		TOTAL NEW CLIENTS	
	Number	%	Number	%	Number	%	Number	%	Number	%	Number	%	Number	%
1	2,658	84%	136	4%	31	1%	268	9%	21	1%	35	1%	3,149	100%
2	1,853	64%	641	22%	33	1%	334	11%	25	1%	21	1%	2,907	100%
3	148	71%	1	0%	0	0%	52	25%	3	1%	3	1%	207	100%
4	2,530	69%	539	15%	55	2%	464	13%	35	1%	42	1%	3,665	100%
5	838	87%	21	2%	5	1%	96	10%	4	0%	3	0%	967	100%
6	303	73%	6	1%	1	0%	42	10%	57	14%	7	2%	416	100%
7	594	89%	8	1%	0	0%	60	9%	2	0%	1	0%	665	100%
8	2,060	89%	72	3%	10	0%	148	6%	13	1%	22	1%	2,325	100%
9	471	90%	4	1%	3	1%	39	7%	2	0%	3	1%	522	100%
10	720	49%	57	4%	7	0%	632	43%	21	1%	24	2%	1,461	100%
11	743	93%	10	1%	2	0%	28	4%	5	1%	9	1%	797	100%
12	398	67%	7	1%	3	1%	164	28%	11	2%	8	1%	591	100%
13	652	84%	23	3%	2	0%	94	12%	8	1%	1	0%	780	100%
14	345	89%	10	3%	2	1%	19	5%	7	2%	5	1%	388	100%
15	100	83%	3	2%	0	0%	17	14%	0	0%	1	1%	121	100%
16	176	73%	1	0%	1	0%	62	26%	1	0%	0	0%	241	100%
17	4,621	83%	379	7%	65	1%	441	8%	24	0%	35	1%	5,565	100%
18	3,628	69%	817	16%	107	2%	597	11%	34	1%	42	1%	5,225	100%
19	1,770	79%	68	3%	18	1%	345	15%	7	0%	36	2%	2,244	100%
20	1,519	89%	59	3%	15	1%	92	5%	5	0%	9	1%	1,699	100%
21	747	84%	26	3%	8	1%	85	10%	19	2%	6	1%	891	100%
22	149	48%	1	0%	1	0%	26	8%	130	42%	3	1%	310	100%
STATE	27,023	77%	2,889	8%	369	1%	4,105	12%	434	1%	316	1%	35,136	100%

¹ Ethnic Group: This information is entered by court staff from information provided in the summons, affidavit, arrest report or complaint filed with the court.

Note: Percentages may not total 100 percent because of rounding.

TABLE 47

FY 2015
Colorado State Adult Probation
Successful/Unsuccessful Terminations

TYPE:	SUCCESSFUL TERMINATIONS		UNSUCCESSFUL TERMINATIONS				TOTAL TERMINATIONS	
	Successful		Revoked		Absconded			
DISTRICT	Number	%	Number	%	Number	%	Number	%
1	1,446	60%	569	24%	379	16%	2,394	100%
2	1,028	50%	476	23%	572	28%	2,076	100%
3	128	74%	22	13%	22	13%	172	100%
4	1,027	54%	427	22%	448	24%	1,902	100%
5	552	72%	94	12%	122	16%	768	100%
6	286	75%	59	16%	34	9%	379	100%
7	324	77%	50	12%	47	11%	421	100%
8	931	70%	203	15%	203	15%	1,337	100%
9	236	79%	27	9%	37	12%	300	100%
10	491	52%	305	32%	155	16%	951	100%
11	422	65%	164	25%	62	10%	648	100%
12	238	57%	124	30%	57	14%	419	100%
13	442	68%	118	18%	87	13%	647	100%
14	230	75%	43	14%	35	11%	308	100%
15	111	79%	17	12%	12	9%	140	100%
16	96	57%	54	32%	19	11%	169	100%
17	3,074	68%	824	18%	592	13%	4,490	100%
18	1,583	58%	772	28%	397	14%	2,752	100%
19	933	65%	337	24%	155	11%	1,425	100%
20	632	67%	182	19%	127	13%	941	100%
21	401	68%	140	24%	49	8%	590	100%
22	132	57%	41	18%	58	25%	231	100%
STATE	14,743	63%	5,048	22%	3,669	16%	23,460	100%

Key: *Successful Terminations*: This column is exclusively state successful terminations.

Unsuccessful Terminations: This column includes those probationers who were revoked or absconded. A revocation is defined as a termination from probation supervision for a technical violation, new misdemeanor, or new felony. A revocation to Community Corrections is NOT included in this section because these offenders are still under the supervision and jurisdiction of probation. Absconded refers to probationers who become fugitives and are no longer compliant with probation supervision.

Total Terminations: This table includes: successful terminations, revocations and absconders from probation supervision. Additional types of state adult probation closures are included in Table 48.

Note: Percentages may not total 100 percent because of rounding.

TABLE 48

FY 2015
Colorado State Adult Probation
All Probation Supervision Closure Types

TYPE:		Successful		Revoked		Absconded		Community Corrections Discharge		Deported		Death		Administrative Closure		TOTAL CLOSURES		Courtesy Transfers ¹	
DISTRICT	Number	%	Number	%	Number	%	Number	%	Number	%	Number	%	Number	%	Number	%	Number	DISTRICT	
1	1,446	51%	569	20%	379	13%	342	12%	1	0%	41	1%	71	2%	2,849	100%	221	1	
2	1,028	40%	476	19%	572	22%	335	13%	51	2%	27	1%	83	3%	2,572	100%	198	2	
3	128	72%	22	12%	22	12%	4	2%	0	0%	2	1%	1	1%	179	100%	35	3	
4	1,027	46%	427	19%	448	20%	254	11%	2	0%	35	2%	40	2%	2,233	100%	233	4	
5	552	68%	94	12%	122	15%	18	2%	17	2%	2	0%	1	0%	806	100%	79	5	
6	286	71%	59	15%	34	8%	19	5%	0	0%	3	1%	4	1%	405	100%	43	6	
7	324	72%	50	11%	47	10%	13	3%	5	1%	9	2%	2	0%	450	100%	103	7	
8	931	61%	203	13%	203	13%	154	10%	0	0%	21	1%	7	0%	1,519	100%	190	8	
9	236	70%	27	8%	37	11%	27	8%	1	0%	9	3%	2	1%	339	100%	51	9	
10	491	46%	305	29%	155	15%	80	8%	6	1%	15	1%	4	0%	1,056	100%	105	10	
11	422	63%	164	24%	62	9%	8	1%	0	0%	13	2%	3	0%	672	100%	68	11	
12	238	50%	124	26%	57	12%	52	11%	0	0%	1	0%	8	2%	480	100%	52	12	
13	442	62%	118	17%	87	12%	45	6%	7	1%	2	0%	9	1%	710	100%	60	13	
14	230	73%	43	14%	35	11%	3	1%	1	0%	4	1%	0	0%	316	100%	64	14	
15	111	69%	17	10%	12	7%	20	12%	0	0%	1	1%	1	1%	162	100%	16	15	
16	96	54%	54	31%	19	11%	6	3%	0	0%	2	1%	0	0%	177	100%	47	16	
17	3,074	62%	824	17%	592	12%	389	8%	44	1%	16	0%	25	1%	4,964	100%	496	17	
18	1,583	51%	772	25%	397	13%	234	8%	32	1%	45	1%	42	1%	3,105	100%	280	18	
19	933	58%	337	21%	155	10%	148	9%	14	1%	16	1%	11	1%	1,614	100%	262	19	
20	632	61%	182	17%	127	12%	72	7%	7	1%	13	1%	9	1%	1,042	100%	130	20	
21	401	60%	140	21%	49	7%	55	8%	3	0%	14	2%	8	1%	670	100%	78	21	
22	132	54%	41	17%	58	24%	8	3%	0	0%	4	2%	1	0%	244	100%	8	22	
STATE	14,743	55%	5,048	19%	3,669	14%	2,286	9%	191	1%	295	1%	332	1%	26,564	100%	2,819	STATE	

¹**Courtesy Transfers:** Beginning in FY 2008 courtesy transfers were removed from "Total Closures" as they are accounted for within the existing closure categories. They are reported separately to track the cases transferred between districts.

Note: Percentages may not total 100 percent because of rounding.

TABLE 49

FY 2015
Colorado State Adult Probation
Type of Revocation

TYPE: DISTRICT	New Felony		New Misdemeanor		Technical		TOTAL REVOCATIONS	
	Number	%	Number	%	Number	%	Number	%
1	60	11%	122	21%	387	68%	569	100%
2	77	16%	53	11%	346	73%	476	100%
3	1	5%	6	27%	15	68%	22	100%
4	115	27%	39	9%	273	64%	427	100%
5	9	10%	21	22%	64	68%	94	100%
6	5	8%	4	7%	50	85%	59	100%
7	3	6%	7	14%	40	80%	50	100%
8	32	16%	45	22%	126	62%	203	100%
9	1	4%	6	22%	20	74%	27	100%
10	47	15%	73	24%	185	61%	305	100%
11	31	19%	20	12%	113	69%	164	100%
12	7	6%	27	22%	90	73%	124	100%
13	19	16%	23	19%	76	64%	118	100%
14	9	21%	14	33%	20	47%	43	100%
15	2	12%	2	12%	13	76%	17	100%
16	5	9%	7	13%	42	78%	54	100%
17	80	10%	189	23%	555	67%	824	100%
18	94	12%	212	27%	466	60%	772	100%
19	58	17%	76	23%	203	60%	337	100%
20	14	8%	43	24%	125	69%	182	100%
21	37	26%	38	27%	65	46%	140	100%
22	3	7%	4	10%	34	83%	41	100%
STATE	709	14%	1,031	20%	3,308	66%	5,048	100%

Key: *New Felony:* Includes revocations for a new felony offense committed while on probation supervision.
New Misdemeanor: Includes revocations for a new misdemeanor offense committed while on probation supervision.
Technical: Includes revocations for technical probation supervision violations (e.g. drug use, non-compliance).
Total Revocations: Total includes all felony, misdemeanor, and technical violations resulting in a revocation from probation.

Note: Percentages may not total 100 percent because of rounding.

TABLE 50

FY 2015
Colorado State Adult Probation
Length of Stay

TYPE:	0-12 months		13-24 months		25-36 months		37 + months		TOTAL CLOSURES	
DISTRICT	Number	%	Number	%	Number	%	Number	%	Number	%
1	916	32%	1,190	42%	430	15%	313	11%	2,849	100%
2	1,055	41%	940	37%	293	11%	284	11%	2,572	100%
3	81	45%	66	37%	24	13%	8	4%	179	100%
4	789	35%	855	38%	316	14%	273	12%	2,233	100%
5	307	38%	333	41%	101	13%	65	8%	806	100%
6	178	44%	144	36%	56	14%	27	7%	405	100%
7	180	40%	168	37%	47	10%	55	12%	450	100%
8	519	34%	560	37%	258	17%	182	12%	1,519	100%
9	115	34%	131	39%	59	17%	34	10%	339	100%
10	380	36%	415	39%	156	15%	105	10%	1,056	100%
11	308	46%	250	37%	73	11%	41	6%	672	100%
12	181	38%	195	41%	87	18%	17	4%	480	100%
13	271	38%	312	44%	86	12%	41	6%	710	100%
14	94	30%	127	40%	55	17%	40	13%	316	100%
15	70	43%	60	37%	21	13%	11	7%	162	100%
16	58	33%	70	40%	28	16%	21	12%	177	100%
17	2,289	46%	1,679	34%	640	13%	356	7%	4,964	100%
18	971	31%	1,207	39%	507	16%	420	14%	3,105	100%
19	544	34%	625	39%	251	16%	194	12%	1,614	100%
20	380	36%	427	41%	114	11%	121	12%	1,042	100%
21	186	28%	223	33%	129	19%	132	20%	670	100%
22	106	43%	87	36%	36	15%	15	6%	244	100%
STATE	9,978	38%	10,064	38%	3,767	14%	2,755	10%	26,564	100%

Note: Percentages may not total 100 percent because of rounding.

TABLE 51

FY 2015
Colorado State Adult and All Private Adult Probation
Active Clients on June 30, 2015

TYPE	TOTAL STATE REGULAR SUPERVISED CLIENTS		TOTAL NON-DUI/DWAI PRIVATE CLIENTS		TOTAL DUI/DWAI PRIVATE CLIENTS		TOTAL STATE REGULAR SUPERVISED & PRIVATE PROBATION POPULATION	
	Number	%	Number	%	Number	%	Number	%
DISTRICT								
1	5,097	65%	907	11%	1,894	24%	7,898	100%
2	4,812	100%	0	0%	0	0%	4,812	100%
3	327	100%	0	0%	0	0%	327	100%
4	5,060	73%	913	13%	947	14%	6,920	100%
5	1,080	86%	67	5%	106	8%	1,253	100%
6	662	91%	4	1%	61	8%	727	100%
7	1,044	100%	1	0%	2	0%	1,047	100%
8	2,983	63%	620	13%	1,122	24%	4,725	100%
9	834	93%	35	4%	29	3%	898	100%
10	2,156	75%	187	7%	522	18%	2,865	100%
11	960	85%	32	3%	140	12%	1,132	100%
12	766	93%	13	2%	45	5%	824	100%
13	1,218	94%	9	1%	70	5%	1,297	100%
14	730	100%	0	0%	0	0%	730	100%
15	221	100%	0	0%	0	0%	221	100%
16	398	100%	0	0%	0	0%	398	100%
17	7,791	91%	373	4%	392	5%	8,556	100%
18	6,363	55%	1,534	13%	3,698	32%	11,595	100%
19	3,155	78%	220	5%	649	16%	4,024	100%
20	1,840	46%	801	20%	1,401	35%	4,042	100%
21	2,003	75%	409	15%	247	9%	2,659	100%
22	386	91%	3	1%	34	8%	423	100%
STATE	49,886	74%	6,128	9%	11,359	17%	67,373	100%

Note: Percentages may not total 100 percent because of rounding.

TABLE 52

FY 2015
Colorado State Adult Probation
Active Client Risk Levels¹ on June 30, 2015

Risk Levels:	New: w/in the first 30 days of supervision start date		Maximum		Medium		Minimum		Administrative		Community Corrections		Interstate Transfer to Another State		TOTAL STATE PROBATION CLIENTS	
	Number	%	Number	%	Number	%	Number	%	Number	%	Number	%	Number	%	Number	%
DISTRICT																
1	115	2%	660	13%	1,510	30%	1,489	29%	780	15%	347	7%	196	4%	5,097	100%
2	17	0%	848	18%	1,265	26%	1,089	23%	1,146	24%	357	7%	90	2%	4,812	100%
3	5	2%	91	28%	86	26%	88	27%	30	9%	8	2%	19	6%	327	100%
4	39	1%	682	13%	1,602	32%	1,324	26%	1,077	21%	80	2%	256	5%	5,060	100%
5	38	4%	100	9%	225	21%	446	41%	141	13%	44	4%	86	8%	1,080	100%
6	9	1%	110	17%	149	23%	214	32%	88	13%	21	3%	71	11%	662	100%
7	28	3%	218	21%	276	26%	406	39%	42	4%	46	4%	28	3%	1,044	100%
8	90	3%	489	16%	810	27%	677	23%	500	17%	226	8%	191	6%	2,983	100%
9	25	3%	97	12%	176	21%	334	39%	95	11%	60	7%	47	6%	834	100%
10	86	4%	390	18%	690	32%	392	18%	482	22%	92	4%	24	1%	2,156	100%
11	39	4%	164	17%	245	26%	269	28%	198	21%	14	1%	31	3%	960	100%
12	8	1%	120	16%	194	25%	281	37%	104	14%	45	6%	14	2%	766	100%
13	26	2%	152	12%	289	24%	400	33%	207	17%	66	5%	78	6%	1,218	100%
14	13	2%	101	14%	155	21%	278	38%	80	11%	47	6%	56	8%	730	100%
15	5	2%	36	16%	57	26%	70	32%	23	10%	16	7%	14	6%	221	100%
16	3	1%	77	19%	118	30%	127	32%	51	13%	16	4%	6	2%	398	100%
17	158	2%	1,083	14%	2,210	28%	2,416	31%	1,453	19%	336	4%	135	2%	7,791	100%
18	163	3%	721	11%	2,412	38%	1,056	17%	1,379	22%	322	5%	310	5%	6,363	100%
19	88	3%	356	11%	842	27%	1,097	35%	456	14%	208	7%	108	3%	3,155	100%
20	29	2%	287	16%	395	21%	496	27%	432	23%	89	5%	112	6%	1,840	100%
21	34	2%	257	13%	505	25%	566	28%	267	13%	261	13%	113	6%	2,003	100%
22	8	2%	74	19%	120	31%	89	23%	47	12%	17	4%	31	8%	386	100%
STATE	1,026	2%	7,113	14%	14,331	30%	13,604	28%	9,078	18%	2,718	5%	2,016	4%	49,886	100%

¹The risk levels include regular adult supervision, domestic violence, sex offender (Non-SOISP), problem solving court, mental health and economic crime. Detailed supervision levels for each regular adult supervision, domestic violence, sex offender (Non-SOISP), problem solving court, mental health and economic crime can be found on Tables 53 and 54.

Note: Percentages may not total 100 percent because of rounding.

TABLE 53

FY 2015
Colorado State Adult Probation
Regular Adult, Domestic Violence and Sex Offender Caseloads
Active Client Risk Levels on June 30, 2015

Risk Level:	Regular Adult Offenders									
	Regular Maximum		Regular Medium		Regular Minimum		Regular Administrative		TOTAL Regular OFFENDERS	
	#	%	#	%	#	%	#	%	#	%
DISTRICT	#	%	#	%	#	%	#	%	#	%
1	337	10%	1,093	31%	1,314	38%	755	22%	3,499	100%
2	417	13%	979	31%	941	30%	818	26%	3,155	100%
3	69	27%	74	29%	86	33%	30	12%	259	100%
4	411	12%	1,095	32%	965	28%	1,002	29%	3,473	100%
5	52	7%	145	21%	377	53%	133	19%	707	100%
6	50	12%	105	25%	196	46%	77	18%	428	100%
7	137	18%	202	27%	370	49%	42	6%	751	100%
8	307	15%	676	32%	640	31%	463	22%	2,086	100%
9	83	13%	158	24%	311	48%	93	14%	645	100%
10	228	15%	532	35%	301	20%	444	30%	1,505	100%
11	82	12%	161	24%	226	34%	190	29%	659	100%
12	108	17%	173	27%	264	41%	98	15%	643	100%
13	88	11%	184	23%	338	42%	195	24%	805	100%
14	57	12%	103	22%	237	50%	76	16%	473	100%
15	34	20%	49	29%	62	37%	23	14%	168	100%
16	47	17%	85	30%	98	35%	51	18%	281	100%
17	554	9%	1,670	28%	2,263	38%	1,395	24%	5,882	100%
18	431	10%	1,908	42%	910	20%	1,269	28%	4,518	100%
19	196	9%	592	28%	945	44%	404	19%	2,137	100%
20	180	14%	289	22%	429	33%	404	31%	1,302	100%
21	143	11%	392	30%	505	39%	258	20%	1,298	100%
22	43	19%	70	31%	67	30%	47	21%	227	100%
STATE	4,054	12%	10,735	31%	11,845	34%	8,267	24%	34,901	100%

Risk Level:	Domestic Violence Offenders									
	DV Maximum		DV Medium		DV Minimum		DV Administrative		TOTAL DV OFFENDERS	
	#	%	#	%	#	%	#	%	#	%
DISTRICT	#	%	#	%	#	%	#	%	#	%
1	137	25%	274	51%	106	20%	22	4%	539	100%
2	44	30%	63	43%	35	24%	6	4%	148	100%
3	4	29%	9	64%	1	7%	0	0%	14	100%
4	128	16%	344	43%	272	34%	49	6%	793	100%
5	16	11%	63	44%	59	41%	6	4%	144	100%
6	29	35%	37	45%	9	11%	7	9%	82	100%
7	24	22%	59	55%	25	23%	0	0%	108	100%
8	104	54%	70	36%	18	9%	1	1%	193	100%
9	2	9%	8	35%	11	48%	2	9%	23	100%
10	103	29%	142	40%	71	20%	35	10%	351	100%
11	33	30%	51	46%	20	18%	6	5%	110	100%
12	9	20%	16	36%	14	32%	5	11%	44	100%
13	30	18%	84	51%	39	24%	11	7%	164	100%
14	37	31%	45	38%	36	31%	0	0%	118	100%
15	0	0%	4	44%	5	56%	0	0%	9	100%
16	18	25%	29	41%	24	34%	0	0%	71	100%
17	392	46%	333	39%	76	9%	44	5%	845	100%
18	93	18%	362	69%	37	7%	29	6%	521	100%
19	83	17%	229	47%	138	28%	40	8%	490	100%
20	15	21%	21	30%	28	40%	6	9%	70	100%
21	84	42%	99	50%	14	7%	3	2%	200	100%
22	11	18%	33	54%	17	28%	0	0%	61	100%
STATE	1,396	27%	2,375	47%	1,055	21%	272	5%	5,098	100%

Risk Level:	Sex Offenders (Non-SOISP)*									
	Sex Offender Maximum		Sex Offender Medium		Sex Offender Minimum		Sex Offender Administrative		TOTAL SEX OFFENDERS	
	#	%	#	%	#	%	#	%	#	%
DISTRICT	#	%	#	%	#	%	#	%	#	%
1	26	20%	44	34%	58	44%	3	2%	131	100%
2	7	6%	5	4%	6	5%	108	86%	126	100%
3	4	57%	2	29%	1	14%	0	0%	7	100%
4	39	25%	47	30%	58	37%	11	7%	155	100%
5	4	21%	7	37%	8	42%	0	0%	19	100%
6	5	28%	4	22%	9	50%	0	0%	18	100%
7	3	21%	3	21%	8	57%	0	0%	14	100%
8	18	27%	13	19%	4	6%	32	48%	67	100%
9	3	18%	3	18%	11	65%	0	0%	17	100%
10	15	41%	7	19%	13	35%	2	5%	37	100%
11	6	21%	12	43%	10	36%	0	0%	28	100%
12	1	10%	5	50%	3	30%	1	10%	10	100%
13	4	24%	4	24%	8	47%	1	6%	17	100%
14	2	13%	7	47%	2	13%	4	27%	15	100%
15	2	29%	3	43%	2	29%	0	0%	7	100%
16	6	43%	3	21%	5	36%	0	0%	14	100%
17	31	49%	19	30%	9	14%	4	6%	63	100%
18	27	15%	24	13%	69	39%	58	33%	178	100%
19	12	36%	6	18%	10	30%	5	15%	33	100%
20	20	22%	18	19%	35	38%	20	22%	93	100%
21	11	17%	6	9%	42	65%	6	9%	65	100%
22	4	40%	5	50%	1	10%	0	0%	10	100%
STATE	250	22%	247	22%	372	33%	255	23%	1,124	100%

Note: Percentages may not total 100 percent because of rounding.

*SOISP's (Sex Offender Intensive Supervision Probation) active client numbers can be found in Table 97.

TABLE 54

FY 2015
Colorado State Adult Probation
Problem Solving Court, Mental Health and Economic Crime Offender Caseloads
Active Client Risk Levels on June 30, 2015

Risk Level:	Problem Solving Court (PSC)									
	PSC Maximum		PSC Medium		PSC Minimum		PSC Administrative		TOTAL PSC OFFENDERS	
	#	%	#	%	#	%	#	%	#	%
DISTRICT	#	%	#	%	#	%	#	%	#	%
1	77	75%	24	24%	1	1%	0	0%	102	100%
2	202	39%	120	23%	32	6%	170	32%	524	100%
3	13	93%	1	7%	0	0%	0	0%	14	100%
4	74	47%	61	39%	18	11%	5	3%	158	100%
5	24	75%	7	22%	0	0%	1	3%	32	100%
6	23	77%	3	10%	0	0%	4	13%	30	100%
7	45	83%	7	13%	2	4%	0	0%	54	100%
8	45	44%	38	37%	15	15%	4	4%	102	100%
9	9	53%	7	41%	1	6%	0	0%	17	100%
10	28	97%	1	3%	0	0%	0	0%	29	100%
11	38	54%	18	26%	13	19%	1	1%	70	100%
12	0	0%	0	0%	0	0%	0	0%	0	0%
13	5	100%	0	0%	0	0%	0	0%	5	100%
14	5	63%	0	0%	3	38%	0	0%	8	100%
15	0	0%	0	0%	0	0%	0	0%	0	0%
16	6	86%	1	14%	0	0%	0	0%	7	100%
17	46	85%	4	7%	1	2%	3	6%	54	100%
18	70	69%	21	21%	2	2%	9	9%	102	100%
19	40	69%	13	22%	1	2%	4	7%	58	100%
20	52	54%	45	46%	0	0%	0	0%	97	100%
21	0	0%	0	0%	0	0%	0	0%	0	0%
22	12	71%	4	24%	1	6%	0	0%	17	100%
STATE	814	55%	375	25%	90	6%	201	14%	1,480	100%

Risk Level:	Mental Health Offenders (MH)									
	MH Maximum		MH Medium		MH Minimum		MH Administrative		TOTAL MH OFFENDERS	
	#	%	#	%	#	%	#	%	#	%
DISTRICT	#	%	#	%	#	%	#	%	#	%
1	82	65%	38	30%	7	6%	0	0%	127	100%
2	133	47%	83	29%	24	8%	44	15%	284	100%
3	1	100%	0	0%	0	0%	0	0%	1	100%
4	28	50%	21	38%	0	0%	7	13%	56	100%
5	4	57%	2	29%	0	0%	1	14%	7	100%
6	3	100%	0	0%	0	0%	0	0%	3	100%
7	9	60%	5	33%	1	7%	0	0%	15	100%
8	15	56%	12	44%	0	0%	0	0%	27	100%
9	0	0%	0	0%	0	0%	0	0%	0	0%
10	16	67%	7	29%	0	0%	1	4%	24	100%
11	5	56%	3	33%	0	0%	1	11%	9	100%
12	2	100%	0	0%	0	0%	0	0%	2	100%
13	25	50%	16	32%	9	18%	0	0%	50	100%
14	0	0%	0	0%	0	0%	0	0%	0	0%
15	0	0%	0	0%	0	0%	0	0%	0	0%
16	0	0%	0	0%	0	0%	0	0%	0	0%
17	49	21%	152	64%	31	13%	6	3%	238	100%
18	44	42%	39	38%	10	10%	11	11%	104	100%
19	25	81%	2	6%	1	3%	3	10%	31	100%
20	20	57%	15	43%	0	0%	0	0%	35	100%
21	19	59%	8	25%	5	16%	0	0%	32	100%
22	4	29%	8	57%	2	14%	0	0%	14	100%
STATE	484	46%	411	39%	90	8%	74	7%	1,059	100%

Risk Level:	Economic Crime Offenders (EC)									
	EC Maximum		EC Medium		EC Minimum		EC Administrative		TOTAL EC OFFENDERS	
	#	%	#	%	#	%	#	%	#	%
DISTRICT	#	%	#	%	#	%	#	%	#	%
1	1	2%	37	90%	3	7%	0	0%	41	100%
2	45	41%	15	14%	51	46%	0	0%	111	100%
3	0	0%	0	0%	0	0%	0	0%	0	0%
4	2	4%	34	68%	11	22%	3	6%	50	100%
5	0	0%	1	33%	2	67%	0	0%	3	100%
6	0	0%	0	0%	0	0%	0	0%	0	100%
7	0	0%	0	0%	0	0%	0	0%	0	100%
8	0	0%	1	100%	0	0%	0	0%	1	100%
9	0	0%	0	0%	0	0%	0	0%	0	0%
10	0	0%	1	13%	7	88%	0	0%	8	100%
11	0	0%	0	0%	0	0%	0	0%	0	0%
12	0	0%	0	0%	0	0%	0	0%	0	0%
13	0	0%	1	14%	6	86%	0	0%	7	100%
14	0	0%	0	0%	0	0%	0	0%	0	0%
15	0	0%	1	50%	1	50%	0	0%	2	100%
16	0	0%	0	0%	0	0%	0	0%	0	0%
17	11	14%	32	40%	36	45%	1	1%	80	100%
18	56	39%	58	40%	28	19%	3	2%	145	100%
19	0	0%	0	0%	2	100%	0	0%	2	100%
20	0	0%	7	54%	4	31%	2	15%	13	100%
21	0	0%	0	0%	0	0%	0	0%	0	0%
22	0	0%	0	0%	1	100%	0	0%	1	100%
STATE	115	25%	188	41%	152	33%	9	2%	464	100%

Note: Percentages may not total 100 percent because of rounding.



COLORADO PROBATION: PRIVATE PROBATION

COLORADO SUPREME COURT
COLORADO COURT OF APPEALS

TABLE 55

FY 2015
Colorado Private Probation
New Clients by Supervision Type

NON-DUI/DWAI PRIVATE PROBATION						
TYPE:	Direct Sentence ¹		Transfer from State Probation ²		TOTAL NEW CLIENTS	
	Number	%	Number	%	Number	%
DISTRICT						
1	6	1%	674	99%	680	100%
2	0	0%	0	0%	0	0%
3	0	0%	0	0%	0	0%
4	1	1%	178	99%	179	100%
5	0	0%	6	100%	6	100%
6	0	0%	5	100%	5	100%
7	0	0%	0	0%	0	0%
8	0	0%	458	100%	458	100%
9	0	0%	22	100%	22	100%
10	0	0%	34	100%	34	100%
11	0	0%	7	100%	7	100%
12	0	0%	4	100%	4	100%
13	20	100%	0	0%	20	100%
14	0	0%	0	0%	0	0%
15	0	0%	0	0%	0	0%
16	0	0%	0	0%	0	0%
17	1	0%	298	100%	299	100%
18	0	0%	574	100%	574	100%
19	0	0%	127	100%	127	100%
20	456	82%	98	18%	554	100%
21	3	1%	249	99%	252	100%
22	0	0%	0	0%	0	0%
STATE	487	15%	2,734	85%	3,221	100%

DUI/DWAI PRIVATE PROBATION						
TYPE:	Direct Sentence ¹		Transfer from State Probation ²		TOTAL NEW CLIENTS	
	Number	%	Number	%	Number	%
DISTRICT						
1	1	0%	1,227	100%	1,228	100%
2	0	0%	0	0%	0	0%
3	0	0%	0	0%	0	0%
4	0	0%	261	100%	261	100%
5	0	0%	12	100%	12	100%
6	0	0%	40	100%	40	100%
7	0	0%	0	0%	0	0%
8	0	0%	932	100%	932	100%
9	1	9%	10	91%	11	100%
10	0	0%	346	100%	346	100%
11	2	3%	66	97%	68	100%
12	0	0%	5	100%	5	100%
13	38	95%	2	5%	40	100%
14	0	0%	0	0%	0	0%
15	0	0%	0	0%	0	0%
16	0	0%	0	0%	0	0%
17	0	0%	220	100%	220	100%
18	0	0%	1,320	100%	1,320	100%
19	0	0%	413	100%	413	100%
20	6	1%	761	99%	767	100%
21	0	0%	104	100%	104	100%
22	5	63%	3	38%	8	100%
STATE	53	1%	5,722	99%	5,775	100%

¹**Direct Sentence:** A probationer ordered by the court to be supervised by a private provider. This is not a uniform practice among courts.

²**Transfer from State Probation:** A probationer originally sentenced to state probation but later determined appropriate for and supervised by a private provider.

Note: Percentages may not total 100 percent because of rounding.

TABLE 56

FY 2015
Colorado Private Probation
New Clients by Gender

NON-DUI/DWAI PRIVATE PROBATION								
TYPE:	Female		Male		Unknown		TOTAL NEW CLIENTS	
DISTRICT	Number	%	Number	%	Number	%	Number	%
1	241	35%	439	65%	0	0%	680	100%
2	0	0%	0	0%	0	0%	0	0%
3	0	0%	0	0%	0	0%	0	0%
4	60	34%	119	66%	0	0%	179	100%
5	1	17%	5	83%	0	0%	6	100%
6	1	20%	4	80%	0	0%	5	100%
7	0	0%	0	0%	0	0%	0	0%
8	133	29%	325	71%	0	0%	458	100%
9	5	23%	17	77%	0	0%	22	100%
10	11	32%	23	68%	0	0%	34	100%
11	6	86%	1	14%	0	0%	7	100%
12	1	25%	3	75%	0	0%	4	100%
13	6	30%	14	70%	0	0%	20	100%
14	0	0%	0	0%	0	0%	0	0%
15	0	0%	0	0%	0	0%	0	0%
16	0	0%	0	0%	0	0%	0	0%
17	137	46%	162	54%	0	0%	299	100%
18	188	33%	385	67%	1	0%	574	100%
19	31	24%	96	76%	0	0%	127	100%
20	161	29%	393	71%	0	0%	554	100%
21	87	35%	164	65%	1	0%	252	100%
22	0	0%	0	0%	0	0%	0	0%
STATE	1,069	33%	2,150	67%	2	0%	3,221	100%

DUI/DWAI PRIVATE PROBATION								
TYPE:	Female		Male		Unknown		TOTAL NEW CLIENTS	
DISTRICT	Number	%	Number	%	Number	%	Number	%
1	349	28%	878	71%	1	0%	1,228	100%
2	0	0%	0	0%	0	0%	0	0%
3	0	0%	0	0%	0	0%	0	0%
4	66	25%	195	75%	0	0%	261	100%
5	5	42%	7	58%	0	0%	12	100%
6	12	30%	28	70%	0	0%	40	100%
7	0	0%	0	0%	0	0%	0	0%
8	278	30%	654	70%	0	0%	932	100%
9	2	18%	9	82%	0	0%	11	100%
10	101	29%	245	71%	0	0%	346	100%
11	20	29%	48	71%	0	0%	68	100%
12	1	20%	4	80%	0	0%	5	100%
13	13	33%	27	68%	0	0%	40	100%
14	0	0%	0	0%	0	0%	0	0%
15	0	0%	0	0%	0	0%	0	0%
16	0	0%	0	0%	0	0%	0	0%
17	52	24%	168	76%	0	0%	220	100%
18	413	31%	907	69%	0	0%	1,320	100%
19	83	20%	330	80%	0	0%	413	100%
20	226	29%	541	71%	0	0%	767	100%
21	30	29%	74	71%	0	0%	104	100%
22	2	25%	6	75%	0	0%	8	100%
STATE	1,653	29%	4,121	71%	1	0%	5,775	100%

Note: Percentages may not total 100 percent because of rounding.

TABLE 57

FY 2015
Colorado Private Probation
New Clients by Age: Non-DUI/DWAI

NON-DUI/DWAI PRIVATE PROBATION																
TYPE:	12-17 Years		18-20 Years		21-24 Years		25-32 Years		33-39 Years		40 and above		Unknown		TOTAL NEW CLIENTS	
DISTRICT	Number	%	Number	%	Number	%	Number	%	Number	%	Number	%	Number	%	Number	%
1	0	0%	68	10%	117	17%	201	30%	125	18%	168	25%	1	0%	680	100%
2	0	0%	0	0%	0	0%	0	0%	0	0%	0	0%	0	0%	0	0%
3	0	0%	0	0%	0	0%	0	0%	0	0%	0	0%	0	0%	0	0%
4	1	1%	12	7%	38	21%	54	30%	31	17%	43	24%	0	0%	179	100%
5	0	0%	0	0%	3	50%	1	17%	1	17%	1	17%	0	0%	6	100%
6	0	0%	4	80%	0	0%	0	0%	1	20%	0	0%	0	0%	5	100%
7	0	0%	0	0%	0	0%	0	0%	0	0%	0	0%	0	0%	0	0%
8	0	0%	58	13%	107	23%	108	24%	78	17%	107	23%	0	0%	458	100%
9	0	0%	3	14%	3	14%	5	23%	3	14%	8	36%	0	0%	22	100%
10	0	0%	2	6%	6	18%	9	26%	4	12%	13	38%	0	0%	34	100%
11	0	0%	0	0%	2	29%	3	43%	2	29%	0	0%	0	0%	7	100%
12	0	0%	0	0%	0	0%	0	0%	0	0%	4	100%	0	0%	4	100%
13	0	0%	6	30%	4	20%	5	25%	3	15%	2	10%	0	0%	20	100%
14	0	0%	0	0%	0	0%	0	0%	0	0%	0	0%	0	0%	0	0%
15	0	0%	0	0%	0	0%	0	0%	0	0%	0	0%	0	0%	0	0%
16	0	0%	0	0%	0	0%	0	0%	0	0%	0	0%	0	0%	0	0%
17	0	0%	35	12%	62	21%	87	29%	54	18%	61	20%	0	0%	299	100%
18	1	0%	85	15%	108	19%	144	25%	97	17%	139	24%	0	0%	574	100%
19	0	0%	14	11%	15	12%	49	39%	22	17%	27	21%	0	0%	127	100%
20	1	0%	74	13%	118	21%	129	23%	90	16%	140	25%	2	0%	554	100%
21	0	0%	20	8%	43	17%	82	33%	53	21%	54	21%	0	0%	252	100%
22	0	0%	0	0%	0	0%	0	0%	0	0%	0	0%	0	0%	0	0%
STATE	3	0%	381	12%	626	19%	877	27%	564	18%	767	24%	3	0%	3,221	100%

*12-17 Years: DUI/DWAI and underage consumption convictions for probationers under the age of 18 are captured as "adult offenses".

Note: Percentages may not total 100 percent because of rounding.

TABLE 58

FY 2015
Colorado Private Probation
New Clients by Age: DUI/DWAI

DUI/DWAI PRIVATE PROBATION																
TYPE:	12-17 Years		18-20 Years		21-24 Years		25-32 Years		33-39 Years		40 and above		Unknown		TOTAL NEW CLIENTS	
DISTRICT	Number	%	Number	%	Number	%	Number	%	Number	%	Number	%	Number	%	Number	%
1	0	0%	83	7%	211	17%	353	29%	184	15%	396	32%	1	0%	1,228	100%
2	0	0%	0	0%	0	0%	0	0%	0	0%	0	0%	0	0%	0	0%
3	0	0%	0	0%	0	0%	0	0%	0	0%	0	0%	0	0%	0	0%
4	0	0%	10	4%	50	19%	85	33%	41	16%	75	29%	0	0%	261	100%
5	0	0%	0	0%	0	0%	5	42%	1	8%	6	50%	0	0%	12	100%
6	0	0%	1	3%	10	25%	16	40%	9	23%	4	10%	0	0%	40	100%
7	0	0%	0	0%	0	0%	0	0%	0	0%	0	0%	0	0%	0	0%
8	2	0%	80	9%	224	24%	273	29%	109	12%	244	26%	0	0%	932	100%
9	0	0%	2	18%	0	0%	0	0%	0	0%	9	82%	0	0%	11	100%
10	2	1%	31	9%	64	18%	89	26%	48	14%	112	32%	0	0%	346	100%
11	0	0%	4	6%	6	9%	18	26%	8	12%	32	47%	0	0%	68	100%
12	0	0%	2	40%	1	20%	1	20%	0	0%	1	20%	0	0%	5	100%
13	0	0%	6	15%	13	33%	11	28%	5	13%	5	13%	0	0%	40	100%
14	0	0%	0	0%	0	0%	0	0%	0	0%	0	0%	0	0%	0	0%
15	0	0%	0	0%	0	0%	0	0%	0	0%	0	0%	0	0%	0	0%
16	0	0%	0	0%	0	0%	0	0%	0	0%	0	0%	0	0%	0	0%
17	2	1%	13	6%	35	16%	67	30%	28	13%	75	34%	0	0%	220	100%
18	2	0%	75	6%	199	15%	378	29%	236	18%	430	33%	0	0%	1,320	100%
19	1	0%	29	7%	94	23%	124	30%	57	14%	108	26%	0	0%	413	100%
20	1	0%	55	7%	182	24%	225	29%	83	11%	221	29%	0	0%	767	100%
21	0	0%	9	9%	19	18%	24	23%	22	21%	30	29%	0	0%	104	100%
22	0	0%	0	0%	1	13%	3	38%	0	0%	4	50%	0	0%	8	100%
STATE	10	0%	400	7%	1,109	19%	1,672	29%	831	14%	1,752	30%	1	0%	5,775	100%

*12-17 Years: DUI/DWAI and underage consumption convictions for probationers under the age of 18 are captured as "adult offenses".

Note: Percentages may not total 100 percent because of rounding.

TABLE 59

FY 2015
Colorado Private Probation
New Clients by Ethnic Group¹ : Non-DUI/DWAI

NON-DUI/DWAI PRIVATE PROBATION														
TYPE:	Caucasian		African American		Asian		Hispanic		Native American		Other		TOTAL NEW CLIENTS	
DISTRICT	Number	%	Number	%	Number	%	Number	%	Number	%	Number	%	Number	%
1	612	90%	25	4%	4	1%	30	4%	5	1%	4	1%	680	100%
2	0	0%	0	0%	0	0%	0	0%	0	0%	0	0%	0	0%
3	0	0%	0	0%	0	0%	0	0%	0	0%	0	0%	0	0%
4	136	76%	21	12%	3	2%	15	8%	1	1%	3	2%	179	100%
5	6	100%	0	0%	0	0%	0	0%	0	0%	0	0%	6	100%
6	4	80%	0	0%	0	0%	1	20%	0	0%	0	0%	5	100%
7	0	0%	0	0%	0	0%	0	0%	0	0%	0	0%	0	0%
8	417	91%	13	3%	3	1%	22	5%	0	0%	3	1%	458	100%
9	20	91%	1	5%	0	0%	1	5%	0	0%	0	0%	22	100%
10	28	82%	1	3%	0	0%	4	12%	0	0%	1	3%	34	100%
11	7	100%	0	0%	0	0%	0	0%	0	0%	0	0%	7	100%
12	4	100%	0	0%	0	0%	0	0%	0	0%	0	0%	4	100%
13	18	90%	0	0%	0	0%	2	10%	0	0%	0	0%	20	100%
14	0	0%	0	0%	0	0%	0	0%	0	0%	0	0%	0	0%
15	0	0%	0	0%	0	0%	0	0%	0	0%	0	0%	0	0%
16	0	0%	0	0%	0	0%	0	0%	0	0%	0	0%	0	0%
17	278	93%	8	3%	4	1%	6	2%	2	1%	1	0%	299	100%
18	390	68%	83	14%	12	2%	71	12%	2	0%	16	3%	574	100%
19	113	89%	4	3%	1	1%	9	7%	0	0%	0	0%	127	100%
20	504	91%	14	3%	4	1%	27	5%	3	1%	2	0%	554	100%
21	231	92%	3	1%	0	0%	13	5%	1	0%	4	2%	252	100%
22	0	0%	0	0%	0	0%	0	0%	0	0%	0	0%	0	0%
STATE	2,768	86%	173	5%	31	1%	201	6%	14	0%	34	1%	3,221	100%

¹ Ethnic Group: This information is entered by court staff from information provided in the summons, affidavit, arrest report or complaint filed by the district attorney.

Note: Percentages may not total 100 percent because of rounding.

FY 2015
Colorado Private Probation
New Clients by Ethnic Group¹ : DUI/DWAI

DUI/DWAI PRIVATE PROBATION														
TYPE:	Caucasian		African American		Asian		Hispanic		Native American		Other		TOTAL NEW CLIENTS	
DISTRICT	Number	%	Number	%	Number	%	Number	%	Number	%	Number	%	Number	%
1	1,078	88%	28	2%	17	1%	95	8%	4	0%	6	0%	1,228	100%
2	0	0%	0	0%	0	0%	0	0%	0	0%	0	0%	0	0%
3	0	0%	0	0%	0	0%	0	0%	0	0%	0	0%	0	0%
4	185	71%	32	12%	3	1%	34	13%	3	1%	4	2%	261	100%
5	12	100%	0	0%	0	0%	0	0%	0	0%	0	0%	12	100%
6	34	85%	0	0%	0	0%	5	13%	1	3%	0	0%	40	100%
7	0	0%	0	0%	0	0%	0	0%	0	0%	0	0%	0	0%
8	864	93%	19	2%	3	0%	39	4%	0	0%	7	1%	932	100%
9	8	73%	0	0%	0	0%	3	27%	0	0%	0	0%	11	100%
10	243	70%	5	1%	1	0%	89	26%	2	1%	6	2%	346	100%
11	64	94%	0	0%	0	0%	4	6%	0	0%	0	0%	68	100%
12	4	80%	0	0%	0	0%	1	20%	0	0%	0	0%	5	100%
13	36	90%	2	5%	0	0%	2	5%	0	0%	0	0%	40	100%
14	0	0%	0	0%	0	0%	0	0%	0	0%	0	0%	0	0%
15	0	0%	0	0%	0	0%	0	0%	0	0%	0	0%	0	0%
16	0	0%	0	0%	0	0%	0	0%	0	0%	0	0%	0	0%
17	181	82%	9	4%	3	1%	26	12%	0	0%	1	0%	220	100%
18	919	70%	159	12%	27	2%	194	15%	8	1%	13	1%	1,320	100%
19	340	82%	6	1%	0	0%	65	16%	1	0%	1	0%	413	100%
20	711	93%	12	2%	7	1%	27	4%	1	0%	9	1%	767	100%
21	95	91%	0	0%	0	0%	8	8%	0	0%	1	1%	104	100%
22	4	50%	0	0%	0	0%	0	0%	4	50%	0	0%	8	100%
STATE	4,778	83%	272	5%	61	1%	592	10%	24	0%	48	1%	5,775	100%

¹ Ethnic Group: This information is entered by court staff from information provided in the summons, affidavit, arrest report or complaint filed with the court.

Note: Percentages may not total 100 percent because of rounding.

TABLE 61

FY 2015
Colorado Private Probation
Successful/Unsuccessful Terminations

NON-DUI/DWAI PRIVATE PROBATION								
TYPE:	SUCCESSFUL TERMINATIONS		UNSUCCESSFUL TERMINATIONS				TOTAL TERMINATIONS	
	Successful		Revoked		Absconded			
DISTRICT	Number	%	Number	%	Number	%	Number	%
1	472	73%	84	13%	89	14%	645	100%
2	0	0%	0	0%	0	0%	0	0%
3	0	0%	0	0%	0	0%	0	0%
4	225	74%	29	9%	52	17%	306	100%
5	56	93%	0	0%	4	7%	60	100%
6	2	67%	0	0%	1	33%	3	100%
7	0	0%	0	0%	0	0%	0	0%
8	355	70%	55	11%	100	20%	510	100%
9	29	94%	0	0%	2	6%	31	100%
10	65	88%	3	4%	6	8%	74	100%
11	24	92%	0	0%	2	8%	26	100%
12	29	74%	7	18%	3	8%	39	100%
13	12	100%	0	0%	0	0%	12	100%
14	0	0%	0	0%	0	0%	0	0%
15	0	0%	0	0%	0	0%	0	0%
16	0	0%	0	0%	0	0%	0	0%
17	238	82%	20	7%	33	11%	291	100%
18	847	93%	36	4%	24	3%	907	100%
19	144	79%	24	13%	14	8%	182	100%
20	390	73%	73	14%	71	13%	534	100%
21	146	81%	18	10%	16	9%	180	100%
22	2	100%	0	0%	0	0%	2	100%
STATE	3,036	80%	349	9%	417	11%	3,802	100%

DUI/DWAI PRIVATE PROBATION								
TYPE:	SUCCESSFUL TERMINATIONS		UNSUCCESSFUL TERMINATIONS				TOTAL TERMINATIONS	
	Successful		Revoked		Absconded			
DISTRICT	Number	%	Number	%	Number	%	Number	%
1	968	87%	67	6%	83	7%	1,118	100%
2	0	0%	0	0%	0	0%	0	0%
3	0	0%	0	0%	0	0%	0	0%
4	489	82%	57	10%	48	8%	594	100%
5	70	93%	1	1%	4	5%	75	100%
6	39	100%	0	0%	0	0%	39	100%
7	0	0%	0	0%	0	0%	0	0%
8	1,002	83%	73	6%	136	11%	1,211	100%
9	15	83%	0	0%	3	17%	18	100%
10	274	88%	10	3%	26	8%	310	100%
11	109	95%	3	3%	3	3%	115	100%
12	85	86%	9	9%	5	5%	99	100%
13	68	89%	1	1%	7	0%	76	100%
14	0	0%	0	0%	0	0%	0	0%
15	0	0%	0	0%	0	0%	0	0%
16	0	0%	0	0%	0	0%	0	0%
17	313	83%	31	8%	34	9%	378	100%
18	2,070	93%	88	4%	64	3%	2,222	100%
19	170	75%	37	16%	19	8%	226	100%
20	845	87%	69	7%	58	6%	972	100%
21	115	91%	8	6%	4	3%	127	100%
22	23	53%	7	16%	13	30%	43	100%
STATE	6,655	87%	461	6%	507	7%	7,623	100%

Key: *Successful Terminations*: This column is exclusively private successful terminations.
Unsuccessful Terminations: This column includes probationers supervised by private who were revoked or absconded. A revocation is defined as a termination from probation supervision for a technical violation, new misdemeanor, or new felony. Absconders refers to probationers who become fugitives and are no longer compliant with probation supervision.

Total Terminations: This column includes: successful, revocations and absconders from probation supervision. Additional types of private probation closures are included in Tables 62 and 63.

Note: Percentages may not total 100 percent because of rounding.

TABLE 62

FY 2015
Colorado Private Probation
All Closure Types: Non-DUI/DWAI

NON-DUI/DWAI PRIVATE PROBATION																	
TYPE:		Successful		Revoked		Absconded		Deported		Death		Administrative Closure		TOTAL CLOSURES		Courtesy Transfers ¹	
DISTRICT	Number	%	Number	%	Number	%	Number	%	Number	%	Number	%	Number	%	Number	DISTRICT	
1	472	73%	84	13%	89	14%	0	0%	4	1%	1	0%	651	100%	40	1	
2	0	0%	0	0%	0	0%	0	0%	0	0%	0	0%	0	0%	0	2	
3	0	0%	0	0%	0	0%	0	0%	0	0%	0	0%	0	0%	0	3	
4	225	73%	29	9%	52	17%	0	0%	3	1%	0	0%	309	100%	77	4	
5	56	93%	0	0%	4	7%	0	0%	0	0%	0	0%	60	100%	11	5	
6	2	67%	0	0%	1	33%	0	0%	0	0%	0	0%	3	100%	1	6	
7	0	0%	0	0%	0	0%	0	0%	0	0%	0	0%	0	0%	0	7	
8	355	69%	55	11%	100	20%	0	0%	2	0%	0	0%	512	100%	39	8	
9	29	94%	0	0%	2	6%	0	0%	0	0%	0	0%	31	100%	6	9	
10	65	87%	3	4%	6	8%	0	0%	0	0%	1	1%	75	100%	25	10	
11	24	92%	0	0%	2	8%	0	0%	0	0%	0	0%	26	100%	4	11	
12	29	73%	7	18%	3	8%	0	0%	1	3%	0	0%	40	100%	1	12	
13	12	100%	0	0%	0	0%	0	0%	0	0%	0	0%	12	100%	0	13	
14	0	0%	0	0%	0	0%	0	0%	0	0%	0	0%	0	0%	0	14	
15	0	0%	0	0%	0	0%	0	0%	0	0%	0	0%	0	0%	0	15	
16	0	0%	0	0%	0	0%	0	0%	0	0%	0	0%	0	0%	0	16	
17	238	82%	20	7%	33	11%	0	0%	1	0%	0	0%	292	100%	6	17	
18	847	93%	36	4%	24	3%	0	0%	3	0%	1	0%	912	100%	87	18	
19	144	78%	24	13%	14	8%	0	0%	2	1%	0	0%	184	100%	12	19	
20	390	73%	73	14%	71	13%	0	0%	2	0%	0	0%	537	100%	44	20	
21	146	80%	18	10%	16	9%	0	0%	0	0%	2	1%	182	100%	16	21	
22	2	100%	0	0%	0	0%	0	0%	0	0%	0	0%	2	100%	0	22	
STATE	3,036	79%	349	9%	417	11%	0	0%	18	0%	5	0%	3,828	100%	369	STATE	

¹**Courtesy Transfers:** Beginning in FY 2008 courtesy transfers were removed from "Total Closures" because they are accounted for within the existing closure categories. They are reported separately to track the cases transferred between districts.

Note: Percentages may not total 100 percent because of rounding.

TABLE 63

FY 2015
Colorado Private Probation
All Closure Types: DUI/DWAI

DUI/DWAI PRIVATE PROBATION																
TYPE:		Successful		Revoked		Absconded		Deported		Death		Administrative Closure		TOTAL CLOSURES		
DISTRICT	Number	%	Number	%	Number	%	Number	%	Number	%	Number	%	Number	%	Courtesy Transfers¹	
															Number	DISTRICT
1	968	86%	67	6%	83	7%	0	0%	3	0%	0	0%	1,121	100%	52	1
2	0	0%	0	0%	0	0%	0	0%	0	0%	0	0%	0	0%	0	2
3	0	0%	0	0%	0	0%	0	0%	0	0%	0	0%	0	0%	0	3
4	489	82%	57	10%	48	8%	0	0%	1	0%	3	1%	598	100%	155	4
5	70	92%	1	1%	4	5%	0	0%	0	0%	1	1%	76	100%	16	5
6	39	100%	0	0%	0	0%	0	0%	0	0%	0	0%	39	100%	1	6
7	0	0%	0	0%	0	0%	0	0%	0	0%	0	0%	0	0%	0	7
8	1,002	82%	73	6%	136	11%	0	0%	4	0%	0	0%	1,215	100%	118	8
9	15	79%	0	0%	3	16%	0	0%	1	5%	0	0%	19	100%	12	9
10	274	88%	10	3%	26	8%	0	0%	2	1%	1	0%	313	100%	33	10
11	109	94%	3	3%	3	3%	0	0%	1	1%	0	0%	116	100%	12	11
12	85	86%	9	9%	5	5%	0	0%	0	0%	0	0%	99	100%	7	12
13	68	89%	1	1%	7	0%	0	0%	0	0%	0	0%	76	100%	2	13
14	0	0%	0	0%	0	0%	0	0%	0	0%	0	0%	0	0%	0	14
15	0	0%	0	0%	0	0%	0	0%	0	0%	0	0%	0	0%	0	15
16	0	0%	0	0%	0	0%	0	0%	0	0%	0	0%	0	0%	0	16
17	313	82%	31	8%	34	9%	0	0%	1	0%	1	0%	380	100%	25	17
18	2,070	93%	88	4%	64	3%	0	0%	5	0%	1	0%	2,228	100%	130	18
19	170	75%	37	16%	19	8%	0	0%	0	0%	0	0%	226	100%	69	19
20	845	87%	69	7%	58	6%	0	0%	2	0%	0	0%	974	100%	170	20
21	115	87%	8	6%	4	3%	0	0%	1	1%	4	3%	132	100%	16	21
22	23	53%	7	16%	13	30%	0	0%	0	0%	0	0%	43	100%	1	22
STATE	6,655	87%	461	6%	507	7%	0	0%	21	0%	11	0%	7,655	100%	819	STATE

¹**Courtesy Transfers:** Beginning in FY 2008 courtesy transfers were removed from "Total Closures" because they are accounted for within the existing closure categories. They are reported separately to track the cases transferred between districts.

Note: Percentages may not total 100 percent because of rounding.

TABLE 64

FY 2015
Colorado Private Probation
Type of Revocation

NON-DUI/DWAI PRIVATE PROBATION							
TYPE:	New Felony		New Misdemeanor		Technical		TOTAL REVOCATIONS for Non-DUI/DWAI Private Cases
	Number	%	Number	%	Number	%	Number %
DISTRICT							
1	3	4%	18	21%	63	75%	84 100%
2	0	0%	0	0%	0	0%	0 0%
3	0	0%	0	0%	0	0%	0 0%
4	6	21%	0	0%	23	79%	29 100%
5	0	0%	0	0%	0	0%	0 0%
6	0	0%	0	0%	0	0%	0 0%
7	0	0%	0	0%	0	0%	0 0%
8	1	2%	4	7%	50	91%	55 100%
9	0	0%	0	0%	0	0%	0 0%
10	0	0%	2	67%	1	33%	3 100%
11	0	0%	0	0%	0	0%	0 0%
12	0	0%	1	14%	6	86%	7 100%
13	0	0%	0	0%	0	0%	0 0%
14	0	0%	0	0%	0	0%	0 0%
15	0	0%	0	0%	0	0%	0 0%
16	0	0%	0	0%	0	0%	0 0%
17	0	0%	3	15%	17	85%	20 100%
18	1	3%	14	39%	21	58%	36 100%
19	3	13%	9	38%	12	50%	24 100%
20	5	7%	11	15%	57	78%	73 100%
21	3	17%	3	17%	12	67%	18 100%
22	0	0%	0	0%	0	0%	0 0%
STATE	22	6%	65	19%	262	75%	349 100%

DUI/DWAI PRIVATE PROBATION							
TYPE:	New Felony		New Misdemeanor		Technical		TOTAL REVOCATIONS for DUI/DWAI Private Cases
	Number	%	Number	%	Number	%	Number %
DISTRICT							
1	2	3%	7	10%	58	87%	67 100%
2	0	0%	0	0%	0	0%	0 0%
3	0	0%	0	0%	0	0%	0 0%
4	2	4%	4	7%	51	89%	57 100%
5	0	0%	0	0%	1	100%	1 100%
6	0	0%	0	0%	0	0%	0 0%
7	0	0%	0	0%	0	0%	0 0%
8	1	1%	11	15%	61	84%	73 100%
9	0	0%	0	0%	0	0%	0 0%
10	1	10%	1	10%	8	80%	10 100%
11	0	0%	0	0%	3	100%	3 100%
12	1	11%	1	11%	7	78%	9 100%
13	0	0%	0	50%	1	50%	1 100%
14	0	0%	0	0%	0	0%	0 0%
15	0	0%	0	0%	0	0%	0 0%
16	0	0%	0	0%	0	0%	0 0%
17	1	3%	7	23%	23	74%	31 100%
18	6	7%	26	30%	56	64%	88 100%
19	1	3%	14	38%	22	59%	37 100%
20	6	9%	21	30%	42	61%	69 100%
21	1	13%	1	13%	6	75%	8 100%
22	0	0%	1	14%	6	86%	7 100%
STATE	22	5%	94	20%	345	75%	461 100%

Key:

- New Felony:* Includes revocations for a new felony offense committed while on probation supervision.
- New Misdemeanor:* Includes revocations for a new misdemeanor offense committed while on probation supervision.
- Technical:* Includes revocations for technical probation supervision violations (i.e. drug use, non-compliance).
- Total Revocations:* Total includes all felony, misdemeanor, and technical violations resulting in a revocation from probation.

Note: Percentages may not total 100 percent because of rounding.

TABLE 65

FY 2015
Colorado Private Probation
Length of Stay

NON-DUI/DWAI PRIVATE PROBATION										
DISTRICT	0-12 months		13-24 months		25-36 months		37 + months		TOTAL CLOSURES	
	Number	%	Number	%	Number	%	Number	%	Number	%
1	345	53%	267	41%	30	5%	9	1%	651	100%
2	0	0%	0	0%	0	0%	0	0%	0	0%
3	0	0%	0	0%	0	0%	0	0%	0	0%
4	118	38%	152	49%	29	9%	10	3%	309	100%
5	36	60%	19	32%	2	3%	3	5%	60	100%
6	1	33%	1	33%	1	33%	0	0%	3	100%
7	0	0%	0	0%	0	0%	0	0%	0	0%
8	355	69%	144	28%	13	3%	0	0%	512	100%
9	13	42%	13	42%	3	10%	2	6%	31	100%
10	22	29%	41	55%	8	11%	4	5%	75	100%
11	15	58%	9	35%	2	8%	0	0%	26	100%
12	30	75%	10	25%	0	0%	0	0%	40	100%
13	4	33%	8	67%	0	0%	0	0%	12	100%
14	0	0%	0	0%	0	0%	0	0%	0	0%
15	0	0%	0	0%	0	0%	0	0%	0	0%
16	0	0%	0	0%	0	0%	0	0%	0	0%
17	197	67%	81	28%	12	4%	2	1%	292	100%
18	254	28%	458	50%	142	16%	58	6%	912	100%
19	34	18%	131	71%	15	8%	4	2%	184	100%
20	347	65%	166	31%	20	4%	4	1%	537	100%
21	75	41%	68	37%	29	16%	10	5%	182	100%
22	0	0%	1	50%	1	50%	0	0%	2	100%
STATE	1,846	48%	1,569	41%	307	8%	106	3%	3,828	100%

DUI/DWAI PRIVATE PROBATION										
DISTRICT	0-12 months		13-24 months		25-36 months		37 + months		TOTAL CLOSURES	
	Number	%	Number	%	Number	%	Number	%	Number	%
1	296	26%	779	69%	44	4%	2	0%	1,121	100%
2	0	0%	0	0%	0	0%	0	0%	0	0%
3	0	0%	0	0%	0	0%	0	0%	0	0%
4	265	44%	309	52%	22	4%	2	0%	598	100%
5	36	47%	33	43%	7	9%	0	0%	76	100%
6	9	23%	25	64%	5	13%	0	0%	39	100%
7	0	0%	0	0%	0	0%	0	0%	0	0%
8	873	72%	306	25%	33	3%	3	0%	1,215	100%
9	7	37%	10	53%	2	11%	0	0%	19	100%
10	140	45%	142	45%	29	9%	2	1%	313	100%
11	69	59%	43	37%	4	3%	0	0%	116	100%
12	54	55%	38	38%	6	6%	1	1%	99	100%
13	38	50%	37	49%	0	0%	1	0%	76	100%
14	0	0%	0	0%	0	0%	0	0%	0	0%
15	0	0%	0	0%	0	0%	0	0%	0	0%
16	0	0%	0	0%	0	0%	0	0%	0	0%
17	141	37%	202	53%	33	9%	4	1%	380	100%
18	1,071	48%	1,005	45%	143	6%	9	0%	2,228	100%
19	57	25%	139	62%	28	12%	2	1%	226	100%
20	514	53%	427	44%	32	3%	1	0%	974	100%
21	41	31%	59	45%	23	17%	9	7%	132	100%
22	18	42%	20	47%	5	12%	0	0%	43	100%
STATE	3,629	47%	3,574	47%	416	5%	36	0%	7,655	100%

Note: Percentages may not total 100 percent because of rounding.

TABLE 66

FY 2015
Colorado Private Probation
Active Non-DUI/DWAI Client Risk Levels¹ on June 30, 2015

NON-DUI/DWAI PRIVATE PROBATION																						
Risk Levels:	New: w/in the first 30 days of supervision start date	Maximum				Medium				Minimum				Administrative			TOTAL PRIVATE NON-DUI/DWAI PROBATION CLIENTS					
		Reg Max		DV Max		Reg Med		DV Med		Reg Min		DV Min		Admin		DV Admin	Interstate	Number	%			
DISTRICT	Number	%	Number	%	Number	%	Number	%	Number	%	Number	%	Number	%	Number	%	Number	%				
1	9	1%	7	1%	2	0%	142	16%	138	15%	455	50%	67	7%	86	9%	1	0%	0	0%	907	100%
2	0	0%	0	0%	0	0%	0	0%	0	0%	0	0%	0	0%	0	0%	0	0%	0	0%	0	0%
3	0	0%	0	0%	0	0%	0	0%	0	0%	0	0%	0	0%	0	0%	0	0%	0	0%	0	0%
4	0	0%	3	0%	2	0%	139	15%	16	2%	527	58%	176	19%	45	5%	0	0%	5	1%	913	100%
5	0	0%	0	0%	1	1%	6	9%	0	0%	59	88%	0	0%	1	1%	0	0%	0	0%	67	100%
6	0	0%	0	0%	0	0%	0	0%	0	0%	4	100%	0	0%	0	0%	0	0%	0	0%	4	100%
7	0	0%	0	0%	0	0%	1	100%	0	0%	0	0%	0	0%	0	0%	0	0%	0	0%	1	100%
8	4	1%	13	2%	0	0%	83	13%	0	0%	441	71%	48	8%	31	5%	0	0%	0	0%	620	100%
9	0	0%	0	0%	0	0%	4	11%	0	0%	28	80%	1	3%	2	6%	0	0%	0	0%	35	100%
10	0	0%	0	0%	0	0%	15	8%	0	0%	133	71%	36	19%	3	2%	0	0%	0	0%	187	100%
11	0	0%	0	0%	0	0%	0	0%	1	3%	27	84%	4	13%	0	0%	0	0%	0	0%	32	100%
12	0	0%	0	0%	0	0%	1	8%	0	0%	10	77%	1	8%	1	8%	0	0%	0	0%	13	100%
13	0	0%	0	0%	0	0%	1	11%	1	11%	4	44%	3	33%	0	0%	0	0%	0	0%	9	100%
14	0	0%	0	0%	0	0%	0	0%	0	0%	0	0%	0	0%	0	0%	0	0%	0	0%	0	0%
15	0	0%	0	0%	0	0%	0	0%	0	0%	0	0%	0	0%	0	0%	0	0%	0	0%	0	0%
16	0	0%	0	0%	0	0%	0	0%	0	0%	0	0%	0	0%	0	0%	0	0%	0	0%	0	0%
17	1	0%	0	0%	7	2%	23	6%	87	23%	172	46%	12	3%	71	19%	0	0%	0	0%	373	100%
18	27	2%	4	0%	0	0%	102	7%	27	2%	1,169	76%	137	9%	68	4%	0	0%	0	0%	1,534	100%
19	5	2%	1	0%	0	0%	24	11%	1	0%	71	32%	108	49%	10	5%	0	0%	0	0%	220	100%
20	28	3%	10	1%	0	0%	58	7%	3	0%	472	59%	121	15%	87	11%	22	3%	0	0%	801	100%
21	5	1%	10	2%	0	0%	58	14%	0	0%	200	49%	81	20%	55	13%	0	0%	0	0%	409	100%
22	0	0%	0	0%	0	0%	0	0%	0	0%	3	100%	0	0%	0	0%	0	0%	0	0%	3	100%
STATE	79	1%	48	1%	12	0%	657	11%	274	4%	3,775	62%	795	13%	460	8%	23	0%	5	0%	6,128	100%

¹Client Risk Levels: Private Probation does not supervise sex offenders.

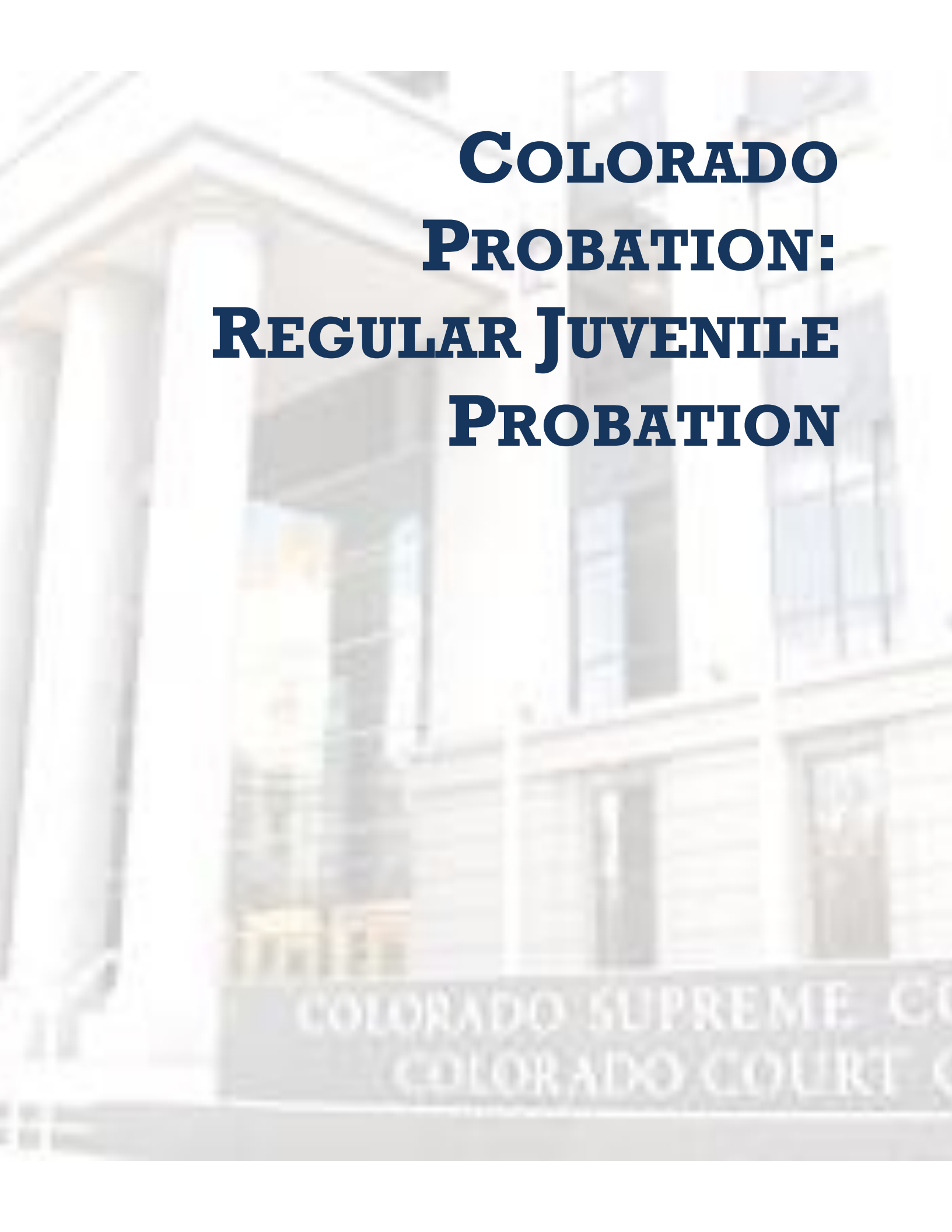
Note: Percentages may not total 100 percent because of rounding.

TABLE 67

FY 2015
Colorado Private Probation
Active DUI/DWAI Client Risk Levels on June 30, 2015

DUI/DWAI PRIVATE PROBATION																
Risk Levels:	New: w/in the first 30 days of supervision start date		Maximum		Medium		Minimum		Administrative		Community Corrections		Interstate		TOTAL DUI/DWAI PRIVATE PROBATION CLIENTS	
	DISTRICT	Number	%	Number	%	Number	%	Number	%	Number	%	Number	%	Number	%	Number
1	17	1%	16	1%	183	10%	1,621	86%	56	3%	1	0%	0	0%	1,894	100%
2	0	0%	0	0%	0	0%	0	0%	0	0%	0	0%	0	0%	0	0%
3	0	0%	0	0%	0	0%	0	0%	0	0%	0	0%	0	0%	0	0%
4	2	0%	4	0%	164	17%	734	78%	43	5%	0	0%	0	0%	947	100%
5	0	0%	0	0%	6	6%	97	92%	3	3%	0	0%	0	0%	106	100%
6	1	2%	0	0%	1	2%	59	97%	0	0%	0	0%	0	0%	61	100%
7	0	0%	0	0%	1	50%	1	50%	0	0%	0	0%	0	0%	2	100%
8	3	0%	6	1%	83	7%	988	88%	42	4%	0	0%	0	0%	1,122	100%
9	0	0%	0	0%	0	0%	27	93%	2	7%	0	0%	0	0%	29	100%
10	14	3%	1	0%	57	11%	435	83%	15	3%	0	0%	0	0%	522	100%
11	1	1%	1	1%	18	13%	113	81%	7	5%	0	0%	0	0%	140	100%
12	0	0%	1	2%	5	11%	36	80%	3	7%	0	0%	0	0%	45	100%
13	0	0%	1	1%	3	4%	60	86%	6	9%	0	0%	0	0%	70	100%
14	0	0%	0	0%	0	0%	0	0%	0	0%	0	0%	0	0%	0	0%
15	0	0%	0	0%	0	0%	0	0%	0	0%	0	0%	0	0%	0	0%
16	0	0%	0	0%	0	0%	0	0%	0	0%	0	0%	0	0%	0	0%
17	0	0%	2	1%	28	7%	290	74%	72	18%	0	0%	0	0%	392	100%
18	9	0%	3	0%	136	4%	3,446	93%	103	3%	0	0%	1	0%	3,698	100%
19	4	1%	1	0%	72	11%	554	85%	19	3%	0	0%	0	0%	649	100%
20	5	0%	38	3%	109	8%	1,141	81%	108	8%	0	0%	0	0%	1,401	100%
21	2	1%	1	0%	21	9%	191	77%	32	13%	0	0%	0	0%	247	100%
22	0	0%	1	3%	9	26%	19	56%	5	15%	0	0%	0	0%	34	100%
STATE	58	1%	76	1%	896	8%	9,812	86%	516	5%	1	0%	1	0%	11,359	100%

Note: Percentages may not total 100 percent because of rounding.



**COLORADO
PROBATION:
REGULAR JUVENILE
PROBATION**

COLORADO SUPREME COURT
COLORADO COURT OF APPEALS

TABLE 68

FY 2015
Colorado State Juvenile Probation
Investigations

TYPE: DISTRICT	Sex Offender Investigations		Pre- Sentence Investigations		Updated Pre- Sentence Investigations		Intake Evaluations		Interstate Investigations to Colorado		Administrative Investigations (additional cases)		TOTAL INVESTIGATIONS	
	Number	%	Number	%	Number	%	Number	%	Number	%	Number	%	Number	%
1	6	10%	44	75%	1	2%	0	0%	0	0%	8	14%	59	100%
2J	16	5%	261	88%	0	0%	0	0%	2	1%	17	6%	296	100%
3	0	0%	6	100%	0	0%	0	0%	0	0%	0	0%	6	100%
4	50	12%	292	71%	0	0%	0	0%	19	5%	50	12%	411	100%
5	2	13%	7	44%	1	6%	0	0%	0	0%	6	38%	16	100%
6	2	7%	23	77%	0	0%	0	0%	4	13%	1	3%	30	100%
7	1	2%	33	67%	5	10%	1	2%	1	2%	8	16%	49	100%
8	7	6%	37	31%	4	3%	3	3%	13	11%	55	46%	119	100%
9	4	10%	25	64%	1	3%	0	0%	0	0%	9	23%	39	100%
10	4	80%	1	20%	0	0%	0	0%	0	0%	0	0%	5	100%
11	5	36%	4	29%	0	0%	0	0%	1	7%	4	29%	14	100%
12	1	14%	5	71%	0	0%	1	14%	0	0%	0	0%	7	100%
13	3	21%	6	43%	2	14%	0	0%	0	0%	3	21%	14	100%
14	3	14%	6	27%	0	0%	1	5%	1	5%	11	50%	22	100%
15	0	0%	0	0%	0	0%	0	0%	0	0%	0	0%	0	0%
16	0	0%	8	73%	2	18%	0	0%	0	0%	1	9%	11	100%
17	22	50%	13	30%	0	0%	0	0%	6	14%	3	7%	44	100%
18	20	31%	31	48%	0	0%	0	0%	1	2%	12	19%	64	100%
19	14	45%	6	19%	0	0%	0	0%	0	0%	11	35%	31	100%
20	0	0%	4	57%	0	0%	0	0%	0	0%	3	43%	7	100%
21	8	32%	4	16%	0	0%	0	0%	10	40%	3	12%	25	100%
22	0	0%	17	94%	0	0%	0	0%	0	0%	1	6%	18	100%
STATE	168	13%	833	65%	16	1%	6	0%	58	5%	206	16%	1,287	100%

Note: Percentages may not total 100 percent because of rounding

TABLE 69

FY 2015
Colorado State Juvenile Probation
New Clients by Offense Type

TYPE: DISTRICT	Felony		Misdemeanor		Petty Offense		Traffic		Other (offense coded without a law class)		TOTAL NEW CLIENTS	
	Number	%	Number	%	Number	%	Number	%	Number	%	Number	%
1	63	24%	160	61%	15	6%	0	0%	26	10%	264	100%
2J	114	38%	161	53%	8	3%	0	0%	18	6%	301	100%
3	0	0%	5	71%	1	14%	1	14%	0	0%	7	100%
4	117	29%	223	56%	14	4%	0	0%	44	11%	398	100%
5	5	13%	23	58%	9	23%	0	0%	3	7%	40	100%
6	6	21%	20	71%	0	0%	0	0%	2	3%	28	100%
7	16	31%	27	53%	3	6%	0	0%	5	13%	51	100%
8	35	12%	167	59%	46	16%	0	0%	34	12%	282	100%
9	13	38%	16	47%	2	6%	0	0%	3	9%	34	100%
10	32	23%	97	70%	2	1%	0	0%	7	5%	138	100%
11	10	16%	47	75%	3	5%	0	0%	3	5%	63	100%
12	4	17%	17	71%	0	0%	0	0%	3	14%	24	100%
13	17	22%	52	68%	0	0%	0	0%	7	9%	76	100%
14	5	25%	12	60%	2	10%	0	0%	1	5%	20	100%
15	10	57%	8	43%	0	0%	0	0%	0	0%	18	100%
16	5	56%	4	44%	0	0%	0	0%	0	0%	9	100%
17	120	36%	156	47%	14	4%	0	0%	40	12%	330	100%
18	129	27%	279	57%	53	11%	1	0%	24	5%	486	100%
19	55	15%	238	64%	51	14%	2	1%	28	10%	374	100%
20	44	23%	95	49%	28	15%	0	0%	25	13%	192	100%
21	46	35%	65	50%	6	5%	0	0%	13	10%	130	100%
22	1	6%	17	68%	1	6%	0	0%	5	19%	25	100%
STATE	848	26%	1,888	57%	258	8%	4	0%	291	9%	3,290	100%

Note: Percentages may not total 100 percent because of rounding.

TABLE 70

FY 2015
Colorado State Juvenile Probation
New Clients by Supervision Type

TYPE:	Probation		Probation Revoked and Resentenced		Deferred Adjudication		Diversion to be Supervised by Probation		Interstate Transfers to Colorado		Change of Venue		TOTAL NEW CLIENTS	
	Number	%	Number	%	Number	%	Number	%	Number	%	Number	%	Number	%
1	184	70%	4	2%	45	17%	0	0%	8	3%	23	9%	264	100%
2J	197	65%	3	1%	33	11%	0	0%	12	4%	56	19%	301	100%
3	6	86%	0	0%	0	0%	0	0%	0	0%	1	14%	7	100%
4	216	54%	6	2%	141	35%	0	0%	13	3%	22	6%	398	100%
5	28	70%	0	0%	9	23%	0	0%	0	0%	3	8%	40	100%
6	13	46%	0	0%	7	25%	0	0%	6	21%	2	7%	28	100%
7	23	45%	1	2%	23	45%	0	0%	1	2%	3	6%	51	100%
8	51	18%	3	1%	205	73%	0	0%	9	3%	14	5%	282	100%
9	12	35%	0	0%	21	62%	0	0%	0	0%	1	3%	34	100%
10	72	52%	3	2%	48	35%	0	0%	4	3%	11	8%	138	100%
11	19	30%	1	2%	38	60%	0	0%	1	2%	4	6%	63	100%
12	5	21%	0	0%	17	71%	0	0%	0	0%	2	8%	24	100%
13	18	24%	2	3%	44	58%	0	0%	2	3%	10	13%	76	100%
14	11	55%	1	5%	4	20%	0	0%	1	5%	3	15%	20	100%
15	1	6%	0	0%	10	56%	4	22%	0	0%	3	17%	18	100%
16	4	44%	1	11%	2	22%	0	0%	0	0%	2	22%	9	100%
17	127	38%	5	2%	139	42%	0	0%	6	2%	53	16%	330	100%
18	220	45%	4	1%	201	41%	0	0%	5	1%	56	12%	486	100%
19	153	41%	6	2%	196	52%	0	0%	5	1%	14	4%	374	100%
20	71	37%	2	1%	102	53%	0	0%	1	1%	16	8%	192	100%
21	83	64%	1	1%	36	28%	0	0%	6	5%	4	3%	130	100%
22	10	40%	1	4%	4	16%	7	28%	1	4%	2	8%	25	100%
STATE	1,524	46%	44	1%	1,325	40%	11	0%	81	2%	305	9%	3,290	100%

Note: Percentages may not total 100 percent because of rounding.

TABLE 71

FY 2015
Colorado State Juvenile Probation
New Clients by Gender

TYPE: DISTRICT	Female		Male		Unknown		TOTAL NEW CLIENTS	
	Number	%	Number	%	Number	%	Number	%
1	58	22%	205	78%	1	0%	264	100%
2J	76	25%	224	74%	1	0%	301	100%
3	2	29%	5	71%	0	0%	7	100%
4	79	20%	319	80%	0	0%	398	100%
5	9	23%	31	78%	0	0%	40	100%
6	6	21%	22	79%	0	0%	28	100%
7	9	18%	42	82%	0	0%	51	100%
8	67	24%	215	76%	0	0%	282	100%
9	3	9%	31	91%	0	0%	34	100%
10	33	24%	105	76%	0	0%	138	100%
11	20	32%	43	68%	0	0%	63	100%
12	6	25%	18	75%	0	0%	24	100%
13	11	14%	65	86%	0	0%	76	100%
14	7	35%	13	65%	0	0%	20	100%
15	1	7%	17	93%	0	0%	18	100%
16	3	33%	6	67%	0	0%	9	100%
17	70	21%	260	79%	0	0%	330	100%
18	113	23%	372	77%	1	0%	486	100%
19	120	32%	254	68%	0	0%	374	100%
20	44	23%	147	77%	1	1%	192	100%
21	23	18%	107	82%	0	0%	130	100%
22	6	22%	19	78%	0	0%	25	100%
STATE	766	23%	2,520	77%	4	0%	3,290	100%

Note: Percentages may not total 100 percent because of rounding.

TABLE 72

FY 2015
Colorado State Juvenile Probation
New Clients by Age

TYPE: DISTRICT	10-14 Years		15 Years		16 Years		17 Years		18+ Years		Unknown		TOTAL NEW CLIENTS	
	Number	%	Number	%	Number	%	Number	%	Number	%	Number	%	Number	%
1	48	18%	52	20%	58	22%	69	26%	37	14%	0	0%	264	100%
2J	64	21%	62	21%	64	21%	63	21%	48	16%	0	0%	301	100%
3	0	0%	1	14%	2	29%	1	14%	3	43%	0	0%	7	100%
4	97	24%	59	15%	75	19%	96	24%	71	18%	0	0%	398	100%
5	14	35%	6	15%	8	20%	8	20%	4	10%	0	0%	40	100%
6	7	25%	8	29%	5	18%	7	25%	1	4%	0	0%	28	100%
7	8	16%	12	24%	13	25%	12	24%	6	12%	0	0%	51	100%
8	70	25%	60	21%	69	24%	66	23%	17	6%	0	0%	282	100%
9	5	15%	4	12%	8	24%	16	47%	1	3%	0	0%	34	100%
10	29	21%	28	20%	36	26%	29	21%	16	12%	0	0%	138	100%
11	18	29%	15	24%	13	21%	7	11%	10	16%	0	0%	63	100%
12	6	25%	4	17%	4	17%	2	8%	8	33%	0	0%	24	100%
13	24	32%	6	8%	20	26%	18	24%	8	11%	0	0%	76	100%
14	4	20%	7	35%	1	5%	3	15%	5	25%	0	0%	20	100%
15	1	7%	1	7%	5	29%	6	35%	4	22%	0	0%	18	100%
16	1	11%	0	0%	5	56%	0	0%	3	33%	0	0%	9	100%
17	63	19%	49	15%	71	22%	77	23%	70	21%	0	0%	330	100%
18	70	14%	81	17%	98	20%	139	29%	98	20%	0	0%	486	100%
19	103	27%	70	19%	96	26%	73	20%	32	9%	0	0%	374	100%
20	54	28%	34	18%	46	24%	41	21%	17	9%	0	0%	192	100%
21	38	29%	23	18%	30	23%	25	19%	14	11%	0	0%	130	100%
22	4	17%	4	17%	1	6%	13	50%	3	11%	0	0%	25	100%
STATE	728	22%	586	18%	729	22%	771	23%	476	14%	0	0%	3,290	100%

¹**18+ Years:** Youth in this category committed their crime while still under the age of 18 but were new to probation after they turned 18.

Note: Percentages may not total 100 percent because of rounding.

TABLE 73

FY 2015
Colorado State Juvenile Probation
New Clients by Ethnic Group¹

TYPE:	Caucasian		African American		Asian		Hispanic		Native American		Other		TOTAL NEW CLIENTS	
DISTRICT	Number	%	Number	%	Asian	%	Number	%	Number	%	Number	%	Number	%
1	208	79%	11	4%	3	1%	34	13%	5	2%	3	1%	264	100%
2J	93	31%	95	32%	6	2%	94	31%	9	3%	4	1%	301	100%
3	5	71%	0	0%	0	0%	2	29%	0	0%	0	0%	7	100%
4	252	63%	79	20%	4	1%	42	11%	1	0%	20	5%	398	100%
5	24	60%	2	5%	2	5%	8	20%	0	0%	4	10%	40	100%
6	20	71%	0	0%	0	0%	2	7%	5	18%	1	4%	28	100%
7	44	86%	0	0%	1	2%	5	10%	0	0%	1	2%	51	100%
8	244	87%	12	6%	1	0%	20	7%	0	0%	5	2%	282	102%
9	29	85%	0	0%	0	0%	5	15%	0	0%	0	0%	34	100%
10	68	49%	2	1%	0	0%	56	41%	2	1%	10	7%	138	100%
11	53	84%	4	6%	0	0%	1	2%	0	0%	5	8%	63	100%
12	15	63%	0	0%	0	0%	7	29%	0	0%	2	8%	24	100%
13	69	91%	1	1%	0	0%	3	4%	0	0%	3	4%	76	100%
14	15	75%	0	0%	0	0%	2	10%	0	0%	3	15%	20	100%
15	17	94%	0	0%	0	0%	1	6%	0	0%	0	0%	18	100%
16	8	86%	0	0%	0	0%	1	14%	0	0%	0	0%	9	100%
17	265	80%	24	7%	6	2%	28	8%	0	0%	7	2%	330	100%
18	296	61%	98	20%	5	1%	63	13%	3	1%	21	4%	486	100%
19	301	80%	5	1%	0	0%	65	17%	0	0%	3	1%	374	100%
20	147	77%	8	4%	4	2%	29	15%	0	0%	4	2%	192	100%
21	108	83%	1	1%	1	1%	14	11%	2	2%	4	3%	130	100%
22	19	78%	0	0%	0	0%	1	6%	4	17%	0	0%	25	100%
STATE	2,300	70%	342	12%	33	1%	484	15%	31	1%	100	3%	3,290	100%

¹ Ethnic Group: This information is entered by court staff from information provided in the summons, affidavit, arrest report or complaint filed by the district attorney.
Note: Percentages may not total 100 percent because of rounding.

TABLE 74

FY 2015
Colorado State Juvenile Probation
Successful/Unsuccessful Terminations

TYPE:	SUCCESSFUL TERMINATIONS		UNSUCCESSFUL TERMINATIONS				TOTAL TERMINATIONS	
	Successful		Revoked		Absconded			
DISTRICT	Number	%	Number	%	Number	%	Number	%
1	118	56%	80	38%	14	7%	212	100%
2J	195	70%	70	25%	14	5%	279	100%
3	8	100%	0	0%	0	0%	8	100%
4	254	73%	72	21%	20	6%	346	100%
5	37	74%	12	24%	1	2%	50	100%
6	18	62%	10	34%	1	3%	29	100%
7	36	88%	5	12%	0	0%	41	100%
8	163	76%	50	23%	1	0%	214	100%
9	23	82%	5	18%	0	0%	28	100%
10	50	52%	37	39%	9	9%	96	100%
11	32	60%	20	38%	1	2%	53	100%
12	11	48%	8	35%	4	17%	23	100%
13	53	79%	10	15%	4	6%	67	100%
14	6	40%	8	53%	1	7%	15	100%
15	10	91%	1	9%	0	0%	11	100%
16	9	53%	5	29%	3	18%	17	100%
17	194	71%	62	23%	19	7%	275	100%
18	302	68%	114	26%	27	6%	443	100%
19	243	70%	97	28%	6	2%	346	100%
20	103	92%	6	5%	3	3%	112	100%
21	81	76%	20	19%	5	5%	106	100%
22	7	50%	4	29%	3	21%	14	100%
STATE	1,953	70%	696	25%	136	5%	2,785	100%

Key: *Successful Terminations*: This column includes those probationers supervised by the state who terminated successfully.
Unsuccessful Terminations: This column includes those probationers who were revoked or absconded. A revocation is defined as a termination from probation supervision for a technical violation, new misdemeanor, or new felony. Absconded refers to probationers who become fugitives and are no longer compliant with probation supervision.
Total Terminations: This table includes: successful, revocations and absconders from probation supervision. Additional types of juvenile probation closures are included in Table 75.

Note: Percentages may not total 100 percent because of rounding.

TABLE 75

FY 2015
Colorado State Juvenile Probation
All Probation Supervision Closure Types

TYPE:	Successful		Revoked		Absconded		Community Corrections Discharge		Deported		Death		Administrative Closure		TOTAL CLOSURES		Change of Venue ¹	
	DISTRICT	Number	%	Number	%	Number	%	Number	%	Number	%	Number	%	Number	%	Number	%	Number
1	118	55%	80	38%	14	7%	0	0%	0	0%	1	0%	0	0%	213	100%	56	1
2J	195	69%	70	25%	14	5%	0	0%	0	0%	1	0%	4	1%	284	100%	25	2J
3	8	100%	0	0%	0	0%	0	0%	0	0%	0	0%	0	0%	8	100%	2	3
4	254	73%	72	21%	20	6%	0	0%	0	0%	0	0%	1	0%	347	100%	16	4
5	37	71%	12	23%	1	2%	0	0%	1	2%	1	2%	0	0%	52	100%	2	5
6	18	62%	10	34%	1	3%	0	0%	0	0%	0	0%	0	0%	29	100%	1	6
7	36	86%	5	12%	0	0%	0	0%	0	0%	0	0%	1	2%	42	100%	1	7
8	163	76%	50	23%	1	0%	0	0%	0	0%	0	0%	0	0%	214	100%	20	8
9	23	82%	5	18%	0	0%	0	0%	0	0%	0	0%	0	0%	28	100%	2	9
10	50	52%	37	39%	9	9%	0	0%	0	0%	0	0%	0	0%	96	100%	13	10
11	32	58%	20	36%	1	2%	0	0%	0	0%	0	0%	2	4%	55	100%	9	11
12	11	48%	8	35%	4	17%	0	0%	0	0%	0	0%	0	0%	23	100%	5	12
13	53	79%	10	15%	4	6%	0	0%	0	0%	0	0%	0	0%	67	100%	6	13
14	6	40%	8	53%	1	7%	0	0%	0	0%	0	0%	0	0%	15	100%	1	14
15	10	91%	1	9%	0	0%	0	0%	0	0%	0	0%	0	0%	11	100%	2	15
16	9	50%	5	28%	3	17%	0	0%	0	0%	0	0%	1	6%	18	100%	2	16
17	194	70%	62	22%	19	7%	0	0%	0	0%	0	0%	1	0%	276	100%	40	17
18	302	68%	114	26%	27	6%	0	0%	0	0%	0	0%	0	0%	443	100%	80	18
19	243	69%	97	28%	6	2%	0	0%	0	0%	1	0%	4	1%	351	100%	41	19
20	103	92%	6	5%	3	3%	0	0%	0	0%	0	0%	0	0%	112	100%	3	20
21	81	76%	20	19%	5	5%	0	0%	1	1%	0	0%	0	0%	107	100%	7	21
22	7	50%	4	29%	3	21%	0	0%	0	0%	0	0%	0	0%	14	100%	1	22
STATE	1,953	70%	696	25%	136	5%	0	0%	2	0%	4	0%	14	0%	2,805	100%	335	STATE

¹**Change of Venue:** Beginning in FY 2008 change of venue cases were removed from "Total Closures" because they are accounted for within the existing closure categories. They are reported separately to track change of venue cases transferred between courts.

Note: Percentages may not total 100 percent because of rounding.

TABLE 76

FY 2015
Colorado State Juvenile Probation
Type of Revocation

TYPE: DISTRICT	New Felony		New Misdemeanor		Technical		TOTAL REVOCATIONS	
	Number	%	Number	%	Number	%	Number	%
1	3	4%	9	11%	68	85%	80	100%
2J	20	29%	9	13%	41	59%	70	100%
3	0	0%	0	0%	0	0%	0	0%
4	17	24%	15	21%	40	56%	72	100%
5	2	17%	0	0%	10	83%	12	100%
6	0	0%	0	0%	10	100%	10	100%
7	0	0%	0	0%	5	100%	5	100%
8	9	18%	8	16%	33	66%	50	100%
9	0	0%	1	20%	4	80%	5	100%
10	6	16%	3	8%	28	76%	37	100%
11	0	0%	1	5%	19	95%	20	100%
12	0	0%	0	0%	8	100%	8	100%
13	0	0%	0	0%	10	100%	10	100%
14	3	38%	1	13%	4	50%	8	100%
15	0	0%	0	0%	1	100%	1	100%
16	1	20%	0	0%	4	80%	5	100%
17	8	13%	14	23%	40	65%	62	100%
18	12	11%	19	17%	83	73%	114	100%
19	11	11%	12	12%	74	76%	97	100%
20	0	0%	1	17%	5	83%	6	100%
21	6	30%	5	25%	9	45%	20	100%
22	0	0%	0	0%	4	100%	4	100%
STATE	98	14%	98	14%	500	72%	696	100%

Key:

- New Felony:* Includes revocations for a new felony offense committed while on probation supervision.
- New Misdemeanor:* Includes revocations for a new misdemeanor offense committed while on probation supervision.
- Technical:* Includes revocations for technical probation supervision violations (e.g. drug use, non-compliance).
- Total Revocations:* Total includes all felony, misdemeanor, and technical violations resulting in a revocation from probation.

Note: Percentages may not total 100 percent because of rounding.

TABLE 77

FY 2015
Colorado State Juvenile Probation
Length of Stay

TYPE:	0-3 months		4-6 months		7-12 months		13-18 months		19-24 months		25 + months		TOTAL CLOSURES	
DISTRICT	Number	%	Number	%	Number	%	Number	%	Number	%	Number	%	Number	%
1	39	18%	32	15%	59	28%	36	17%	21	10%	26	12%	213	100%
2J	21	7%	12	4%	78	27%	62	22%	58	20%	53	19%	284	100%
3	0	0%	1	13%	4	50%	2	25%	1	13%	0	0%	8	100%
4	19	5%	36	10%	131	38%	54	16%	57	16%	50	14%	347	100%
5	4	8%	9	17%	17	33%	12	23%	8	15%	2	4%	52	100%
6	6	21%	4	14%	7	24%	5	17%	3	10%	4	14%	29	100%
7	4	10%	6	14%	13	31%	3	7%	12	29%	4	10%	42	100%
8	24	11%	59	28%	80	37%	23	11%	12	6%	16	7%	214	100%
9	0	0%	5	18%	12	43%	7	25%	3	11%	1	4%	28	100%
10	10	10%	20	21%	34	35%	18	19%	6	6%	8	8%	96	100%
11	10	18%	13	24%	10	18%	6	11%	7	13%	9	16%	55	100%
12	1	4%	2	9%	8	35%	7	30%	2	9%	3	13%	23	100%
13	3	4%	6	9%	23	34%	8	12%	15	22%	12	18%	67	100%
14	0	0%	3	20%	1	7%	5	33%	5	33%	1	7%	15	100%
15	1	9%	0	0%	4	36%	1	9%	3	27%	2	18%	11	100%
16	0	0%	1	6%	5	28%	2	11%	4	22%	6	33%	18	100%
17	27	10%	26	9%	100	36%	56	20%	32	12%	35	13%	276	100%
18	47	11%	57	13%	144	32%	70	16%	56	13%	69	16%	443	100%
19	21	6%	69	20%	141	40%	61	17%	29	8%	30	9%	351	100%
20	14	13%	50	45%	21	19%	11	10%	7	6%	9	8%	112	100%
21	8	7%	18	17%	47	44%	18	17%	7	7%	9	8%	107	100%
22	3	21%	1	7%	4	29%	2	14%	1	7%	3	21%	14	100%
STATE	262	9%	430	15%	943	34%	469	17%	349	12%	352	13%	2,805	100%

Note: Percentages may not total 100 percent because of rounding.

TABLE 78

FY 2015
Colorado State Juvenile Probation
Active Client Risk¹ Levels on June 30, 2015

Risk Levels:	New: w/in the first 30 days of supervision start date		Maximum		Medium		Minimum		Administrative		Community Corrections		Interstate Transfer to Another State		TOTAL STATE JUVENILE CLIENTS	
	Number	%	Number	%	Number	%	Number	%	Number	%	Number	%	Number	%	Number	%
1	8	3%	38	13%	146	50%	28	10%	67	23%	2	1%	3	1%	292	100%
2J	4	1%	162	39%	140	33%	61	15%	53	13%	0	0%	0	0%	420	100%
3	0	0%	4	31%	5	38%	3	23%	1	8%	0	0%	0	0%	13	100%
4	0	0%	83	16%	201	38%	170	32%	47	9%	1	0%	28	5%	530	100%
5	4	7%	11	19%	19	32%	18	31%	5	8%	0	0%	2	3%	59	100%
6	0	0%	5	19%	7	27%	10	38%	1	4%	1	4%	2	8%	26	100%
7	1	2%	10	15%	17	26%	29	45%	5	8%	2	3%	1	2%	65	100%
8	17	7%	84	33%	74	29%	46	18%	29	11%	0	0%	5	2%	255	100%
9	1	2%	4	9%	11	24%	22	48%	3	7%	1	2%	4	9%	46	100%
10	5	3%	18	11%	53	32%	59	36%	24	15%	3	2%	2	1%	164	100%
11	3	5%	9	15%	19	32%	20	33%	7	12%	0	0%	2	3%	60	100%
12	3	8%	6	17%	6	17%	13	36%	8	22%	0	0%	0	0%	36	100%
13	1	1%	14	16%	23	26%	28	32%	14	16%	0	0%	7	8%	87	100%
14	1	3%	9	24%	12	32%	6	16%	7	18%	1	3%	2	5%	38	100%
15	2	8%	4	16%	6	24%	8	32%	5	20%	0	0%	0	0%	25	100%
16	1	4%	5	20%	5	20%	10	40%	4	16%	0	0%	0	0%	25	100%
17	9	3%	35	11%	108	33%	93	29%	75	23%	0	0%	3	1%	323	100%
18	27	5%	65	12%	187	33%	190	34%	73	13%	0	0%	17	3%	559	100%
19	23	6%	32	8%	107	27%	169	43%	57	15%	0	0%	4	1%	392	100%
20	16	10%	28	17%	48	29%	55	33%	14	8%	2	1%	4	2%	167	100%
21	5	3%	26	15%	44	25%	49	28%	39	22%	3	2%	8	5%	174	100%
22	1	7%	4	29%	5	36%	4	29%	0	0%	0	0%	0	0%	14	100%
STATE	132	4%	656	17%	1,243	33%	1,091	29%	538	14%	16	0%	94	2%	3,770	100%

¹The risk levels include regular juvenile supervision, juvenile sex offender, problem solving court and mental disorder clients. Detailed supervision levels for each regular juvenile supervision, juveniles who has committed sexual offenses, problem solving court and mental disorder clients can be found on Tables 79 and 80.

Note: Percentages may not total 100 percents because of rounding.

TABLE 79

FY 2015
Colorado State Juvenile Probation
Active Regular Juvenile and Juveniles Who Have Committed Sexual Offenses
Client Risk Levels on June 30, 2015

Risk Level:	Regular Juvenile Supervision									
	Regular Maximum		Regular Medium		Regular Minimum		Regular Administrative		TOTAL Regular Clients	
DISTRICT	Number	%	Number	%	Number	%	Number	%	Number	%
1	25	12%	90	43%	26	13%	67	32%	208	100%
2J	101	35%	89	31%	48	17%	52	18%	290	100%
3	4	31%	5	38%	3	23%	1	8%	13	100%
4	66	16%	158	38%	146	35%	46	11%	416	100%
5	10	20%	17	35%	17	35%	5	10%	49	100%
6	5	22%	7	30%	10	43%	1	4%	23	100%
7	7	13%	14	26%	28	53%	4	8%	53	100%
8	73	34%	66	31%	45	21%	29	14%	213	100%
9	4	13%	8	25%	17	53%	3	9%	32	100%
10	17	11%	53	35%	59	39%	24	16%	153	100%
11	6	13%	14	30%	20	43%	7	15%	47	100%
12	5	17%	4	13%	13	43%	8	27%	30	100%
13	13	20%	16	25%	25	38%	11	17%	65	100%
14	7	23%	10	33%	6	20%	7	23%	30	100%
15	4	21%	6	32%	7	37%	2	11%	19	100%
16	5	22%	4	17%	10	43%	4	17%	23	100%
17	28	10%	91	33%	88	32%	69	25%	276	100%
18	53	11%	161	35%	175	38%	72	16%	461	100%
19	32	9%	104	31%	157	46%	46	14%	339	100%
20	26	21%	43	34%	42	34%	14	11%	125	100%
21	23	16%	33	24%	45	32%	39	28%	140	100%
22	3	38%	3	38%	2	25%	0	0%	8	100%
STATE	517	17%	996	33%	989	33%	511	17%	3,013	100%

Risk Level:	Juveniles Who Have Committed Sexual Offenses ¹									
	Sex Offenses Maximum		Sex Offenses Medium		Sex Offenses Minimum		Sex Offenses Administrative		TOTAL Sex Offenses	
DISTRICT	Number	%	Number	%	Number	%	Number	%	Number	%
1	6	10%	52	90%	0	0%	0	0%	58	100%
2J	2	4%	38	78%	8	16%	1	2%	49	100%
3	0	0%	0	0%	0	0%	0	0%	0	0%
4	17	20%	43	51%	24	28%	1	1%	85	100%
5	0	0%	0	0%	1	100%	0	0%	1	100%
6	0	0%	0	0%	0	0%	0	0%	0	0%
7	0	0%	2	50%	1	25%	1	25%	4	100%
8	11	55%	8	40%	1	5%	0	0%	20	100%
9	0	0%	2	29%	5	71%	0	0%	7	100%
10	1	100%	0	0%	0	0%	0	0%	1	100%
11	2	29%	5	71%	0	0%	0	0%	7	100%
12	1	33%	2	67%	0	0%	0	0%	3	100%
13	1	9%	4	36%	3	27%	3	27%	11	100%
14	2	50%	2	50%	0	0%	0	0%	4	100%
15	0	0%	0	0%	1	100%	0	0%	1	100%
16	0	0%	0	0%	0	0%	0	0%	0	0%
17	3	10%	16	53%	5	17%	6	20%	30	100%
18	5	16%	18	56%	9	28%	0	0%	32	100%
19	0	0%	3	12%	12	46%	11	42%	26	100%
20	2	10%	5	25%	13	65%	0	0%	20	100%
21	3	17%	11	61%	4	22%	0	0%	18	100%
22	0	0%	0	0%	0	0%	0	0%	0	0%
STATE	56	15%	211	56%	87	23%	23	6%	377	100%

¹This chart does not include juveniles who have committed sexual offenses who have been placed on Juvenile Intensive Supervision Probation (JISP). Colorado does not currently have a Sex Offender Intensive Supervision Program (SOISP) for juveniles who have committed sexual offenses.

Note: Percentages may not total 100 percent because of rounding.

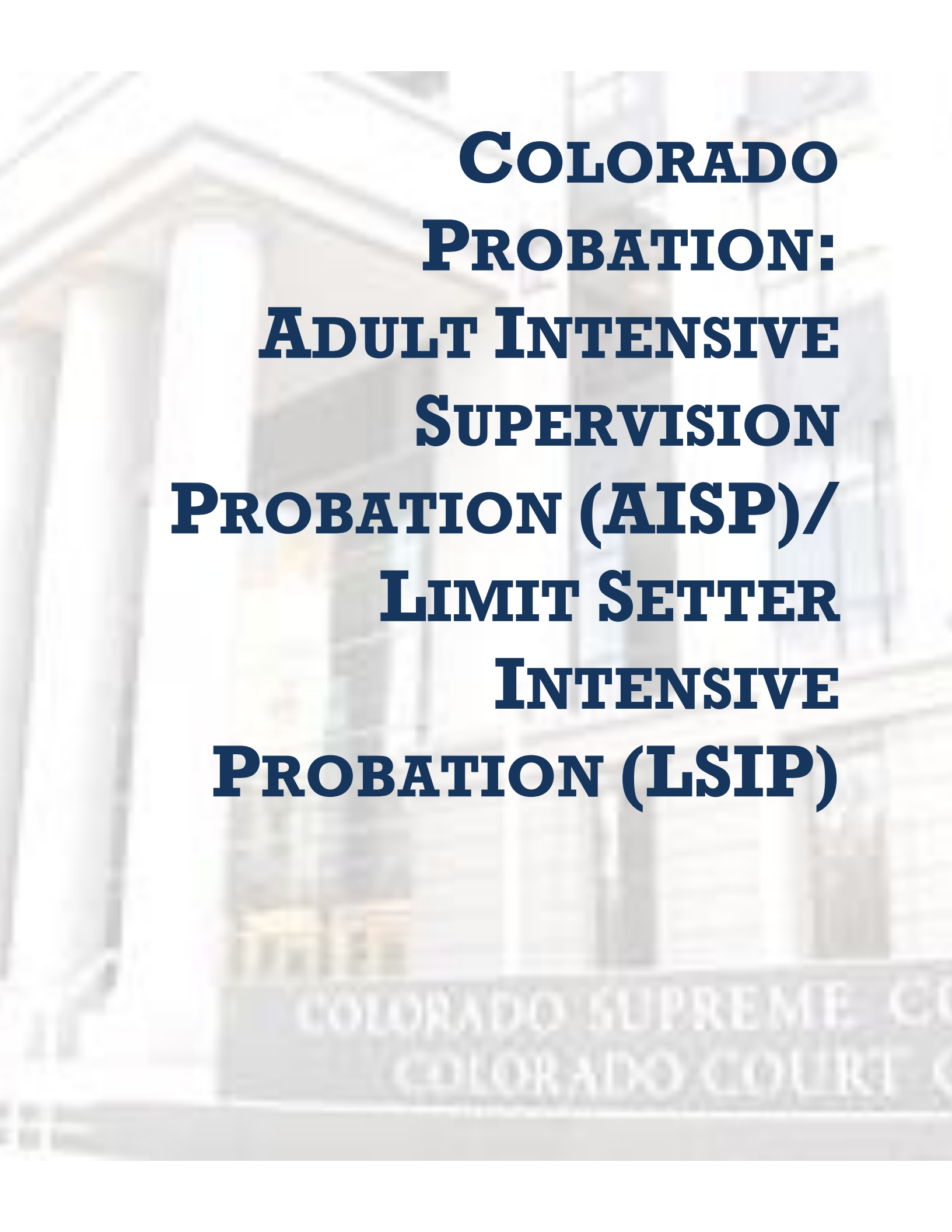
TABLE 80

FY 2015
Colorado State Juvenile Probation
Active Problem Solving Court and Mental Disorder Client Risk Levels on June 30, 2015

Risk Level:	Problem Solving Court (PSC)									
	PSC Maximum		PSC Medium		PSC Minimum		PSC Administrative		TOTAL PSC CLIENTS	
	Number	%	Number	%	Number	%	Number	%	Number	%
DISTRICT										
1	7	58%	3	25%	2	17%	0	0%	12	100%
2J	42	82%	7	14%	2	4%	0	0%	51	100%
3	0	0%	0	0%	0	0%	0	0%	0	0%
4	0	0%	0	0%	0	0%	0	0%	0	0%
5	0	0%	0	0%	0	0%	0	0%	0	0%
6	0	0%	0	0%	0	0%	0	0%	0	0%
7	3	75%	1	25%	0	0%	0	0%	4	100%
8	0	0%	0	0%	0	0%	0	0%	0	0%
9	0	0%	0	0%	0	0%	0	0%	0	0%
10	0	0%	0	0%	0	0%	0	0%	0	0%
11	1	100%	0	0%	0	0%	0	0%	1	100%
12	0	0%	0	0%	0	0%	0	0%	0	0%
13	0	0%	0	0%	0	0%	0	0%	0	0%
14	0	0%	0	0%	0	0%	0	0%	0	0%
15	0	0%	0	0%	0	0%	0	0%	0	0%
16	0	0%	0	0%	0	0%	0	0%	0	0%
17	4	80%	1	20%	0	0%	0	0%	5	100%
18	0	0%	0	0%	0	0%	0	0%	0	0%
19	0	0%	0	0%	0	0%	0	0%	0	0%
20	0	0%	0	0%	0	0%	0	0%	0	0%
21	0	0%	0	0%	0	0%	0	0%	0	0%
22	2	50%	2	50%	0	0%	0	0%	4	100%
STATE	59	77%	14	18%	4	5%	0	0%	77	100%

Risk Level:	Mental Disorder (MD)									
	MD Maximum		MD Medium		MD Minimum		MD Administrative		TOTAL MD CLIENTS	
	Number	%	Number	%	Number	%	Number	%	Number	%
DISTRICT										
1	0	0%	1	100%	0	0%	0	0%	1	100%
2J	17	65%	6	23%	3	12%	0	0%	26	100%
3	0	0%	0	0%	0	0%	0	0%	0	0%
4	0	0%	0	0%	0	0%	0	0%	0	0%
5	1	33%	2	67%	0	0%	0	0%	3	100%
6	0	0%	0	0%	0	0%	0	0%	0	0%
7	0	0%	0	0%	0	0%	0	0%	0	0%
8	0	0%	0	0%	0	0%	0	0%	0	0%
9	0	0%	1	100%	0	0%	0	0%	1	100%
10	0	0%	0	0%	0	0%	0	0%	0	0%
11	0	0%	0	0%	0	0%	0	0%	0	0%
12	0	0%	0	0%	0	0%	0	0%	0	0%
13	0	0%	3	100%	0	0%	0	0%	3	100%
14	0	0%	0	0%	0	0%	0	0%	0	0%
15	0	0%	0	0%	0	0%	0	0%	0	0%
16	0	0%	0	0%	0	0%	0	0%	0	0%
17	0	0%	0	0%	0	0%	0	0%	0	0%
18	7	32%	8	36%	6	27%	1	5%	22	100%
19	0	0%	0	0%	0	0%	0	0%	0	0%
20	0	0%	0	0%	0	0%	0	0%	0	0%
21	0	0%	0	0%	0	0%	0	0%	0	0%
22	0	0%	0	0%	0	0%	0	0%	0	0%
STATE	25	45%	21	38%	9	16%	1	2%	56	100%

Note: Percentages may not total 100 percent because of rounding.



**COLORADO
PROBATION:
ADULT INTENSIVE
SUPERVISION
PROBATION (AISP)/
LIMIT SETTER
INTENSIVE
PROBATION (LSIP)**

COLORADO SUPREME COURT
COLORADO COURT OF APPEALS

FY 2015

Colorado State Probation Intensive Programs

**Adult Intensive Supervision Probation (AISP)/ Limit Setter Intensive Probation (LSIP) ¹
New Clients by Order Type**

DISTRICT	Direct Sentence		Transfer from Regular Probation		Courtesy Transfer from other Colorado Probation Districts		Interstate Transfers to Colorado		Total New Clients	
	Number	%	Number	%	Number	%	Number	%	Number	%
1	28	44%	30	47%	6	9%	0	0%	64	100%
2	46	41%	59	53%	7	6%	0	0%	112	100%
3	0	0%	0	0%	0	0%	0	0%	0	0%
4	23	28%	57	70%	2	2%	0	0%	82	100%
5	0	0%	1	100%	0	0%	0	0%	1	100%
6	0	0%	0	0%	0	0%	0	0%	0	0%
7	0	0%	0	0%	0	0%	0	0%	0	0%
8	19	24%	56	72%	2	3%	1	1%	78	100%
9	0	0%	0	0%	0	0%	0	0%	0	0%
10	5	20%	20	80%	0	0%	0	0%	25	100%
11	1	50%	1	50%	0	0%	0	0%	2	100%
12	1	100%	0	0%	0	0%	0	0%	1	100%
13	6	55%	2	18%	1	9%	2	18%	11	100%
14	0	0%	2	67%	0	0%	1	33%	3	100%
15	0	0%	0	0%	0	0%	0	0%	0	0%
16	1	25%	3	75%	0	0%	0	0%	4	100%
17	34	27%	87	69%	4	3%	1	1%	126	100%
18	14	20%	48	69%	8	11%	0	0%	70	100%
19	17	28%	35	58%	7	12%	1	2%	60	100%
20	4	17%	14	61%	5	22%	0	0%	23	100%
21	5	28%	11	61%	2	11%	0	0%	18	100%
22	0	0%	0	0%	0	0%	0	0%	0	0%
TOTAL	204	30%	426	63%	44	6%	6	1%	680	100%

¹**Adult Intensive Supervision (AISP/LSIP):** This table contains both AISP and Limit Setter-Intensive Probation (LSIP) clients. On October 1, 2013, AISP is no longer available as a sentencing option. LSIP was created as a community based supervision program designed for high risk probationers.

Note: Percentages may not total 100 percent because of rounding.

FY 2015
Colorado State Probation Intensive Programs
Adult Intensive Supervision Probation (AISP)/Limit Setter Intensive Probation (LSIP) ¹
Successful/Unsuccessful Terminations

TYPE:	SUCCESSFUL TERMINATIONS		UNSUCCESSFUL TERMINATIONS				TOTAL TERMINATIONS	
	Successful		Revoked		Absconded			
DISTRICT	Number	%	Number	%	Number	%	Number	%
1	28	42%	31	47%	7	11%	66	100%
2	73	53%	36	26%	29	21%	138	100%
3	3	75%	1	25%	0	0%	4	100%
4	27	37%	33	45%	13	18%	73	100%
5	2	33%	4	67%	0	0%	6	100%
6	0	0%	0	0%	0	0%	0	0%
7	0	0%	0	0%	1	100%	1	100%
8	36	55%	16	25%	13	20%	65	100%
9	0	0%	0	0%	0	0%	0	0%
10	4	29%	10	71%	0	0%	14	100%
11	2	50%	2	50%	0	0%	4	100%
12	6	67%	3	33%	0	0%	9	100%
13	6	67%	2	22%	1	11%	9	100%
14	1	33%	1	33%	1	33%	3	100%
15	0	0%	0	0%	0	0%	0	0%
16	0	0%	1	100%	0	0%	1	100%
17	64	50%	32	25%	33	26%	129	100%
18	22	52%	15	36%	5	12%	42	100%
19	13	39%	18	55%	2	6%	33	100%
20	16	67%	7	29%	1	4%	24	100%
21	6	43%	5	36%	3	21%	14	100%
22	0	0%	0	0%	0	0%	0	0%
STATE	309	49%	217	34%	109	17%	635	100%

Key: *Successful Terminations*: This column includes those probationers that have terminated from probation while on AISP probation or transitioned to regular supervision probation.

Unsuccessful Terminations: This column includes AISP probationers who were revoked or absconded. A revocation is defined as a termination from AISP for a technical violation, new misdemeanor, or new felony offense. A revocation to Community Corrections is NOT included in this section because these probationers are still under the supervision and jurisdiction of probation. Absconded refers to probationers who become fugitives and are no longer compliant with probation supervision.

Total Terminations: This table includes: revocations, absconders and successful terminations from probation supervision.

Additional types of of AISP discharges are included in Table 83.

¹**Adult Intensive Supervision (AISP/LSIP)**: This table contains both AISP and Limit Setter-Intensive Probation (LSIP) clients. On October 1, 2013, AISP is no longer available as a sentencing option. LSIP was created as a community based supervision program designed for high risk probationers.

Note: Percentages may not total 100 percent because of rounding.

TABLE 83

FY 2015
Colorado State Probation Intensive Programs
Adult Intensive Supervision Probation (AISP)/Limit Setter Intensive Probation (LSIP) ¹
Discharges

DISTRICT	Successful: Completed Program Transfer to Regular Probation		Successful: Completed Program no longer on Probation		Absconded		Re-Sentenced to Community Corrections		Revoked		Deported		Death		Administrative Closure		Transfer to Another Specialized Program		Total Discharges	
	#	%	#	%	#	%	#	%	#	%	#	%	#	%	#	%	#	%	#	%
1	25	28%	3	3%	7	8%	23	26%	31	34%	0	0%	1	1%	0	0%	0	0%	90	100%
2	63	42%	10	7%	29	19%	11	7%	36	24%	0	0%	0	0%	0	0%	0	0%	149	100%
3	1	17%	2	33%	0	0%	2	33%	1	17%	0	0%	0	0%	0	0%	0	0%	6	100%
4	22	23%	5	5%	13	14%	21	22%	33	35%	0	0%	0	0%	0	0%	0	0%	94	100%
5	1	17%	1	17%	0	0%	0	0%	4	67%	0	0%	0	0%	0	0%	0	0%	6	100%
6	0	0%	0	0%	0	0%	0	0%	0	0%	0	0%	0	0%	0	0%	0	0%	0	0%
7	0	0%	0	0%	1	100%	0	0%	0	0%	0	0%	0	0%	0	0%	0	0%	1	100%
8	28	28%	8	8%	13	13%	32	32%	16	16%	1	1%	1	1%	0	0%	1	1%	100	100%
9	0	0%	0	0%	0	0%	0	0%	0	0%	0	0%	0	0%	0	0%	0	0%	0	0%
10	3	19%	1	6%	0	0%	1	6%	10	63%	0	0%	0	0%	0	0%	1	6%	16	100%
11	2	50%	0	0%	0	0%	0	0%	2	50%	0	0%	0	0%	0	0%	0	0%	4	100%
12	6	43%	0	0%	0	0%	5	36%	3	21%	0	0%	0	0%	0	0%	0	0%	14	100%
13	6	38%	0	0%	1	6%	3	19%	2	13%	0	0%	0	0%	0	0%	4	25%	16	100%
14	0	0%	1	33%	1	33%	0	0%	1	33%	0	0%	0	0%	0	0%	0	0%	3	100%
15	0	0%	0	0%	0	0%	0	0%	0	0%	0	0%	0	0%	0	0%	0	0%	0	0%
16	0	0%	0	0%	0	0%	1	50%	1	50%	0	0%	0	0%	0	0%	0	0%	2	100%
17	52	25%	12	6%	33	16%	64	31%	32	15%	0	0%	4	2%	3	1%	8	4%	208	100%
18	14	27%	8	16%	5	10%	8	16%	15	29%	0	0%	1	2%	0	0%	0	0%	51	100%
19	12	26%	1	2%	2	4%	14	30%	18	38%	0	0%	0	0%	0	0%	0	0%	47	100%
20	14	50%	2	7%	1	4%	4	14%	7	25%	0	0%	0	0%	0	0%	0	0%	28	100%
21	6	25%	0	0%	3	13%	9	38%	5	21%	0	0%	0	0%	0	0%	1	4%	24	100%
22	0	0%	0	0%	0	0%	0	0%	0	0%	0	0%	0	0%	0	0%	0	0%	0	0%
TOTAL	255	30%	54	6%	109	13%	198	23%	217	25%	1	0%	7	1%	3	0%	15	2%	859	100%

Courtesy Transfers ²	
#	District
8	1
2	2
0	3
5	4
0	5
0	6
0	7
3	8
0	9
0	10
0	11
1	12
0	13
0	14
0	15
0	16
11	17
11	18
7	19
5	20
1	21
0	22
54	STATE

¹**Adult Intensive Supervision (AISP/LSIP):** This table contains both AISP and Limit Setter-Intensive Probation (LSIP) clients. On October 1, 2013, AISP is no longer available as a sentencing option. LSIP was created as a community based supervision program designed for high risk probationers.

²**Courtesy Transfers:** Beginning in FY 2008 courtesy transfers were removed from "Total Discharges" because they are accounted for within the existing discharge categories. They are reported separately to track the cases transferred between districts.

Note: Percentages may not total 100 percent because of rounding.

FY 2015
Colorado State Probation Intensive Programs
Adult Intensive Supervision Probation (AISP)/Limit Setter Intensive Probation (LSIP) ¹
Type of Revocation

DISTRICT	Revoked: New Felony		Revoked: New Misdemeanor		Revoked: Technical		Total Revocations	
	Number	%	Number	%	Number	%	Number	%
1	12	39%	6	19%	13	42%	31	100%
2	11	31%	6	17%	19	53%	36	100%
3	0	0%	0	0%	1	100%	1	100%
4	18	55%	3	9%	12	36%	33	100%
5	1	25%	1	25%	2	50%	4	100%
6	0	0%	0	0%	0	100%	0	100%
7	0	0%	0	0%	0	0%	0	0%
8	6	38%	3	19%	7	44%	16	100%
9	0	0%	0	0%	0	0%	0	0%
10	3	30%	1	10%	6	60%	10	100%
11	0	0%	0	0%	2	100%	2	100%
12	0	0%	0	0%	3	100%	3	100%
13	0	0%	1	50%	1	50%	2	100%
14	1	100%	0	0%	0	0%	1	100%
15	0	0%	0	0%	0	0%	0	0%
16	0	0%	0	0%	1	100%	1	100%
17	11	34%	7	22%	14	44%	32	100%
18	3	20%	3	20%	9	60%	15	100%
19	6	33%	3	17%	9	50%	18	100%
20	2	29%	1	14%	4	57%	7	100%
21	1	20%	2	40%	2	40%	5	100%
22	0	0%	0	0%	0	0%	0	0%
TOTAL	75	35%	37	17%	105	48%	217	100%

Key:

- New Felony:* Includes revocations for a new felony offense committed while on probation supervision.
- New Misdemeanor:* Includes revocations for a new misdemeanor offense committed while on probation supervision.
- Technical:* Includes revocations for technical probation supervision violations (e.g. drug use, non-compliance).
- Total Revocations:* Total includes all felony, misdemeanor, and technical violations resulting in a revocation from probation

¹**Adult Intensive Supervision (AISP/LSIP):** FY 2015 AISP contains both AISP and Limit Setter-Intensive Probation (LSIP) clients. On October 1, 2013, LSIP replaces AISP as a sentencing option. LSIP was created as a community based supervision program designed for higher risk probationers.

Note: Percentages may not total 100 percent because of rounding.



**COLORADO
PROBATION:
SEX OFFENDER
INTENSIVE
SUPERVISION
PROBATION (SOISP)**

COLORADO SUPREME COURT
COLORADO COURT OF APPEALS

FY 2015
Colorado State Probation Intensive Programs
Sex Offender Intensive Supervision Probation (SOISP)
New Clients by Order Type

DISTRICT	Direct Sentence		Courtesy Transfer from other Colorado Probation Districts		Interstate Transfers to Colorado		Total New Clients	
	Number	%	Number	%	Number	%	Number	%
1	42	91%	4	9%	0	0%	46	100%
2	35	100%	0	0%	0	0%	35	100%
3	0	0%	0	0%	0	0%	0	0%
4	51	89%	6	11%	0	0%	57	100%
5	5	100%	0	0%	0	0%	5	100%
6	0	0%	0	0%	0	0%	0	0%
7	3	75%	1	25%	0	0%	4	100%
8	23	82%	4	14%	1	4%	28	100%
9	8	80%	2	20%	0	0%	10	100%
10	2	67%	1	33%	0	0%	3	100%
11	0	0%	0	0%	0	0%	0	0%
12	2	100%	0	0%	0	0%	2	100%
13	8	80%	2	20%	0	0%	10	100%
14	0	0%	0	0%	0	0%	0	0%
15	0	0%	0	0%	0	0%	0	0%
16	0	0%	0	0%	0	0%	0	0%
17	27	75%	8	22%	1	3%	36	100%
18	60	92%	4	6%	1	2%	65	100%
19	17	81%	4	19%	0	0%	21	100%
20	12	86%	2	14%	0	0%	14	100%
21	11	85%	2	15%	0	0%	13	100%
22	0	0%	0	0%	0	0%	0	0%
TOTAL	306	88%	40	11%	3	1%	349	100%

Note: Percentages may not total 100 percent because of rounding.

FY 2015
Colorado State Probation Intensive Programs
Sex Offender Intensive Supervision Program (SOISP)
Successful/Unsuccessful Terminations

Note: Approximately one-half of the SOISP probationers are serving indeterminate sentences (minimum of 10 years). Therefore, it is important to consider terminations within the context of the active SOISP caseload. Many more probationers are being successfully supervised (1,452) on SOISP than are terminating unsuccessfully (162) as reflected below in the 6/30/2015 active caseload and termination table.

Sex Offender Intensive Supervision Program (SOISP) Active as of 6/30/2015 ¹	
DISTRICT	Number
1	164
2	146
3	1
4	302
5	15
6	34
7	7
8	124
9	15
10	50
11	21
12	7
13	31
14	5
15	0
16	8
17	106
18	244
19	66
20	41
21	58
22	7
STATE	1,452

TYPE:	SUCCESSFUL TERMINATIONS		UNSUCCESSFUL TERMINATIONS				TOTAL TERMINATIONS	
	Successful		Revoked		Absconded			
DISTRICT	Number	%	Number	%	Number	%	Number	%
1	25	60%	13	31%	4	10%	42	100%
2	13	23%	35	61%	9	16%	57	100%
3	0	0%	0	0%	0	0%	0	0%
4	20	48%	19	45%	3	7%	42	100%
5	1	50%	0	0%	1	50%	2	100%
6	1	50%	1	50%	0	0%	2	100%
7	1	100%	0	0%	0	0%	1	100%
8	15	48%	14	45%	2	6%	31	100%
9	3	100%	0	0%	0	0%	3	100%
10	2	67%	1	33%	0	0%	3	100%
11	2	67%	1	33%	0	0%	3	100%
12	3	75%	1	25%	0	0%	4	100%
13	4	67%	2	33%	0	0%	6	100%
14	0	0%	0	0%	0	0%	0	0%
15	0	0%	0	0%	0	0%	0	0%
16	0	0%	0	0%	0	0%	0	0%
17	14	56%	10	40%	1	4%	25	100%
18	29	48%	30	50%	1	2%	60	100%
19	4	27%	11	73%	0	0%	15	100%
20	0	0%	2	100%	0	0%	2	100%
21	7	88%	1	13%	0	0%	8	100%
22	0	0%	0	0%	0	0%	0	0%
STATE	144	47%	141	46%	21	7%	306	100%

Key: *Successful Termination:* This column includes those probationers that terminated from probation while on SOISP or transitioned to regular supervision probation.
Unsuccessful Terminations: These columns include SOISP probationers who were revoked or absconded. A revocation is defined as a termination from SOISP for a technical violation, new misdemeanor, or new felony offense.
 A revocation to Community Corrections is NOT included in this section. These probationers are not included on this table as they are still under the supervision and jurisdiction of probation.
 Absconded refers to probationers who become fugitives and are no longer compliant with probation supervision.

Total Terminations: In this table only, the total terminations include: revocations, absconders and successful terminations from probation supervision. Additional types of SOISP discharges are included in Table 87.

¹Sex Offender Intensive Supervision Probation: The Non-SOISP sex offender population is included in Regular Adult Probation Section.

Note: Percentages may not total 100 percent because of rounding.

TABLE 87

FY 2015
Colorado State Probation Intensive Programs
Sex Offender Intensive Supervision Probation (SOISP)
Discharges

DISTRICT	Successful: Transfer to Regular Probation		Successful: Completed Program no longer on Probation		Absconded		Re-Sentenced to: Community Corrections		Revoked		Deported		Death		Administrative Closure		Transfer to Another Specialized Program		Total Discharges		Courtesy Transfers ¹	
	Number	%	Number	%	Number	%	Number	%	Number	%	#	%	#	%	Number	%	Number	%	Number	%	Number	DISTRICT
1	1	2%	24	44%	4	7%	11	20%	13	24%	0	0%	1	2%	0	0%	0	0%	54	100%	4	1
2	6	10%	7	12%	9	16%	0	0%	35	60%	0	0%	1	2%	0	0%	0	0%	58	100%	0	2
3	0	0%	0	0%	0	0%	0	0%	0	0%	0	0%	0	0%	0	0%	0	0%	0	0%	0	3
4	6	14%	14	32%	3	7%	0	0%	19	43%	1	2%	1	2%	0	0%	0	0%	44	100%	0	4
5	0	0%	1	33%	1	33%	0	0%	0	0%	1	33%	0	0%	0	0%	0	0%	3	100%	0	5
6	0	0%	1	50%	0	0%	0	0%	1	50%	0	0%	0	0%	0	0%	0	0%	2	100%	0	6
7	0	0%	1	100%	0	0%	0	0%	0	0%	0	0%	0	0%	0	0%	0	0%	1	100%	0	7
8	6	17%	9	26%	2	6%	2	6%	14	40%	0	0%	1	3%	1	3%	0	0%	35	100%	1	8
9	3	100%	0	0%	0	0%	0	0%	0	0%	0	0%	0	0%	0	0%	0	0%	3	100%	0	9
10	0	0%	2	67%	0	0%	0	0%	1	33%	0	0%	0	0%	0	0%	0	0%	3	100%	0	10
11	0	0%	2	67%	0	0%	0	0%	1	33%	0	0%	0	0%	0	0%	0	0%	3	100%	0	11
12	2	50%	1	25%	0	0%	0	0%	1	25%	0	0%	0	0%	0	0%	0	0%	4	100%	0	12
13	1	10%	3	30%	0	0%	4	40%	2	20%	0	0%	0	0%	0	0%	0	0%	10	100%	0	13
14	0	0%	0	0%	0	0%	0	0%	0	0%	0	0%	0	0%	0	0%	0	0%	0	0%	0	14
15	0	0%	0	0%	0	0%	0	0%	0	0%	0	0%	0	0%	0	0%	0	0%	0	0%	0	15
16	0	0%	0	0%	0	0%	0	0%	0	0%	0	0%	0	0%	0	0%	0	0%	0	0%	0	16
17	3	9%	11	31%	1	3%	9	26%	10	29%	1	3%	0	0%	0	0%	0	0%	35	100%	6	17
18	10	14%	19	28%	1	1%	1	1%	30	43%	3	4%	2	3%	3	4%	0	0%	69	100%	0	18
19	2	12%	2	12%	0	0%	2	12%	11	65%	0	0%	0	0%	0	0%	0	0%	17	100%	2	19
20	0	0%	0	0%	0	0%	0	0%	2	100%	0	0%	0	0%	0	0%	0	0%	2	100%	0	20
21	3	23%	4	31%	0	0%	5	38%	1	8%	0	0%	0	0%	0	0%	0	0%	13	100%	3	21
22	0	0%	0	0%	0	0%	0	0%	0	0%	0	0%	0	0%	0	0%	0	0%	0	0%	0	22
TOTAL	43	12%	101	28%	21	6%	34	10%	141	40%	6	2%	6	2%	4	1%	0	0%	356	100%	16	TOTAL

¹**Courtesy Transfers:** Beginning in FY 2008 courtesy transfers were removed from "Total Discharges" because they are accounted for within the existing discharge categories. These numbers are reported separately to track the cases transferred between districts.

Note: Percentages may not total 100 percent because of rounding.

TABLE 88

FY 2015
Colorado State Probation Intensive Programs
Sex Offender Intensive Supervision Probation (SOISP)
Type of Revocation

DISTRICT	Revoked: New Felony		Revoked: New Misdemeanor		Revoked: Technical		Total Revocations	
	Number	%	Number	%	Number	%	Number	%
1	1	8%	1	8%	11	85%	13	100%
2	1	3%	0	0%	34	97%	35	100%
3	0	0%	0	0%	0	0%	0	0%
4	5	26%	0	0%	14	74%	19	100%
5	0	0%	0	0%	0	100%	0	100%
6	0	0%	0	0%	1	100%	1	100%
7	0	0%	0	0%	0	0%	0	0%
8	0	0%	0	0%	14	100%	14	100%
9	0	0%	0	0%	0	100%	0	100%
10	0	0%	0	0%	1	100%	1	100%
11	1	100%	0	0%	0	0%	1	100%
12	0	0%	0	0%	1	100%	1	100%
13	0	0%	0	0%	2	100%	2	100%
14	0	0%	0	0%	0	0%	0	0%
15	0	0%	0	0%	0	0%	0	0%
16	0	0%	0	0%	0	0%	0	0%
17	2	20%	0	0%	8	80%	10	100%
18	1	3%	5	17%	24	80%	30	100%
19	0	0%	0	0%	11	100%	11	100%
20	0	0%	0	0%	2	0%	2	0%
21	1	100%	0	0%	0	0%	1	100%
22	0	0%	0	0%	0	0%	0	0%
TOTAL	12	9%	6	4%	123	87%	141	100%

Key:
New Felony: Includes revocations for a new felony offense committed while on probation supervision.
New Misdemeanor: Includes revocations for a new misdemeanor offense committed while on probation supervision.
Technical: Includes revocations for technical probation supervision violations (e.g. drug use, non-compliance).
Total Revocations: Total includes all felony, misdemeanor, and technical violations resulting in a revocation from probation.

Note: Percentages may not total 100 percent because of rounding.



**COLORADO
PROBATION:
FEMALE OFFENDER
PROGRAM (FOP)**

COLORADO SUPREME COURT
COLORADO COURT OF APPEALS

TABLE 89

FY 2015
Colorado State Probation Intensive Programs
Female Offender Program (FOP)
New Clients by Order Type

DISTRICT	Direct Sentence		Transfer from Regular Probation		Courtesy Transfer from other Colorado Probation Districts		Interstate Transfers to Colorado		Total New Clients	
	Number	%	Number	%	Number	%	Number	%	Number	%
1	13	57%	8	35%	2	9%	0	0%	23	100%
2	7	27%	15	58%	4	15%	0	0%	26	100%
3	0	0%	0	0%	0	0%	0	0%	0	0%
4	11	33%	19	58%	3	9%	0	0%	33	100%
5	2	50%	1	25%	1	25%	0	0%	4	100%
6	0	0%	0	0%	0	0%	0	0%	0	0%
7	0	0%	0	0%	0	0%	0	0%	0	0%
8	0	0%	0	0%	1	100%	0	0%	1	100%
9	0	0%	1	100%	0	0%	0	0%	1	100%
10	8	53%	7	47%	0	0%	0	0%	15	100%
11	0	0%	0	0%	0	0%	0	0%	0	0%
12	0	0%	0	0%	0	0%	0	0%	0	0%
13	4	33%	8	67%	0	0%	0	0%	12	100%
14	0	0%	0	0%	0	0%	0	0%	0	0%
15	0	0%	0	0%	0	0%	0	0%	0	0%
16	0	0%	0	0%	0	0%	0	0%	0	0%
17	9	28%	22	69%	1	3%	0	0%	32	100%
18	4	17%	14	61%	5	22%	0	0%	23	100%
19	2	8%	22	85%	2	8%	0	0%	26	100%
20	5	31%	11	69%	0	0%	0	0%	16	100%
21	2	20%	7	70%	1	10%	0	0%	10	100%
22	0	0%	0	0%	0	0%	0	0%	0	0%
TOTAL	67	30%	135	61%	20	9%	0	0%	222	100%

Note: Percentages may not total 100 percent because of rounding.

FY 2015
Colorado State Probation Intensive Programs
Female Offender Program (FOP)
Successful/Unsuccessful Terminations

TYPE:	SUCCESSFUL TERMINATIONS		UNSUCCESSFUL TERMINATIONS				TOTAL TERMINATIONS	
	Successful		Revoked		Absconded			
DISTRICT	Number	%	Number	%	Number	%	Number	%
1	10	48%	10	48%	1	5%	21	100%
2	8	44%	7	39%	3	17%	18	100%
3	0	0%	0	0%	0	0%	0	0%
4	9	45%	8	40%	3	15%	20	100%
5	2	100%	0	0%	0	0%	2	100%
6	0	0%	0	0%	0	0%	0	0%
7	0	0%	0	0%	0	0%	0	0%
8	5	100%	0	0%	0	0%	5	100%
9	0	0%	0	0%	0	0%	0	0%
10	6	40%	9	60%	0	0%	15	100%
11	0	0%	0	0%	0	0%	0	0%
12	0	0%	0	0%	0	0%	0	0%
13	0	0%	0	0%	0	0%	0	0%
14	0	0%	0	0%	0	0%	0	0%
15	0	0%	0	0%	0	0%	0	0%
16	0	0%	0	0%	0	0%	0	0%
17	17	53%	10	31%	5	16%	32	100%
18	9	64%	2	14%	3	21%	14	100%
19	10	77%	3	23%	0	0%	13	100%
20	13	87%	2	13%	0	0%	15	100%
21	6	50%	4	33%	2	17%	12	100%
22	0	0%	0	0%	0	0%	0	0%
STATE	95	57%	55	33%	17	10%	167	100%

Key: *Successful Terminations:* This column includes those probationers that have terminated from FOP and probation or transitioned to regular supervision probation.

Unsuccessful Terminations: These columns include FOP probationers who were revoked or absconded. A revocation is defined as a termination from FOP for a technical violation, new misdemeanor, or new felony offense. A revocation to Community Corrections is NOT included in this section because these probationers are still under the supervision and jurisdiction of probation. Absconded refers to probationers who become fugitives and are no longer compliant with probation supervision.

Total Terminations: This table includes: revocations, absconders and successful terminations from probation supervision. Additional types of FOP discharges are included in Table 91.

Note: Percentages may not total 100 percent because of rounding.

TABLE 91

FY 2015
Colorado State Probation Intensive Programs
Female Offender Program (FOP)
Discharges

DISTRICT	Successful: Transfer to Regular Probation		Successful: Completed Program no longer on Probation		Absconded		Re-Sentenced to Community Corrections		Revoked		Deported		Death		Administrative Closure		Transfer to Another Specialized Program		Total Discharges		#	DISTRICT
	Number	%	Number	%	Number	%	Number	%	Number	%	#	%	#	%	Number	%	Number	%	Number	%		
1	0	0%	10	40%	1	4%	4	16%	10	40%	0	0%	0	0%	0	0%	0	0%	25	100%	2	1
2	7	32%	1	5%	3	14%	3	14%	7	32%	0	0%	0	0%	0	0%	1	5%	22	100%	4	2
3	0	0%	0	0%	0	0%	0	0%	0	0%	0	0%	0	0%	0	0%	0	0%	0	0%	0	3
4	7	30%	2	9%	3	13%	3	13%	8	35%	0	0%	0	0%	0	0%	0	0%	23	100%	1	4
5	1	33%	1	33%	0	0%	1	33%	0	0%	0	0%	0	0%	0	0%	0	0%	3	100%	0	5
6	0	0%	0	0%	0	0%	0	0%	0	0%	0	0%	0	0%	0	0%	0	0%	0	0%	0	6
7	0	0%	0	0%	0	0%	0	0%	0	0%	0	0%	0	0%	0	0%	0	0%	0	0%	0	7
8	5	71%	0	0%	0	0%	1	14%	0	0%	0	0%	0	0%	0	0%	1	14%	7	100%	0	8
9	0	0%	0	0%	0	0%	0	0%	0	0%	0	0%	0	0%	0	0%	0	0%	0	0%	0	9
10	4	16%	2	8%	0	0%	8	32%	9	36%	0	0%	1	4%	0	0%	1	4%	25	100%	2	10
11	0	0%	0	0%	0	0%	0	0%	0	0%	0	0%	0	0%	0	0%	0	0%	0	0%	0	11
12	0	0%	0	0%	0	0%	0	0%	0	0%	0	0%	0	0%	0	0%	0	0%	0	0%	0	12
13	0	0%	0	0%	0	0%	0	0%	0	0%	0	0%	0	0%	0	0%	1	100%	1	100%	0	13
14	0	0%	0	0%	0	0%	0	0%	0	0%	0	0%	0	0%	0	0%	0	0%	0	0%	0	14
15	0	0%	0	0%	0	0%	0	0%	0	0%	0	0%	0	0%	0	0%	0	0%	0	0%	0	15
16	0	0%	0	0%	0	0%	0	0%	0	0%	0	0%	0	0%	0	0%	0	0%	0	0%	0	16
17	15	38%	2	5%	5	13%	7	18%	10	25%	0	0%	0	0%	0	0%	1	3%	40	100%	1	17
18	9	47%	0	0%	3	16%	4	21%	2	11%	0	0%	1	5%	0	0%	0	0%	19	100%	2	18
19	10	48%	0	0%	0	0%	8	38%	3	14%	0	0%	0	0%	0	0%	0	0%	21	100%	2	19
20	13	72%	0	0%	0	0%	1	6%	2	11%	0	0%	0	0%	0	0%	2	11%	18	100%	0	20
21	5	31%	1	6%	2	13%	4	25%	4	25%	0	0%	0	0%	0	0%	0	0%	16	100%	0	21
22	0	0%	0	0%	0	0%	0	0%	0	0%	0	0%	0	0%	0	0%	0	0%	0	0%	0	22
TOTAL	76	35%	19	9%	17	8%	44	20%	55	25%	0	0%	2	1%	0	0%	7	3%	220	100%	14	TOTAL

¹**Courtesy Transfers:** Beginning in FY 2008 courtesy transfers were removed from "Total Discharges" because they are accounted for within the existing discharge categories. They are reported separately to track the cases transferred between districts.

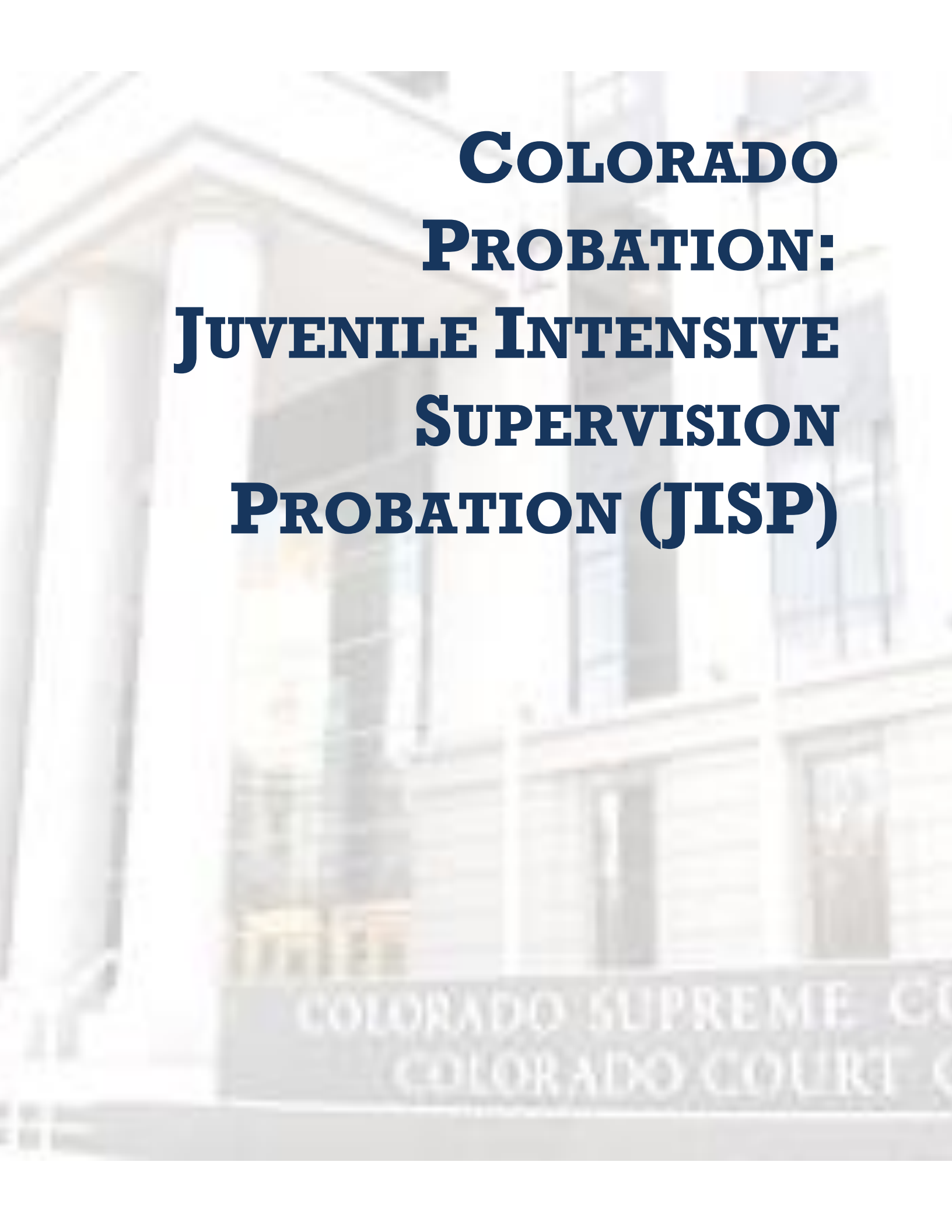
Note: Percentages may not total 100 percent because of rounding.

FY 2015
Colorado State Probation Intensive Programs
Female Offender Program (FOP)
Type of Revocation

DISTRICT	Revoked: New Felony		Revoked: New Misdemeanor		Revoked: Technical		Total Revocations	
	Number	%	Number	%	Number	%	Number	%
1	2	20%	0	0%	8	80%	10	100%
2	1	14%	0	0%	6	86%	7	100%
3	0	0%	0	0%	0	0%	0	0%
4	5	63%	0	0%	3	38%	8	100%
5	0	0%	0	0%	0	0%	0	0%
6	0	0%	0	0%	0	0%	0	0%
7	0	0%	0	0%	0	0%	0	0%
8	0	0%	0	0%	0	0%	0	0%
9	0	0%	0	0%	0	0%	0	0%
10	2	22%	0	0%	7	78%	9	100%
11	0	0%	0	0%	0	0%	0	0%
12	0	0%	0	0%	0	0%	0	0%
13	0	0%	0	0%	0	0%	0	0%
14	0	0%	0	0%	0	0%	0	0%
15	0	0%	0	0%	0	0%	0	0%
16	0	0%	0	0%	0	0%	0	0%
17	4	40%	0	0%	6	60%	10	100%
18	1	50%	0	0%	1	50%	2	100%
19	0	0%	0	0%	3	100%	3	100%
20	0	0%	0	0%	2	100%	2	100%
21	3	75%	0	0%	1	25%	4	100%
22	0	0%	0	0%	0	0%	0	0%
TOTAL	18	33%	0	0%	37	67%	55	100%

Key: *New Felony:* Includes revocations for a new felony offense committed while on probation supervision.
New Misdemeanor: Includes revocations for a new misdemeanor offense committed while on probation supervision.
Technical: Includes revocations for technical probation supervision violations (e.g. drug use, non-compliance).
Total Revocations: Total includes all felony, misdemeanor, and technical violations resulting in a revocation from probation.

Note: Percentages may not total 100 percent because of rounding.



**COLORADO
PROBATION:
JUVENILE INTENSIVE
SUPERVISION
PROBATION (JISP)**

COLORADO SUPREME COURT
COLORADO COURT OF APPEALS

Table 93

FY 2015
Colorado State Probation Intensive Programs
Juvenile Intensive Supervision Probation (JISP)
New Clients by Order Type

DISTRICT	Direct Sentence		Transfer from Regular Probation		Change of Venue		Interstate Transfer to Colorado		Total New Clients	
	Number	%	Number	%	Number	%	Number	%	Number	%
1	4	25%	12	75%	0	0%	0	0%	16	100%
2J	17	68%	8	32%	0	0%	0	0%	25	100%
3	0	0%	0	0%	0	0%	0	0%	0	0%
4	12	48%	13	52%	0	0%	0	0%	25	100%
5	0	0%	1	100%	0	0%	0	0%	1	100%
6	0	0%	0	0%	0	0%	0	0%	0	0%
7	0	0%	0	0%	0	0%	0	0%	0	0%
8	4	22%	14	78%	0	0%	0	0%	18	100%
9	1	25%	3	75%	0	0%	0	0%	4	100%
10	1	50%	1	50%	0	0%	0	0%	2	100%
11	0	0%	0	0%	0	0%	0	0%	0	0%
12	0	0%	0	0%	0	0%	0	0%	0	0%
13	0	0%	5	100%	0	0%	0	0%	5	100%
14	0	0%	0	0%	0	0%	0	0%	0	0%
15	0	0%	0	0%	0	0%	0	0%	0	0%
16	0	0%	3	100%	0	0%	0	0%	3	100%
17	17	37%	29	63%	0	0%	0	0%	46	100%
18	7	30%	16	70%	0	0%	0	0%	23	100%
19	0	0%	0	0%	0	0%	0	0%	0	0%
20	0	0%	0	0%	0	0%	0	0%	0	0%
21	0	0%	4	100%	0	0%	0	0%	4	100%
22	0	0%	0	0%	0	0%	0	0%	0	0%
TOTAL	63	37%	109	63%	0	0%	0	0%	172	100%

Note: Percentages may not total 100 percent because of rounding.

FY 2015
Colorado State Probation Intensive Programs
Juvenile Intensive Supervision Probation (JISP)
Successful/Unsuccessful Terminations

TYPE:	SUCCESSFUL TERMINATIONS		UNSUCCESSFUL TERMINATIONS				TOTAL TERMINATIONS	
	Successful		Revoked		Absconded			
DISTRICT	Number	%	Number	%	Number	%	Number	%
1	9	43%	11	52%	1	5%	21	100%
2J	7	17%	32	76%	3	7%	42	100%
3	0	0%	0	0%	0	0%	0	0%
4	14	50%	11	39%	3	11%	28	100%
5	0	0%	0	0%	0	0%	0	0%
6	0	0%	0	0%	0	0%	0	0%
7	0	0%	0	0%	0	0%	0	0%
8	9	50%	9	50%	0	0%	18	100%
9	1	100%	0	0%	0	0%	1	100%
10	2	67%	1	33%	0	0%	3	100%
11	0	0%	0	0%	0	0%	0	0%
12	0	0%	0	0%	0	0%	0	0%
13	4	100%	0	0%	0	0%	4	100%
14	0	0%	0	0%	0	0%	0	0%
15	0	0%	0	0%	0	0%	0	0%
16	0	0%	0	0%	0	0%	0	0%
17	20	42%	25	52%	3	6%	48	100%
18	22	46%	26	54%	0	0%	48	100%
19	0	0%	1	100%	0	0%	1	100%
20	6	100%	0	0%	0	0%	6	100%
21	2	50%	2	50%	0	0%	4	100%
22	0	0%	0	0%	0	0%	0	0%
STATE	96	43%	118	53%	10	4%	224	100%

Key: *Successful Terminations*: This column includes those probationers that have terminated from JISP and probation or transitioned to regular supervision probation.

Unsuccessful Terminations: This column includes JISP probationers who were revoked or absconded. A revocation is defined as a termination from JISP for a technical violation, new misdemeanor, or new felony offense.

Absconded refers to probationers who become fugitives and are no longer compliant with probation supervision.

Total Terminations: This table includes: successful, revocations and absconders from probation supervision. Additional types of JISP discharges are included in Table 95.

Note: Percentages may not total 100 percent because of rounding.

TABLE 95

FY 2015
Colorado State Probation Intensive Programs
Juvenile Intensive Supervision Probation (JISP)
Discharges

DISTRICT	Successful: Transfer to Regular Probation		Successful: Completed Program no longer on Probation		Absconded		Re-Sentenced to Community Corrections		Revoked		Deported		Death		Administrative Closure		Transfer to Another Specialized Program		Total Discharges		Change of Venue ¹	
	#	%	#	%	#	%	#	%	#	%	#	%	#	%	#	%	#	%	#	%	#	DISTRICT
1	8	38%	1	5%	1	5%	0	0%	11	52%	0	0%	0	0%	0	0%	0	0%	21	100%	5	1
2J	4	9%	3	7%	3	7%	0	0%	32	74%	0	0%	0	0%	0	0%	1	2%	43	100%	10	2J
3	0	0%	0	0%	0	0%	0	0%	0	0%	0	0%	0	0%	0	0%	0	0%	0	0%	0	3
4	10	34%	4	14%	3	10%	0	0%	11	38%	0	0%	0	0%	1	3%	0	0%	29	100%	0	4
5	0	0%	0	0%	0	0%	0	0%	0	0%	0	0%	0	0%	0	0%	0	0%	0	0%	0	5
6	0	0%	0	0%	0	0%	0	0%	0	0%	0	0%	0	0%	0	0%	0	0%	0	0%	0	6
7	0	0%	0	0%	0	0%	0	0%	0	0%	0	0%	0	0%	0	0%	0	0%	0	0%	0	7
8	1	6%	8	44%	0	0%	0	0%	9	50%	0	0%	0	0%	0	0%	0	0%	18	100%	0	8
9	1	100%	0	0%	0	0%	0	0%	0	0%	0	0%	0	0%	0	0%	0	0%	1	100%	0	9
10	0	0%	2	67%	0	0%	0	0%	1	33%	0	0%	0	0%	0	0%	0	0%	3	100%	0	10
11	0	0%	0	0%	0	0%	0	0%	0	0%	0	0%	0	0%	0	0%	0	0%	0	0%	0	11
12	0	0%	0	0%	0	0%	0	0%	0	0%	0	0%	0	0%	0	0%	0	0%	0	0%	0	12
13	4	100%	0	0%	0	0%	0	0%	0	0%	0	0%	0	0%	0	0%	0	0%	4	100%	0	13
14	0	0%	0	0%	0	0%	0	0%	0	0%	0	0%	0	0%	0	0%	0	0%	0	0%	0	14
15	0	0%	0	0%	0	0%	0	0%	0	0%	0	0%	0	0%	0	0%	0	0%	0	0%	0	15
16	0	0%	0	0%	0	0%	0	0%	0	0%	0	0%	0	0%	0	0%	0	0%	0	0%	0	16
17	15	31%	5	10%	3	6%	0	0%	25	52%	0	0%	0	0%	0	0%	0	0%	48	100%	3	17
18	9	19%	13	27%	0	0%	0	0%	26	54%	0	0%	0	0%	0	0%	0	0%	48	100%	9	18
19	0	0%	0	0%	0	0%	0	0%	1	100%	0	0%	0	0%	0	0%	0	0%	1	100%	0	19
20	0	0%	6	100%	0	0%	0	0%	0	0%	0	0%	0	0%	0	0%	0	0%	6	100%	0	20
21	2	50%	0	0%	0	0%	0	0%	2	50%	0	0%	0	0%	0	0%	0	0%	4	100%	0	21
22	0	0%	0	0%	0	0%	0	0%	0	0%	0	0%	0	0%	0	0%	0	0%	0	0%	0	22
TOTAL	54	24%	42	19%	10	4%	0	0%	118	52%	0	0%	0	0%	1	0%	1	0%	226	100%	27	TOTAL

¹Change of Venue: Beginning in FY 2008 change of venue cases were removed from "Total Discharges" as they are accounted for within the existing closure categories. These numbers are reported separately to track the number of change of venue cases between courts and probation.

Note: Percentages may not total 100 percent because of rounding.

FY 2015
Colorado State Probation Intensive Programs
Juvenile Intensive Supervision Probation (JISP)
Type of Revocation

DISTRICT	Revoked: New Felony		Revoked: New Misdemeanor		Revoked: Technical		Total Revocations	
	Number	%	Number	%	Number	%	Number	%
1	0	0%	0	0%	11	100%	11	100%
2J	7	22%	3	9%	22	69%	32	100%
3	0	0%	0	0%	0	0%	0	0%
4	2	18%	0	0%	9	82%	11	100%
5	0	0%	0	0%	0	0%	0	0%
6	0	0%	0	0%	0	0%	0	0%
7	0	0%	0	0%	0	0%	0	0%
8	0	0%	0	0%	9	100%	9	100%
9	0	0%	0	0%	0	0%	0	0%
10	0	0%	0	0%	1	100%	1	100%
11	0	0%	0	0%	0	0%	0	0%
12	0	0%	0	0%	0	0%	0	0%
13	0	0%	0	0%	0	0%	0	0%
14	0	0%	0	0%	0	0%	0	0%
15	0	0%	0	0%	0	0%	0	0%
16	0	0%	0	0%	0	0%	0	0%
17	5	20%	3	12%	17	68%	25	100%
18	7	27%	8	31%	11	42%	26	100%
19	0	0%	1	100%	0	0%	1	100%
20	0	0%	0	0%	0	0%	0	0%
21	2	100%	0	0%	0	0%	2	100%
22	0	0%	0	0%	0	0%	0	0%
TOTAL	23	19%	15	13%	80	68%	118	100%

Key:

- New Felony:* Includes revocations for a new felony offense committed while on probation supervision.
- New Misdemeanor:* Includes revocations for a new misdemeanor offense committed while on probation supervision.
- Technical:* Includes revocations for technical probation supervision violations (e.g. drug use, non-compliance).
- Total Revocations:* Total includes all felony, misdemeanor, and technical violations resulting in a revocation from probation.

Note: Percentages may not total 100 percent because of rounding.



COLORADO PROBATION: INTENSIVE PROGRAMS SUMMARY

COLORADO SUPREME COURT
COLORADO COURT OF APPEALS

FY 2015
Colorado State Probation Intensive Programs
Active Clients Summary on June 30, 2015

DISTRICT	Adult Intensive Supervision Probation (AISP)/Limit Setter Intensive Probation (LSIP) ¹		Sex Offender Intensive Supervision Probation (SOISP) ²		Female Offender Program (FOP)		Juvenile Intensive Supervision Probation (JISP) ³		TOTAL ACTIVE CLIENTS	
	Number	%	Number	%	Number	%	Number	%	Number	%
1	79	25%	164	52%	51	16%	21	7%	315	100%
2A ⁴	109	38%	146	51%	31	11%	0	0%	286	100%
2J ⁵	0	0%	0	0%	0	0%	29	100%	29	100%
3	2	67%	1	33%	0	0%	0	0%	3	100%
4	103	22%	302	66%	30	7%	24	5%	459	100%
5	3	10%	15	52%	10	34%	1	3%	29	100%
6	1	3%	34	94%	0	0%	1	3%	36	100%
7	1	13%	7	88%	0	0%	0	0%	8	100%
8	105	42%	124	49%	0	0%	23	9%	252	100%
9	3	14%	15	68%	2	9%	2	9%	22	100%
10	29	27%	50	47%	23	22%	4	4%	106	100%
11	2	9%	21	91%	0	0%	0	0%	23	100%
12	2	20%	7	70%	0	0%	1	10%	10	100%
13	8	14%	31	55%	12	21%	5	9%	56	100%
14	8	62%	5	38%	0	0%	0	0%	13	100%
15	0	0%	0	0%	0	0%	1	100%	1	100%
16	7	44%	8	50%	0	0%	1	6%	16	100%
17	144	44%	106	33%	38	12%	38	12%	326	100%
18	82	21%	244	62%	25	6%	41	10%	392	100%
19	69	41%	66	39%	30	18%	4	2%	169	100%
20	34	31%	41	37%	26	23%	10	9%	111	100%
21	31	29%	58	54%	16	15%	2	2%	107	100%
22	0	0%	7	100%	0	0%	0	0%	7	100%
TOTAL	822	30%	1,452	52%	294	11%	208	7%	2,776	100%

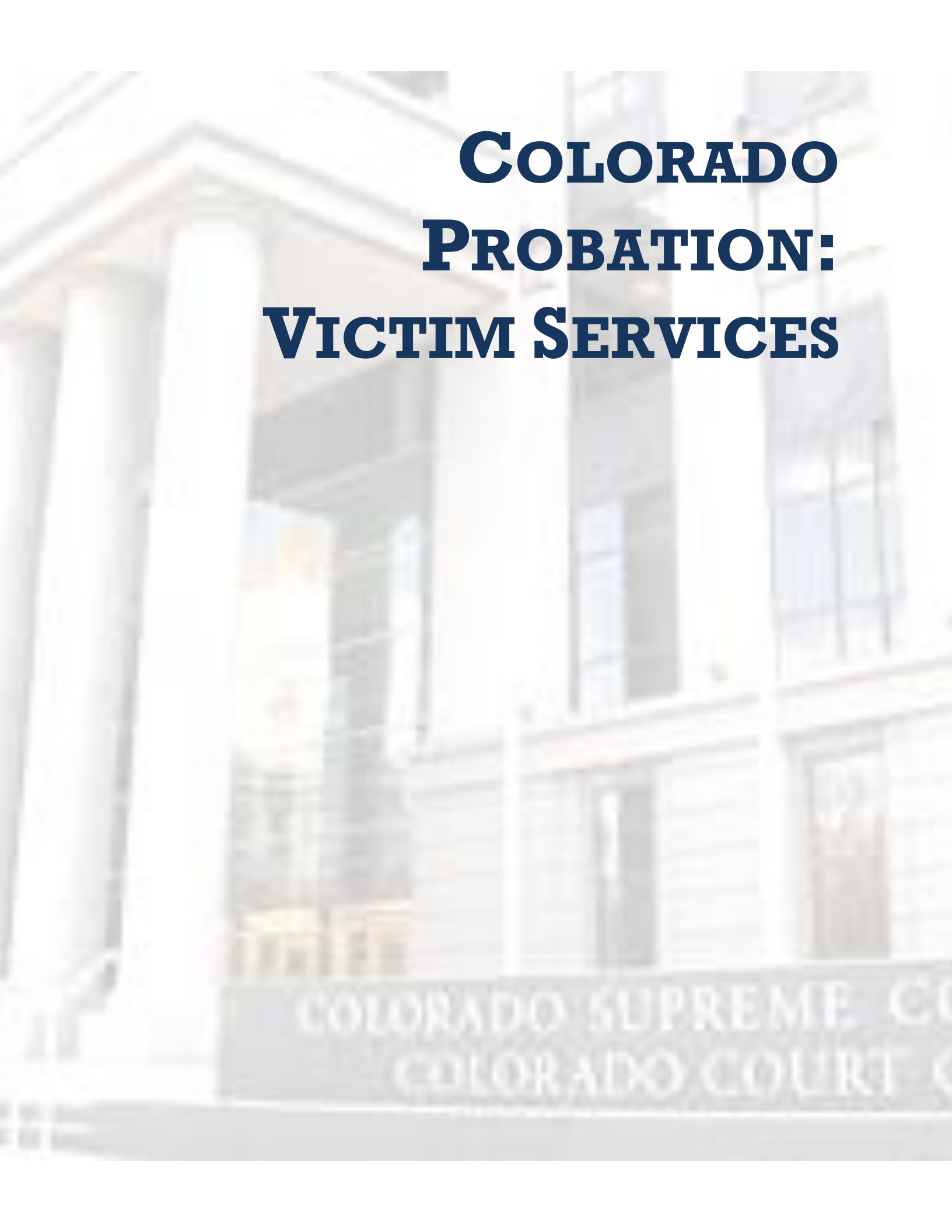
¹Adult Intensive Supervision (AISP/LSIP): FY 2015 AISP contains both AISP and Limit Setter-Intensive Probation (LSIP) clients. On October 1, 2013, LSIP replaces AISP as a sentencing option. LSIP was created as a community based supervision program designed for higher risk probationers.

²Sex Offender Intensive Supervision Probation: The Non-SOISP sex offender population is included in the Regular Adult Probation Tables.

³Juvenile Intensive Supervision Probation: This number may include sex offenders that have been sentenced to JISP.

⁴2A: Denver Adult Probation. This is the only district with just adult probationers.

⁵2J: Denver Juvenile Probation. This is the only district with just juvenile probationers.



COLORADO PROBATION: VICTIM SERVICES

COLORADO SUPREME COURT
COLORADO COURT OF APPEALS

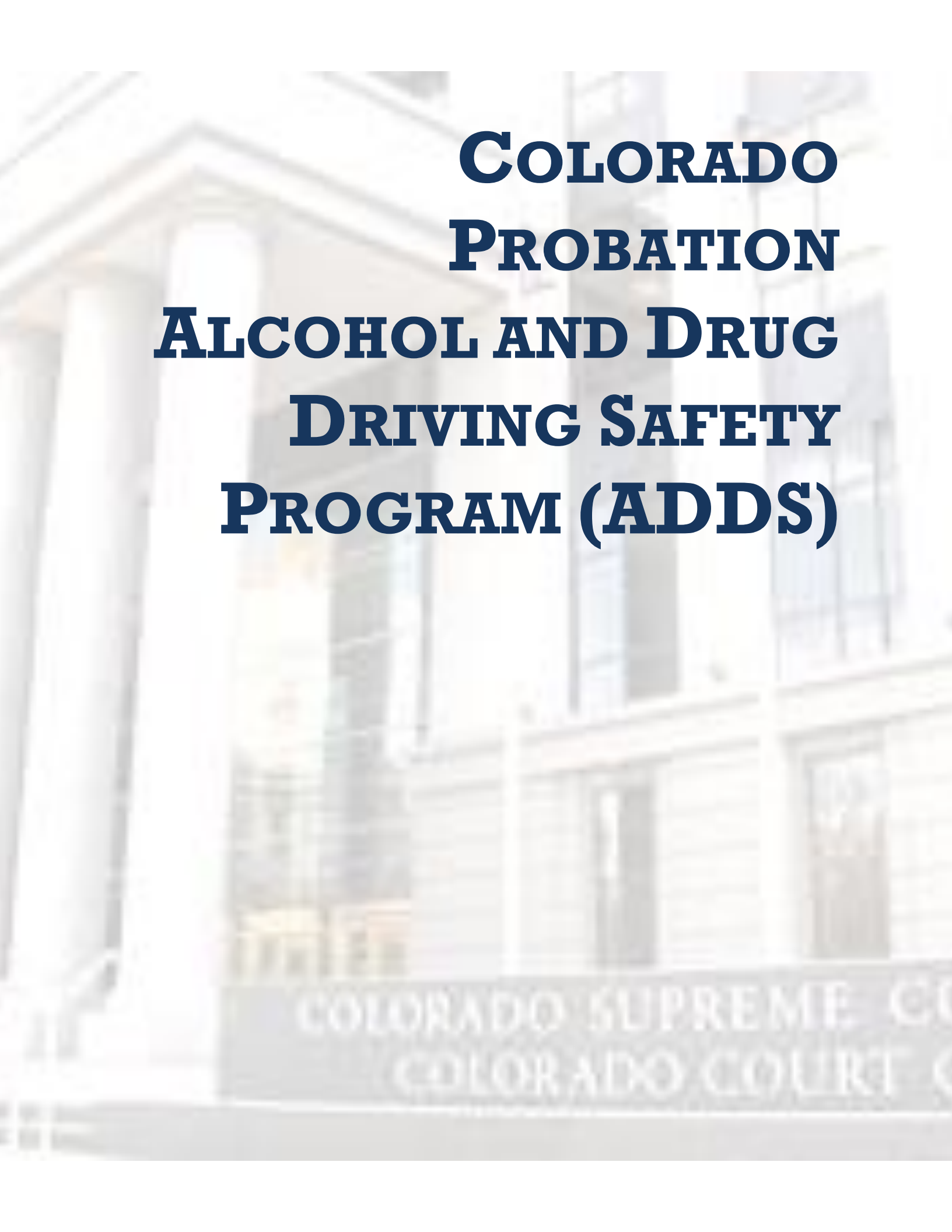
**Colorado Probation
Summary of Victim Services¹
FY 2011 to FY 2015**

	FY 2011	FY 2012	FY 2013	FY 2014	FY 2015
VICTIM SERVICES²					
Initial Notifications Sent	16,482	17,533	17,464	15,735	15,757
Notification Requests Returned	2,807	2,751	2,806	2,846	2,989
Percent of Victims Requesting Notification	17%	16%	16%	18%	19%
VICTIM NOTIFICATION OF CRITICAL PROBATION EVENTS³					
Date of Probation Termination	2,314	2,341	2,183	2,565	2,685
Early Termination Requests	453	426	370	388	413
Probation Revocation Hearing/Disposition	5,386	6,073	6,325	6,668	6,475
Modification of Probation Sentence/Supervision	874	1,171	942	691	879
Change of Venue/Transfer of Jurisdiction	565	671	618	636	544
Abscond/Warrant	2,793	2,925	2,831	2,191	1,757
Death of a Probationer	32	37	50	41	48
TOTAL NOTIFICATIONS	12,417	13,644	13,319	13,180	12,801

¹**Summary of Colorado Probation Victim Services:** Beginning in FY 2008 the information included in this chart reflects only activities that are statutorily required. In previous years additional courtesy notification events were reported; these were "Change of Probation Officer and Supervision Location" and "Hearing Other than Revocation". Prior to FY 2007 the VRA stated that probation had to notify victims of domestic violence of "any violation of probation". In the 2006 legislative session, this requirement was repealed and the following provision for notification was enacted: "concerning domestic violence cases, any conduct by the defendant that results in an increase in supervision level by the probation department". This new provision replaced the old legislation and became effective in FY 2007 and is now reported in "Modification of Probation Sentence/Supervision".

²**VICTIM SERVICES:** These notifications are done by state probation and private probation providers.

³**VICTIM NOTIFICATION OF CRITICAL PROBATION EVENTS:** These numbers include all of the statutorily (§24-4.1-303 (13.5) (a) C.R.S) required notifications of the critical stages of probation supervision. These notifications are done by state probation and private probation providers.



**COLORADO
PROBATION
ALCOHOL AND DRUG
DRIVING SAFETY
PROGRAM (ADDS)**

COLORADO SUPREME COURT
COLORADO COURT OF APPEALS

FY 2015
Colorado State Probation
Alcohol and Drug Driving Safety Program (ADDS)
New State DUI/DWAI Monitored Clients

DISTRICT	Monitoring Sentence (Alcohol Evaluation completed pre- sentence)		Monitoring Sentence (Alcohol Evaluation completed post- sentence)		Monitoring Sentence Revoked and Reinstated		Monitoring Deferred Sentence		TOTAL Monitoring	
	Number	%	Number	%	Number	%	Number	%	Number	%
1	0	0%	0	0%	1	100%	0	0%	1	100%
2 ¹	0	0%	0	0%	0	0%	0	0%	0	0%
3	8	30%	1	4%	1	4%	17	63%	27	100%
4	140	65%	3	1%	7	3%	64	30%	214	100%
5	17	4%	400	95%	3	1%	2	0%	422	100%
6	6	3%	120	68%	0	0%	50	28%	176	100%
7	70	19%	263	72%	22	6%	8	2%	363	100%
8	0	0%	0	0%	1	100%	0	0%	1	100%
9	39	10%	337	86%	9	2%	8	2%	393	100%
10	0	0%	0	0%	0	0%	0	0%	0	0%
11	0	0%	2	100%	0	0%	0	0%	2	100%
12	0	0%	0	0%	1	100%	0	0%	1	100%
13	3	25%	0	0%	1	8%	8	67%	12	100%
14	142	60%	77	33%	10	4%	7	3%	236	100%
15	0	0%	64	91%	0	0%	6	9%	70	100%
16	20	40%	2	4%	0	0%	28	56%	50	100%
17	0	0%	1	100%	0	0%	0	0%	1	100%
18	0	0%	0	0%	2	100%	0	0%	2	100%
19	1	17%	0	0%	5	83%	0	0%	6	100%
20	1	100%	0	0%	0	0%	0	0%	1	100%
21	35	9%	349	91%	0	0%	0	0%	384	100%
22	2	7%	0	0%	0	0%	26	93%	28	100%
STATE	484	20%	1,619	68%	63	3%	224	9%	2,390	100%

Note: Percentages may not total 100 percent because of rounding.

¹In the 2nd Judicial District, DUI/DWAI cases are filed in Denver County Court rather than District Court, which is not part of the State Court data system.

TABLE 100

FY 2015
Colorado State Probation
Alcohol and Drug Driving Safety Program (ADDS)
New State DUI/DWAI Monitored Clients by Gender

TYPE: DISTRICT	Female		Male		Unknown		TOTAL NEW CLIENTS	
	Number	%	Number	%	Number	%	Number	%
1	0	0%	1	100%	0	0%	1	100%
2 ¹	0	0%	0	0%	0	0%	0	0%
3	10	37%	17	63%	0	0%	27	100%
4	61	29%	153	71%	0	0%	214	100%
5	102	24%	320	76%	0	0%	422	100%
6	48	27%	127	72%	1	1%	176	100%
7	85	23%	278	77%	0	0%	363	100%
8	0	0%	1	100%	0	0%	1	100%
9	84	21%	308	78%	1	0%	393	100%
10	0	0%	0	0%	0	0%	0	0%
11	0	0%	2	100%	0	0%	2	100%
12	1	100%	0	0%	0	0%	1	100%
13	3	25%	9	75%	0	0%	12	100%
14	59	25%	177	75%	0	0%	236	100%
15	10	14%	60	86%	0	0%	70	100%
16	17	34%	33	66%	0	0%	50	100%
17	0	0%	1	100%	0	0%	1	100%
18	0	0%	2	100%	0	0%	2	100%
19	1	17%	5	83%	0	0%	6	100%
20	0	0%	1	100%	0	0%	1	100%
21	127	33%	256	67%	1	0%	384	100%
22	8	29%	20	71%	0	0%	28	100%
STATE	616	26%	1,771	74%	3	0%	2,390	100%

Note: Percentages may not total 100 percent because of rounding.

¹In the 2nd Judicial District, DUI/DWAI cases are filed in Denver County Court rather than District Court, which is not part of the State Court data system.

TABLE 101

FY 2015
Colorado State Probation
Alcohol and Drug Driving Safety Program (ADDs)
New State DUI/DWAI Monitored Clients by Ethnic Group ¹

TYPE: DISTRICT	Caucasian		African American		Asian		Hispanic		Native American		Other		TOTAL NEW CLIENTS	
	Number	%	Number	%	Number	%	Number	%	Number	%	Number	%	Number	%
1	1	100%	0	0%	0	0%	0	0%	0	0%	0	0%	1	100%
2 ²	0	0%	0	0%	0	0%	0	0%	0	0%	0	0%	0	0%
3	22	81%	0	0%	0	0%	5	19%	0	0%	0	0%	27	100%
4	143	67%	28	13%	2	1%	33	15%	2	1%	6	3%	214	100%
5	396	94%	0	0%	1	0%	23	5%	0	0%	2	0%	422	100%
6	143	81%	4	2%	1	1%	14	8%	11	6%	3	2%	176	100%
7	323	89%	2	1%	0	0%	33	9%	0	0%	5	1%	363	100%
8	1	100%	0	0%	0	0%	0	0%	0	0%	0	0%	1	100%
9	359	91%	4	1%	1	0%	24	6%	3	1%	2	1%	393	100%
10	0	0%	0	0%	0	0%	0	0%	0	0%	0	0%	0	0%
11	2	100%	0	0%	0	0%	0	0%	0	0%	0	0%	2	100%
12	0	0%	0	0%	0	0%	1	100%	0	0%	0	0%	1	100%
13	11	92%	1	8%	0	0%	0	0%	0	0%	0	0%	12	100%
14	217	92%	4	2%	0	0%	10	4%	0	0%	5	2%	236	100%
15	60	86%	2	3%	0	0%	6	9%	1	1%	1	1%	70	100%
16	37	74%	1	2%	0	0%	12	24%	0	0%	0	0%	50	100%
17	1	100%	0	0%	0	0%	0	0%	0	0%	0	0%	1	100%
18	1	50%	1	50%	0	0%	0	0%	0	0%	0	0%	2	100%
19	5	83%	0	0%	0	0%	1	17%	0	0%	0	0%	6	100%
20	1	100%	0	0%	0	0%	0	0%	0	0%	0	0%	1	100%
21	341	89%	4	1%	0	0%	35	9%	0	0%	4	1%	384	100%
22	13	46%	1	0%	0	0%	5	18%	9	32%	0	0%	28	100%
STATE	2,077	87%	52	2%	5	0%	202	8%	26	1%	28	1%	2,390	100%

¹ Ethnic Group: This information is entered by court staff from information provided in the summons, affidavit, arrest report or complaint filed with the court.

Note: Percentages may not total 100 percent because of rounding.

²In the 2nd Judicial District, DUI/DWAI cases are filed in Denver County Court rather than District Court, which is not part of the State Court data system.

TABLE 102

FY 2015
Colorado State Probation
Alcohol and Drug Driving Safety Program (ADDS)
New State DUI/DWAI Monitored Clients by Age

TYPE: DISTRICT	0-17 Years		18-20 Years		21-24 Years		25-32 Years		33-39 Years		40 and above		Unknown		TOTAL NEW CLIENTS	
	Number	%	Number	%	Number	%	Number	%	Number	%	Number	%	Number	%	Number	%
1	0	0%	0	0%	0	0%	0	0%	1	100%	0	0%	0	0%	1	100%
2 ¹	0	0%	0	0%	0	0%	0	0%	0	0%	0	0%	0	0%	0	0%
3	0	0%	3	11%	4	15%	7	26%	2	7%	11	41%	0	0%	27	100%
4	0	0%	16	7%	52	24%	72	34%	31	14%	43	20%	0	0%	214	100%
5	1	0%	18	4%	87	21%	161	38%	59	14%	96	23%	0	0%	422	100%
6	0	0%	18	10%	49	28%	46	26%	25	14%	38	22%	0	0%	176	100%
7	3	1%	29	8%	71	20%	96	26%	44	12%	118	33%	2	1%	363	100%
8	0	0%	0	0%	0	0%	1	100%	0	0%	0	0%	0	0%	1	100%
9	2	1%	29	7%	95	24%	94	24%	59	15%	114	29%	0	0%	393	100%
10	0	0%	0	0%	0	0%	0	0%	0	0%	0	0%	0	0%	0	0%
11	0	0%	0	0%	0	0%	1	50%	0	0%	1	50%	0	0%	2	100%
12	0	0%	0	0%	0	0%	0	0%	0	0%	1	100%	0	0%	1	100%
13	1	8%	3	25%	1	8%	2	17%	2	17%	3	25%	0	0%	12	100%
14	1	0%	14	6%	53	22%	67	28%	39	17%	62	26%	0	0%	236	100%
15	0	0%	9	13%	18	26%	21	30%	7	10%	15	21%	0	0%	70	100%
16	1	2%	11	22%	12	24%	9	18%	7	14%	10	20%	0	0%	50	100%
17	0	0%	0	0%	0	0%	0	0%	1	100%	0	0%	0	0%	1	100%
18	0	0%	0	0%	0	0%	0	0%	1	50%	1	50%	0	0%	2	100%
19	0	0%	0	0%	0	0%	3	50%	1	17%	2	33%	0	0%	6	100%
20	0	0%	0	0%	1	100%	0	0%	0	0%	0	50%	0	0%	1	100%
21	2	1%	46	12%	102	27%	98	26%	48	13%	88	23%	0	0%	384	100%
22	0	0%	2	7%	8	29%	8	0%	1	4%	9	32%	0	0%	28	100%
STATE	11	0%	198	8%	553	23%	686	29%	328	14%	612	26%	2	0%	2,390	100%

Note: Percentages may not total 100 percent because of rounding.

¹In the 2nd Judicial District, DUI/DWAI cases are filed in Denver County Court rather than District Court, which is not part of the State Court data system.

FY 2015
Colorado State Probation
Alcohol and Drug Driving Safety Program (ADDS)
State DUI/DWAI Monitored Clients
Successful/Unsuccessful Terminations

TYPE:	SUCCESSFUL TERMINATIONS		UNSUCCESSFUL TERMINATIONS				TOTAL TERMINATIONS	
	Successful		Revocation		Absconded			
DISTRICT	Number	%	Number	%	Number	%	Number	%
1	0	0%	0	0%	0	0%	0	0%
2 ¹	0	0%	0	0%	0	0%	0	0%
3	10	91%	0	0%	1	9%	11	100%
4	124	86%	20	14%	1	1%	145	100%
5	323	88%	4	1%	40	11%	367	100%
6	135	87%	7	4%	14	9%	156	100%
7	301	79%	22	6%	56	15%	379	100%
8	0	0%	0	0%	0	0%	0	0%
9	423	89%	6	1%	44	9%	473	100%
10	0	0%	0	0%	0	0%	0	0%
11	0	0%	0	0%	0	0%	0	0%
12	0	0%	0	0%	0	0%	0	0%
13	21	95%	1	5%	0	0%	22	100%
14	188	91%	2	1%	16	8%	206	100%
15	46	78%	2	3%	11	19%	59	100%
16	34	81%	0	0%	8	19%	42	100%
17	1	50%	1	50%	0	0%	2	100%
18	0	0%	0	0%	0	0%	0	0%
19	470	87%	24	4%	47	9%	541	100%
20	0	0%	1	100%	0	0%	1	100%
21	317	87%	0	0%	47	13%	364	100%
22	9	75%	0	0%	3	25%	12	100%
STATE	2,402	86%	90	3%	288	10%	2,780	100%

Key: *Successful Terminations*: This column is exclusively state successful terminations.

Unsuccessful Terminations: This column includes those probationers who were revoked or absconded. A revocation is defined as a termination from probation supervision for a technical violation, new misdemeanor, or new felony offense. A revocation to Community Corrections is NOT included in this section because these offenders are still under the supervision and jurisdiction of probation. Absconded refers to probationers who became fugitives and are no longer compliant with probation supervision.

Total Terminations: This table includes: successful, revocations and absconder terminations from probation supervision. Additional types of closures are included in Table 104.

Note: Percentages may not total 100 percent because of rounding.

¹In the 2nd Judicial District, DUI/DWAI cases are filed in Denver County Court rather than District Court, which is not part of the State Court data system.

FY 2015
Colorado State Probation
Alcohol and Drug Driving Safety Program (ADDs)
State DUI/DWAI Monitored Clients Closure Types

TYPE: DISTRICT	Successful		Revocation		Absconded		Deported		Death		Administrative Closure		TOTAL CLOSURES	
	Number	%	Number	%	Number	%	Number	%	Number	%	Number	%	Number	%
1	0	0%	0	0%	0	0%	0	0%	0	0%	0	0%	0	0%
2 ¹	0	0%	0	0%	0	0%	0	0%	0	0%	0	0%	0	0%
3	10	83%	0	0%	1	8%	0	0%	1	8%	0	0%	12	100%
4	124	86%	20	14%	1	1%	0	0%	0	0%	0	0%	145	100%
5	323	87%	4	1%	40	11%	3	1%	0	0%	0	0%	370	100%
6	135	85%	7	4%	14	9%	0	0%	1	1%	1	1%	158	100%
7	301	78%	22	6%	56	15%	3	1%	1	0%	2	1%	385	100%
8	0	0%	0	0%	0	0%	0	0%	0	0%	0	0%	0	0%
9	423	89%	6	1%	44	9%	0	0%	2	0%	0	0%	475	100%
10	0	0%	0	0%	0	0%	0	0%	0	0%	0	0%	0	0%
11	0	0%	0	0%	0	0%	0	0%	0	0%	2	100%	2	100%
12	0	0%	0	0%	0	0%	0	0%	0	0%	0	0%	0	0%
13	21	88%	1	4%	0	0%	0	0%	0	0%	2	8%	24	100%
14	188	90%	2	1%	16	8%	0	0%	1	0%	3	1%	210	100%
15	46	77%	2	3%	11	18%	0	0%	0	0%	1	2%	60	100%
16	34	81%	0	0%	8	19%	0	0%	0	0%	0	0%	42	100%
17	1	50%	1	50%	0	0%	0	0%	0	0%	0	0%	2	100%
18	0	0%	0	0%	0	0%	0	0%	0	0%	0	0%	0	0%
19	470	87%	24	4%	47	9%	0	0%	0	0%	1	0%	542	100%
20	0	0%	1	100%	0	0%	0	0%	0	0%	0	0%	1	100%
21	317	87%	0	0%	47	13%	0	0%	1	0%	1	0%	366	100%
22	9	75%	0	0%	3	25%	0	0%	0	0%	0	0%	12	100%
STATE	2,402	86%	90	3%	288	10%	6	0%	7	0%	13	0%	2,806	100%

Note: Percentages may not total 100 percent because of rounding.

¹In the 2nd Judicial District, DUI/DWAI cases are filed in Denver County Court rather than District Court, which is not part of the State Court data system.

FY 2015
Colorado State Adult Probation
Alcohol and Drug Driving Safety Program (ADDs)
State DUI/DWAI Monitored Clients
Type of Revocation

TYPE: DISTRICT	New Felony		New Misdemeanor		Technical		TOTAL REVOCATIONS	
	Number	%	Number	%	Number	%	Number	%
1	0	0%	0	0%	0	0%	0	0%
2 ¹	0	0%	0	0%	0	0%	0	0%
3	0	0%	0	0%	0	0%	0	0%
4	0	0%	0	0%	20	100%	20	100%
5	0	0%	4	100%	0	0%	4	100%
6	0	0%	0	0%	7	100%	7	100%
7	0	0%	0	0%	22	100%	22	100%
8	0	0%	0	0%	0	0%	0	0%
9	0	0%	1	17%	5	83%	6	100%
10	0	0%	0	0%	0	0%	0	0%
11	0	0%	0	0%	0	0%	0	0%
12	0	0%	0	0%	0	0%	0	0%
13	0	0%	1	100%	0	0%	1	100%
14	0	0%	0	0%	2	100%	2	100%
15	0	0%	0	0%	2	100%	2	100%
16	0	0%	0	0%	0	0%	0	0%
17	0	0%	0	0%	1	100%	1	100%
18	0	0%	0	0%	0	0%	0	0%
19	5	21%	8	33%	11	46%	24	100%
20	0	0%	0	0%	1	100%	1	100%
21	0	0%	0	0%	0	0%	0	0%
22	0	0%	0	0%	0	0%	0	0%
STATE	5	6%	14	16%	71	79%	90	100%

Key:

- New Felony:* Includes revocations for a new felony offense committed while on monitoring.
- New Misdemeanor:* Includes revocations for a new misdemeanor offense committed while on monitoring.
- Technical:* Includes revocations for technical violations (e.g. failure to complete treatment, failure to complete community service).
- Total Revocations:* Total includes all felony, misdemeanor, and technical violations resulting in a revocation from monitoring.

Note: Percentages may not total 100 percent because of rounding.

¹In the 2nd Judicial District, DUI/DWAI cases are filed in Denver County Court rather than District Court, which is not part of the State Court data system.

FY 2015
Colorado State Probation
Alcohol and Drug Driving Safety Program (ADDS)
State DUI/DWAI Monitored Clients
Length of Stay

TYPE:	0-6 months		7-12 months		13-18 months		19-24 months		25-48 months		49+ months		TOTAL CLOSURES	
DISTRICT	Number	%	Number	%	Number	%	Number	%	Number	%	Number	%	Number	%
1	0	0%	0	0%	0	0%	0	0%	0	0%	0	0%	0	0%
2 ¹	0	0%	0	0%	0	0%	0	0%	0	0%	0	0%	0	0%
3	2	17%	7	58%	1	8%	2	17%	0	0%	0	0%	12	100%
4	114	79%	20	14%	8	6%	1	1%	1	1%	1	1%	145	100%
5	104	28%	141	38%	69	19%	37	10%	18	5%	1	0%	370	100%
6	6	4%	102	65%	37	23%	5	3%	4	3%	4	3%	158	100%
7	43	11%	168	44%	43	11%	89	23%	41	11%	1	0%	385	100%
8	0	0%	0	0%	0	0%	0	0%	0	0%	0	0%	0	0%
9	94	20%	172	36%	114	24%	40	8%	50	11%	5	1%	475	100%
10	0	0%	0	0%	0	0%	0	0%	0	0%	0	0%	0	0%
11	2	100%	0	0%	0	0%	0	0%	0	0%	0	0%	2	100%
12	0	0%	0	0%	0	0%	0	0%	0	0%	0	0%	0	0%
13	2	8%	0	0%	5	21%	8	33%	7	29%	2	8%	24	100%
14	22	10%	80	38%	41	20%	28	13%	34	16%	5	2%	210	100%
15	7	12%	20	33%	17	28%	8	13%	8	13%	0	0%	60	100%
16	18	43%	12	29%	11	26%	1	2%	0	0%	0	0%	42	100%
17	1	50%	0	0%	0	0%	0	0%	1	50%	0	0%	2	100%
18	0	0%	0	0%	0	0%	0	0%	0	0%	0	0%	0	0%
19	2	0%	9	2%	208	38%	244	45%	68	13%	11	2%	542	100%
20	1	100%	0	0%	0	0%	0	0%	0	0%	0	0%	1	100%
21	38	10%	102	28%	95	26%	65	18%	60	16%	6	2%	366	100%
22	9	75%	2	17%	1	8%	0	0%	0	0%	0	0%	12	100%
STATE	465	17%	835	30%	650	23%	528	19%	292	10%	36	1%	2,806	100%

Note: Percentages may not total 100 percent because of rounding.

¹In the 2nd Judicial District, DUI/DWAI cases are filed in Denver County Court rather than District Court, which is not part of the State Court data system.

FY 2015
Colorado State Probation
Alcohol and Drug Driving Safety Program (ADDs)
Total Active DUI/DWAI Monitored Clients on June 30, 2015

DISTRICT	NUMBER
1	8
2 ¹	0
3	36
4	564
5	437
6	235
7	433
8	78
9	589
10	30
11	16
12	0
13	21
14	397
15	155
16	76
17	0
18	0
19	226
20	5
21	665
22	26
TOTAL STATE	3,997

¹In the 2nd Judicial District, DUI/DWAI cases are filed in Denver County Court rather than District Court, which is not part of the State Court data system.



SECTION IX: GLOSSARY OF TERMS

COLORADO SUPREME COURT
COLORADO COURT OF APPEALS

Probation Glossary

Absconder:	Refers to probationers who become fugitives and are no longer compliant with probation supervision.
Adjudication:	Refers to a juvenile case indicating that the charges have been proven or the juvenile has pled guilty to committing a delinquent act. The equivalent for adult offenders is “conviction.”
Administrative Investigations:	A supplemental report to a Pre- Sentence Investigation Report addressing additional cases.
Administrative Closure:	Indicates a case that has been terminated from supervision in the jurisdiction indicated for miscellaneous reasons such as, “in custody in another jurisdiction.”
Administrative Client Risk Level:	An assigned supervision level indicating lower supervision need by probation because of other more intensive “supervision” being provided elsewhere (such as jail or an inpatient treatment facility) or minimal conditions of the sentence remain and more intensive supervision is no longer necessary.
Change of Venue:	Occurs when a delinquent juvenile has been transferred from one Colorado judicial district, where the offense occurred, to another one where the juvenile will receive supervision. Change of Venue typically occurs because the juvenile resides in a jurisdiction other than where the offense took place.
Client Risk Level:	Probationers are classified using a risk assessment instrument. The instruments used for adults are the LSI (Level of Supervision Inventory), and the VASOR/SOTIPS assessment instrument. The juvenile instrument is the CJRA (Colorado Juvenile Risk Assessment). These instruments determine the level of supervision for an offender (e.g. Maximum, Medium, and Minimum).
Courtesy Closure:	A case that has closed in the supervising jurisdiction and returned to the originating or sentencing district.
Courtesy Supervision:	Occurs when an adult offender has received a probation sentence in one Colorado judicial district but will be supervised

by the probation department in another Colorado judicial district because they reside in that jurisdiction.

- Community Corrections:** A community-based sentence that is more restricted than probation supervision but less restrictive than a secure facility. A community corrections sentence typically includes both a residential and non-residential component with supervision from a case manager. Because probation maintains jurisdiction over offenders sentenced to community corrections, they are also monitored by a probation officer.
- Deferred Judgment and Sentence/Adjudication** Refers to a case status in which the offender, (adult or juvenile) has entered a plea of guilty and, through an agreement with the district attorney and consent of the court, the case is continued for a set period of time. The offender is usually supervised by probation and upon successful completion of the deferred judgment the case is dismissed.
- Direct File:** A case filed by a District Attorney in which a juvenile is prosecuted as an adult.
- Intake:** The initial process for setting up the supervision of probationers in the absence of a pre-sentence investigation. The intake process typically entails a review of the Terms and Conditions of the probation sentence, an assessment of risk and needs, and initial referral for services.
- Interstate:** Refers to offenders who have committed crimes in a state other than where they reside. These offenders apply to have their supervision transferred to their state of residence and are screened by the Interstate Compact Office prior to acceptance of supervision.
- Investigations:** An investigative process conducted by probation officers prior to sentencing on a criminal offense. The information (e.g. risk for re-offense, service needs, criminal, social, education and substance abuse history, impact of the offense on victim(s) etc.) gathered during a pre-sentence investigation is used to inform sentencing decisions and supervision strategies.
- Length of Stay:** The period of time an offender is on probation supervision.
- Monitoring:** DUI/DWAI offenders who, as a part of their sentence, are required to have their compliance with court orders monitored by the probation department.
- Revoked:** The withdrawal of a probation sentence due to a new misdemeanor or felony offense or a technical violation of the Terms and Conditions of the probation sentence. Following a

revocation of probation, the offender is re-sentenced by the court.

- Success:** Successful terminations represent those offenders who meet their Terms and Conditions of their probation sentence and the length of their sentence has expired.
- Technical Violation:** Occurs when a probationer has been non-compliant for reasons other than a new crime with the Term(s) and Condition(s) of the probation sentence (e.g. drug use, missed appointments etc).
- Transfer Hearing:** A judicial proceeding in which the court makes a determination after a hearing to prosecute a juvenile as an adult.

Supreme Court Glossary of Terms

Civil Appeal-A written request to modify or reverse the judgment of a trial court or intermediate level appellate court in a civil case.

Criminal Appeal-A request to modify or reverse the judgment of a trial court or intermediate level appellate court in a criminal case.

Habeas Corpus-(Habeas corpus ad subjiciendum) “An independent civil action to determine not the guilt or innocence of the person held in custody, but whether the custody is unlawful. Common grounds for relief under the writ include a conviction based on illegally obtained evidence, a denial of effective assistance of counsel, or a conviction by a jury that was improperly selected and impaneled. Use of the writ is not limited to criminal matters. It is also available in civil matters, as, for example, to challenge a person's custody of a child or the institutionalization of a person declared incompetent.”

Interlocutories-An interlocutory appeal is one which is not determinable of the controversy, but which is necessary for a suitable adjudication of the merits. Colorado Appellate Rule 4.1 governs interlocutory appeals in criminal cases and provides that the state may file an interlocutory appeal in the Supreme Court from a district court ruling granting a motion in advance of the trial by the defendant for the return of property and to suppress evidence or to suppress an extra-judicial confession or admission. This is only one example of an interlocutory appeal.

Interrogatories-Pursuant to Article VI, section 3 of the state Constitution, the Court may be required to answer “important questions upon solemn occasions” propounded by the Governor, the Senate, or the House of Representatives. These questions are called “interrogatories.”

Judicial Discipline or Disability-Judges who are alleged to have engaged in misconduct or to be suffering from a disability which is or is likely to become of a permanent character may be subject to judicial discipline. The Colorado Commission on Judicial Discipline investigates such allegations and, if it concludes that the judge has engaged in misconduct or is disabled, it may recommend to the Supreme Court a range of sanctions, including removal of the judge from office, retirement of the judge for a disability, reprimand or censure of the judge, or assessment of costs against the judge.

Original Proceedings-Colorado Rules of Civil Procedure 21 provides the Colorado Supreme Court with discretion to exercise original jurisdiction in extraordinary circumstances where no other remedy is available. Original proceedings are used to test whether the trial court is proceeding without jurisdiction or in excess of its jurisdiction and to review a serious abuse of discretion when an appellate remedy would be inadequate. The remedy in an original proceeding takes the form of a special mandate from the Supreme Court addressed to an individual, official body, or lower court and may be used to restrain or compel the acts of a trial court. The Court issues a “rule to show cause” why the relief requested in the petition should not be granted. After considering the written briefs, the Supreme Court either makes the rule absolute (grants the relief requested) or discharges the rule (denies the relief requested).

Petitions in Certiorari-A writ of common law origin issued by a superior to an inferior court requiring the latter to produce a certified record of a particular case tried therein. The writ is generally issued so that the issuing court may inspect the proceedings and determine whether there have been any irregularities. Like the United States Supreme Court, the Colorado Supreme

Supreme Court Glossary of Terms

Court uses the writ as a discretionary device to choose which cases it wishes to hear. Colorado Appellate Rules 49-58 govern writs of certiorari.

Reapportionment-Article 5, section 48 of the state Constitution provides that after the decennial federal census, the senatorial districts and representative districts shall be established, revised, or altered, and the members of the senate and the house of representatives apportioned among them, by a Colorado reapportionment commission. The commission must publish a preliminary plan for reapportionment of the members of the general assembly and shall hold public hearings thereon. After the completion of such hearings, the commission must finalize its plan and submit the same to the Colorado Supreme Court for review and determination as to whether the plan meets constitutional standards. The Supreme Court must either approve the plan or return the plan and the court's reasons for disapproval to the commission. If the plan is returned, the commission shall revise and modify it to conform to the court's requirements and resubmit the plan to the court. If the plan is approved by the court, it shall be filed with the secretary of state for implementation.

Request for Stay Pending Appeal-A stay is a suspension of the case or some designated proceedings within it. Colorado Appellate Rule 8 governs stays pending appeal.

Rule 21.1-This rule of appellate procedure governs certification of questions of law to the Colorado Supreme Court by the United States Supreme Court, federal courts of appeals, federal district courts, and the federal Court of Claims. Under the rule, a certifying court may request that the Colorado Supreme Court answer a question of law if there is involved in any proceeding before the certifying court a question of state law which may be determinative of the cause pending and to which it appears that there is no controlling precedent in the Colorado Supreme Court's decisions.

Special Concurrences-An opinion in which a justice expresses agreement with the particular result in a given case while objecting to a line of reasoning. The special concurrence may relate to the majority opinion in its entirety or to the result only.

Statutory Reviews-Section 1-40-107, C.R.S., provides a mechanism by which registered electors who meet certain criteria and who believe that a ballot title contains multiple subjects may petition the Supreme Court to review the title board's action or decision.

Unauthorized Practice-The practice of law by one who is not licensed as an attorney in Colorado. The Supreme Court has the exclusive jurisdiction to define the practice of law and to prohibit the unauthorized practice of law within the state (see C.R.C.P. 229 through 240.1).

Trial Courts Glossary of Terms

Abatement of action-A suit, which has been quashed and ended.

Accord-A method of discharging a claim upon agreement by the parties to give and accept something in settlement of the claim.

Acquittal-The verdict of not guilty for a defendant in a criminal case.

Actual malice-To win a defamation suit, public officials or prominent people, such as political candidates or movie stars, must prove that the offender made a false statement with actual malice. This means the statement was made with knowledge that it was false or with serious doubts about whether it was true.

Addendum-An add-on to something. For example, on a court document, if changes need to be made or information added, a new document can be written up, signed, and filed as an addendum to the original document.

Administrator-An individual appointed by the court to manage the estate of a person who died without leaving a valid will.

Administrative Support Order-Cases in which the delegate child support unit (typically the department of social.

Adversary system-The system of trial practice in which each of the opposing parties has full opportunity to present and establish his/her contention before the court.

Advisement-The consultation of the court.

Affidavit-A written or printed statement of facts, made voluntarily, and confirmed by the oath or affirmation of the party making it, taken before a person having authority to administer such oath or affirmation by law.

Agent-A person who has received the power to act on behalf of another, bind that other person as if he or she were himself or herself making the decisions.

In Probate: An attorney in fact under a durable or non-durable power of attorney, an individual authorized to make decisions for another under the "Colorado Patient Autonomy Act".

Aggravated damages-Special and highly exceptional damages awarded by a court where the circumstances of the conduct have been particularly humiliating or malicious towards the Plaintiff/victim.

Alimony-Also called maintenance or spousal support in a divorce or separation. Money paid by one spouse to the other in order to provide financial support after a divorce or legal separation.

Allegation-The assertion, claim, declaration, or statement of a party to an action, made in a pleading, setting out what he/she expects to prove.

Trial Courts Glossary of Terms

Allocation of parental responsibilities-Commonly known as "custody". In divorce, legal separation, or custody actions regarding children, the Court will allocate parental rights and responsibilities for the care of the children.

Alternative Dispute Resolution (ADR)-Methods for resolving problems without going to court.

Ancillary Proceedings-A type of probate filing in which a probate case had been opened in another state but the decedent had property in the state of Colorado.

Annulment-To make void or null; abolish; cancel; invalidate a marriage. The legal term is "Declaration of Invalidity of Marriage".

Answer-The pleading in a civil suit by which the defendant admits, denies or otherwise controverts the sufficiency of the allegations of facts set forth in the plaintiff's petition. It also contains defenses the defendant may have to the plaintiff's allegations.

Appeal-A request by the losing party in a lawsuit for a higher court to review a lower court decision.

Appearance-When you physically appear or show up in Court.

Appellant-The party who appeals a trial court decision that he/she/it has lost.

Appellee-In some jurisdictions the name used for the party who has won at the trial court level, but the loser (appellant) has appealed the decision to a higher court. Thus the **appellee** has to file a response to the legal brief filed by the appellant. In many jurisdictions the appellee is called the "respondent."

Applicant-A person who files an Application for Informal Appointment of a Personal Representative.

Application-A written request to the registrar for an order of informal probate or appointment under informal probate and appointment proceedings.

Appurtenance-Something that, although detached, stands as part of another thing. An attachment or appendage to something else. Used often in real estate context where an "appurtenance" may be, for example, a right of way over water – although physically detached, is part of the legal rights of the owner of another property.

Arbitration-The referral of a dispute to an impartial third person chosen by the parties to the dispute. The parties agree in advance to abide by the arbitrator's decision following a hearing at which both parties have an opportunity to be heard. Sometimes three persons sit as an arbitration panel.

Arrears-A debt that is not paid on the due date adds up and accumulates as "arrears."

Assignment-The transfer of legal rights, such as the time left on a lease, from one person to another.

Trial Courts Glossary of Terms

Assumption of risk-A defense raised in personal injury lawsuits. Asserts that the plaintiff knew that a particular activity was dangerous and thus bears all responsibility for any injury that resulted.

Attachment-An additional or supplementary remedy that allows the plaintiff to place a lien on property belonging to the defendant to make sure there will be means of satisfying (paying) a judgment that may be entered in a civil case.

Bad faith-Intent to deceive. Dishonesty or fraud in a transaction, such as entering into an agreement with no intention of ever living up to its terms or knowingly misrepresenting the quality of something that is being bought or sold.

Bailiff-Court employee whose duty is to keep order in the courtroom.

Bankruptcy-A process governed by federal law to help when people cannot or will not pay their debts.

Bench warrant-An order issued by a judge for the arrest of a person.

Bigamy-A person who enters into a marriage with one person while still legally married to another.

Bill of particulars-A written statement specifying the details of the demand set forth in the petition in a civil action.

Binder-An outline of the basic terms of a proposed sales contract between a buyer and a seller.

Bond-Money or property given to the court to hold a hearing date or to get someone out of jail.

Breach of contract-The failure to do what one promised to do under a contract. Proving a breach of contract is a prerequisite of any suit for damages based on the contract.

Breach of trust-Any act or omission on the part of the trustee, which is inconsistent with the terms of the trust agreement; or the law of trusts. A prime example is the redirecting of trust property from the trust to the trustee, personally.

Breach of warranty- A civil case in which a plaintiff claims that a product does not perform as represented.

Brief-A written statement by counsel summarizing the facts of a case, the pertinent laws, and arguments of how the law applies to the facts supporting the lawyer's position.

Burden of proof-In civil cases, the plaintiff must prove her/his case with a "preponderance of evidence."

Trial Courts Glossary of Terms

Buy-Sell agreement-An agreement among business partners that specifies how shares in the business are to be transferred in the case of a co-owner's death.

C.A.R.-Abbreviation for "Colorado Appellate Rules".

C.R.S. - C.R.C.C.P.: Abbreviation for Colorado Rules of County Civil Procedure.

C.R.S.- C.R.C.P. Abbreviation for Colorado Rules of Civil Procedure.

C.R.S.-Abbreviation for "Colorado Revised Statutes".

Capacity-A legal qualification, such as legal age, that determines one's ability to sue or be sued, to enter into a binding contract, etc.; or the mental ability to understand the nature and effect of one's acts.

Case law-Law based on previous verdicts and written judicial decisions.

Case management order-An order by the court that outlines the steps the parties must follow for their case to continue.

Cease and desist order-An order of an administrative agency or court prohibiting a person or business from continuing a particular course of conduct.

Certificate of Service-An area on a court form, usually at the end of the form, where you tell the court how and when you provided a copy of the court form to the other person in the case, before or directly after you gave the form to the court.

Certified copies-A copy obtained from the court that is certified by the clerk to be an authentic copy of the court record.

Change of venue-When a court case is moved from one location to another, usually because of a question of fairness.

Chapter 13 bankruptcy-A type of bankruptcy in which a person keeps his assets and pays creditors according to an approved plan.

Chapter 7 bankruptcy-A type of bankruptcy in which a person's assets are liquidated (collected and sold) and the proceeds are distributed to the creditors.

Character evidence-Proof or testimony given about another person's moral standing, general character, and reputation.

Charging lien-Entitles a lawyer who has sued someone on a client's behalf the right to be paid from the proceeds of the lawsuit, if there are any, before the client receives those proceeds.

Charter-A city's organic law, which means the law concerning a city issue will trump a state law governing the same issue.

Trial Courts Glossary of Terms

Chattel-Moveable or transferable property; especially personal property.

Child and Family Investigator (CFI)-A court-appointed expert that investigates and writes a report to the Judge as to the children's best interests in a controversial divorce or custody case.

Child support-Money paid by a parent to the person with custody of the child(ren) to help meet the financial needs of their child(ren).

Child Support Enforcement (CSE)-A government agency that assists in collecting current and past-due child support. CSE also helps in establishing new support orders and paternity.

Circumstantial evidence-Evidence that implies something occurred but does not directly prove it.

Citation-An order to appear in court at a certain place and time. Issuance of a citation is not an arrest.

Civil action-A non-criminal proceeding designed to resolve disputes between individuals and/or businesses.

Civil Protection Orders: (Prior to 7/1/03, known as Restraining Orders). District and county courts have original concurrent jurisdiction to issue temporary or permanent civil Protection orders for any of the following purposes: 1) to prevent assaults and threatened bodily harm; 2) to prevent domestic abuse; 3) to prevent emotional abuse of the elderly; and 4) to prevent stalking (See 13-14-102 C.R.S. and 13-1-136 C.R.S. and C.R.C.C.P. Rule 365).

Civil Union-Civil union" means a relationship established by two eligible persons that entitles them to receive the benefits and protections and be subject to the responsibilities of spouses. C.R.S. 14-15-103

Claim-To demand or assert as a right. Facts that combine to give rise to a legally enforceable right or judicial action. Demand for relief. A claim is something that one party owes another. Someone may make a legal claim for money, or property.

Claimant-A person or entity to whom the decedent of the estate has a financial or other obligation also known as a *creditor*.

Class action suit-A lawsuit in which one or more parties file a complaint on behalf of themselves and all other people who are "similarly situated" (suffering from the same problem).

Often used when a large number of people have comparable claims.

Clear and convincing evidence-Evidence indicating that the thing to be proved is highly probably or reasonably certain. This requires more than a "preponderance of the evidence" but less than "beyond a reasonable doubt."

Trial Courts Glossary of Terms

Clerk and Recorder-The Clerk and Recorder issues and records marriage licenses, records all real estate transactions, issues liquor licenses, registers voters, manages all primary, general and county elections, and sometimes city and school district elections. The Clerk and Recorder also operates the Motor Vehicle Divisions in the State of Colorado for titling vehicles and issuing license plates. There is a Clerk and Recorder in each county in Colorado.

Closing arguments-The final statements in a trial arguing for the evidence you presented or against the evidence the other side presented. This is your final chance to persuade the Judge or jury.

Co-petitioner-A person who jointly completes, signs, and files a written Petition, or a written application to the Court with the Petitioner, asking for specific action to be taken.

Coercion-Compulsion by physical force or threat of physical force; an act, such as signing a will under coercion, is not legally valid.

Cohabitation-A living arrangement in which an unwed couple live together in an intimate relationship that resembles a marriage.

Collateral-An asset that a borrower agrees to give up if he or she fails to repay a loan.

Collateral estoppel-In civil litigation, an affirmative defense to a claim that bars a party from relitigating an issue determined in an earlier action, even if the two actions significantly differ from one another.

Collusion-A secret agreement between two or more persons, who seem to have conflicting interests, to abuse the law or the legal system, deceive a court or to defraud a third party.

Colorado Rules of Professional Conduct-The rules of conduct that govern the legal profession. The rules contain general ethical guidelines and specific rules written by the American Bar Association and adopted by the Colorado Supreme Court.

Comity-A code of etiquette that governs the interactions of courts in different states, localities and foreign countries. Courts generally agree to defer scheduling a trial if the same issues are being tried in a court in another jurisdiction. In addition, courts in this country agree to recognize and enforce the valid legal contracts and court orders of other countries.

Common law marriage-A marriage that takes legal effect, without license or ceremony, when a couple live together as husband and wife, intend to be married and hold themselves out to others as a married couple.

Community property-Property purchased or received by a couple during their marriage.

Comparative negligence-Also called comparative fault. The doctrine by which acts of opposing parties are compared in fault on a percentage basis. A party who is 50 percent or more at fault cannot recover. A party who is less than 50 percent at fault may recover, but at the reduced percentage.

Trial Courts Glossary of Terms

Compensatory damages-Money awarded to reimburse actual costs, such as medical bills and lost wages. Also awarded for things that are harder to measure, such as pain and suffering.

Complainant-In civil cases, the person who initiates a lawsuit. In criminal cases, the chief or only witness for the prosecution may sometimes be referred to as the complainant.

Complaint-In a civil action, the document that initiates a lawsuit. The complaint outlines the alleged facts and reason for the case. In a criminal action, a complaint is the preliminary charges filed against a defendant, usually filed by the police or court.

Concurrent jurisdiction-A situation where more than one court has jurisdiction over the same subject matter. Usually the first court that takes the case obtains jurisdiction.

Condemnation-A civil case in which the plaintiff, usually the Department of Transportation but may be a city or state district, is asking that property be condemned and taken so that it may be put to that department's use (See §38-3-105 C.R.S.).

Confidentiality-The state of having the release of certain information restricted. It is the relationship between a lawyer and a client, guardian and ward, or between spouses, with regard to the trust that is placed in the one by the other.

Conflict of interest-A conflict of interest occurs when a person or organization has a responsibility to two or more people or organizations at the same time, but doing the best thing for one may harm the other.

Contempt of court-A process brought before the Court to enforce non-compliance the existing order by one or more of the parties.

Continuance-The postponement of a court case for another time or day.

Contract-An agreement between two or more parties creating obligations enforceable or otherwise recognizable at law.

Contributory negligence-In any action based upon the negligence of the defendant, the plaintiff's own contributory negligence may either defeat or reduce the amount of recovery.

Conviction-A finding that the defendant is guilty in a criminal case.

Copyright-A person's property right to prevent others from copying works that they have written, authored or otherwise created.

Corroborating evidence-Additional evidence which strengthens or confirms already existing evidence.

Counterclaim-After a lawsuit is filed, a claim for relief brought by a defendant against the plaintiff, particularly a claim in opposition to or as a setoff against the plaintiff's claim.

Trial Courts Glossary of Terms

County Court Counter Claim: A civil case in which a defendant desires to counterclaim against the Plaintiff. In County Court if the counterclaim exceeds the jurisdiction of County Court, a transfer of the case to District Court may be requested by the defendant or made automatically by the court (See C.R.C.P. 313).

Court of record-Any court that makes a record of the proceedings.

County Felony-Criminal felony cases that have preliminary work done at the county court level before being bound over (sent) to district court.

Covenant- Provisions in a deed limiting the use of the property and prohibiting certain uses. Breach of covenant claims are usually filed by homeowners associations.

Creditor-A person or entity to whom the decedent of the estate has a financial or other obligation also known as a *claimant*.

Cross-claim-A claim by one defendant against another defendant.

Cross-examination-Questioning of the other party's witness.

Custodian-The person appointed to manage and dispense funds for a child without constricting court supervision and accounting requirements.

Custody-In family law cases, it is also known as allocation of parental responsibilities, and refers to decision-making and parenting time. In criminal cases, this means the restraint of a person's freedom in any significant way. Someone in jail is considered to be "in custody".

Cyberstalking-The act of threatening, harassing or annoying someone throughout cyberspace, with the intent of placing the recipient in fear that the person threatening will injure that person or the person's family or household.

Damages-The monetary compensation which may be recovered by a party for personal injury, or loss or damage to one's property or rights as a result of another party's unlawful act or negligence.

Debtor-A person who owes money, goods or services to another.

Decedent-A person who has passed away.

Declaratory Judgment- A civil case in which the plaintiff is asking the court to declare (order) something. It is used to settle and gain relief from uncertainty with respect to rights, status, or other legal relations.

Decree-The final order of the Court that disposes of or ends the marriage or legal separation proceedings.

Trial Courts Glossary of Terms

Deed-A written legal document that describes a piece of property and outlines its boundaries. The seller of a property transfers ownership by delivering the deed to the buyer in exchange for an agreed upon sum of money.

Default-If the defendant does NOT appear at the time of the hearing or file an answer, the Court may enter "default" or "failure to appear/answer" which entitles the plaintiff to all relief asked for in the complaint (i.e. money, possession of property, etc.).

Default judgment-When a party against whom a judgment for affirmative relief is sought has failed to plead or otherwise defend, she/he is in default and a judgment by default may be entered by the clerk of court.

Defendant-The person that is being sued or the person charged with a crime in a criminal case.

Dependency and Neglect- A child is dependent or neglected if a parent, guardian, or legal custodian has abandoned the child or has subjected the child to mistreatment or abuse, whether the parent is or is not at fault. In addition, a child is dependent or neglected if the child has run away from home or is beyond the control of their parents (For other examples, see §19-3-102 C.R.S.).

Depose-To make a deposition, to give evidence in the shape of a deposition, to make statements which are written down and sworn to; to give testimony which is reduced to writing by a duly qualified officer and sworn to by the deponent.

Deposition-The testimony of a witness, taken in writing, under oath or affirmation, in answer to questions. This is held out of court with no Judge present, but the answers often can be used as evidence in the trial.

Determination of Interests- A civil case in which the plaintiff asks the court to determine his or her interest in something. (*e.g. two attorneys have been partners in a law practice. Now the partnership is being dissolved, and the attorneys cannot agree on who gets what, for example: furniture, computer, client list, etc.*).

Devisee-A person or entity designated in a Will to receive real or personal property.

Diligent efforts-Steady, persistent efforts to locate an individual to complete personal service, including contacting friends, family, business associates; completing an internet search; and attempting personal service by a Process Server, Police Department or Sheriff's Office.

Dismissal with prejudice-A dismissal "with prejudice" bars refileing of the lawsuit or charge.

Dismissal without prejudice-The dismissal of a case while allowing the party to sue again on the same cause of action at some future time.

Trial Courts Glossary of Terms

Disposition- The final settlement of a matter, and with reference to decisions announced by a court, a judge's ruling is commonly referred to as a disposition.

Dissolution- Often used in divorce cases. Ending a marriage or civil union.

Distraint Warrant- A filing by the State Department of Revenue for a judgment for outstanding State Taxes that allows for a lien to be placed on the debtor's assets..

District Court- District Courts hear civil cases in any amount, as well as domestic relations, criminal, juvenile, probate, and mental health cases. District court decisions may be appealed to the Colorado Court of Appeals (in some cases directly to the Colorado Supreme Court).

Docket- The schedule of court proceedings.

Domicile- The permanent residence of a person, a place to which, even if he/she were temporary absence, they intend to return. In law, it is said that a person may have many residences but only one domicile.

Duces tecum- Latin meaning "bring with you". Used most frequently for a subpoena (as in "subpoena duces tecum") which seeks not the appearance of a person before a court but the surrender of a thing (document or some other evidence) by its holder, to the court, to serve as evidence in a trial.

Due process- A fundamental, constitutional guarantee that all legal proceedings will be fair and that one will be given notice of the proceedings and an opportunity to be heard before the government acts to take away one's life, liberty, or property.

Duress- Where a person is prevented from acting (or not acting) according to their free will, by threats or force or force of another, it is said to be "Under Duress".

Early neutral evaluation- An early intervention in a lawsuit by a court appointed evaluator, to narrow, eliminate, and simplify issues and to assist in case planning and management. Settlement of the case may occur.

Easement- Gives one party the right to go onto another party's property. Utilities often get easements.

Emancipation- The freeing of a minor child from the control or custody of his or her parent(s) and allowing the minor to live on his or her own or under the control of others. It usually applies to adolescents who leave their parents' household by agreement or demand. Emancipation may also end the responsibility of a parent for the acts of a child, including debts, negligence, or criminal acts.

En banc- A session in which the entire membership of the court participates in a decision.

Encumbrance- Any claim or restriction on a property's title.

Trial Courts Glossary of Terms

Enjoin-To order a person to perform, or to abstain and desist from performing a specified act or course of conduct.

Escrow-Money or documents, such as a deed or title, held by a third party until the conditions of an agreement are met. For instance, pending the completion of a real estate transaction, the deed to the property will be held "in escrow."

Estate-All property owned by a person on the date of death that is subject to probate.

Eviction-Legally removing someone from a property, like an apartment or house, because they aren't paying rent or aren't following the rules in a lease.

Evidence-The testimony, writings, material objects, or other things presented to the senses that are offered to prove the existence or nonexistence of a fact.

Ex parte-Latin that means "by or for one party." A proceeding in which only one party takes part.

Exemplified-Copy of a court document with court seals from the out-of-state Court verifying the authenticity of the document.

Exhibit-A paper document or other physical object or photograph introduced into evidence to prove or deny a claim during a trial, hearing, or deposition.

Exigent circumstances-Emergency conditions.

Expedited Placement- A dependency and neglect case in which at least one child of the family is under the age of 6 years on the date the petition is filed qualifies as an Expedited Permanency Planning (EPP) case (§19-3-104 C.R.S.).

Expert witness-A witness with a specialized knowledge of a subject who is allowed to discuss an event in court even though he or she was not present.

Expunge-To physically erase, to white or strike out. To "expunge" something from a court record means to remove every reference to it. In juvenile delinquency records, "such records are deemed never to have existed".

Extortion-Forcing a person to give up property through the use of violence, fear or under pretense of authority.

Fact-finder-The person or persons who make(s) determinations regarding the facts that are disputed by the parties in a case. When a trial involves a jury, the jurors are the fact-finders. If there is no jury, then the judge or magistrate is the fact-finder.

Fact-finding-An investigation of a dispute by a neutral third party who examines the issues and facts in a case, and who may or may not recommend settlement procedures.

Family Court Facilitator-An individual who assists with domestic relations cases and conducts Initial Status Conferences. The Family Court Facilitator can help you understand

Trial Courts Glossary of Terms

what you need to do during your case, answer questions, and give you instructions about the next steps in your case. The Family Court Facilitator cannot give legal advice.

Family Support Registry-The central payment processing center for the State of Colorado for child support and maintenance (spousal/partner support)

Felony-A crime punishable by imprisonment or by death in a state penal institution.

Fiduciary-A person having a legal relationship of trust and confidence to another and having a duty to act primarily for the other's benefit, e.g., a guardian or trustee.

File-To deposit with the clerk of the court a written complaint or petition which is the opening step in a lawsuit and subsequent documents, including an answer, motions, petitions, orders etc.

A record of the court. A paper is said to be **filed** when it is delivered to the court to be kept on file as a matter of record and reference.

Forcible Entry and Detainer-Eviction; a civil case in which the plaintiff is seeking to regain possession of leased.

Foreclosure-When a borrower cannot repay a loan on a piece of property, like a house or condominium, and the lender asks the court for an order to force the sale of the property.

Foreclosure other than Rule 120- A legal proceeding to terminate a mortgager's interest in property, instituted by the lender either to gain title or to force a sale in order to satisfy the unpaid debt secured by the property (See §38-38-701 C.R.S.).

Foreign judgment-Any judgment, decree, or order of a court of the United States or of any other courts outside of Colorado that should be honored and given effect by Colorado courts. (Civil protection orders issued by other states are not considered foreign judgments and have their own process and rules for enforcement, found in C.R.S. § 13-14-104.)

Forgery-A false document, signature, or other imitation of an object of value used with the intention to deceive another into believing it is the real thing.

Formal-Opening an estate after prior notice to Interested Persons.

Fraud-Intentionally deceiving someone and causing that person to suffer a loss.

Fugitive-A person who runs away to avoid arrest, prosecution or imprisonment.

Gag order-A judge's order prohibiting the attorneys and parties in a pending lawsuit or criminal prosecution from talking about the case to the media or the public.

Garnishee-The person or entity (often a bank or employer) that receives a court order garnishing wages or funds it owes to a debtor.

Trial Courts Glossary of Terms

Garnishment-A court-ordered procedure for taking money or property from someone to satisfy a debt. For example, a debtor's wages might be garnished to pay child support, back taxes, or a lawsuit judgment.

Good faith-Honestly and without deception.

Goods Sold and Delivered- A civil case in which the plaintiff claims that defendant purchased products, not services, but has failed to pay for them.

Grand jury-A panel of members of the public chosen from regular jury pool lists. This panel determines whether there is enough evidence to charge someone for a serious crime. Any charges issued by a grand jury are called indictments.

Green card-Also known as a permanent resident card. A Green Card holder is an immigrant who has become a lawful permanent resident of the U.S., and who can work legally, travel abroad and return, apply for permission for his/her spouse and children to immigrate to the U.S., and become eligible for citizenship.

Gross negligence-Refers to actions or inactions where there was a failure to use even the slightest amount of care in a way that shows recklessness or willful disregard for the safety of others.

Guardian-A person who is trusted by law with the care of another person or property of another, or both, as a minor or someone legally incapable of managing his or her own affairs.

Guardian ad litem-A court-appointed representative who is to defend or protect the interest of a person under legal disability, such as a child or incompetent individual involved in a legal court proceeding.

Guardianship-The office, duty, or authority of a guardian.

Habeas corpus-Latin phrase meaning "you have the body". A Writ of Habeas Corpus is an order to bring a person before the court.

Habitual offender-Also known as a "recidivist." A person who is convicted and sentenced for multiple crimes over a period of time and even after serving sentences of incarceration, demonstrating a tendency toward criminal conduct.

Harassment-Used in variety of legal contexts to describe words, gestures, and actions which tend to annoy, alarm and abuse (verbally) another person.

Hearing-Any proceeding before a judge or other magistrate without a jury in which evidence and/or argument is presented to determine some issue of fact or both issues of fact and law. While technically a trial with a judge sitting without a jury fits the definition, a hearing usually refers to brief sessions involving a specific question at some time prior to the trial itself.

Trial Courts Glossary of Terms

Hearsay-A written or spoken statement that was made outside of the court by someone other than the person testifying about that statement.

Heir-Person entitled to the property of the Decedent under statutes of Intestate Succession.

Heirs-Persons who are entitled by law to inherit the property of the deceased if there is no will specifying how the property should be divided.

Holographic will-An un-witnessed handwritten will. A few states, including Colorado, allow such documents to be admitted to probate, but most courts are very reluctant to accept them.

Homicide-The killing of one human being by the act, procurement, or omission of another. A person is guilty of criminal homicide if he purposely, knowingly, recklessly or negligently causes the death of another human being. Criminal homicide is murder, manslaughter or negligent homicide.

Hostile witness-A witness who testifies against the party who has called the person to testify. The hostile witness may be asked leading questions, as in cross-examination.

Hung jury-A divided jury that cannot agree on a unanimous verdict.

Illicit-Not permitted or allowed; unlawful.

Immaterial-Not essential or necessary, not important or pertinent; without weight; of no significance.

Immunity-Freedom from duty or penalty; exemption, as from serving in an office or performing duties that the law generally requires other citizens to perform.

Impanel-All the steps of determining and forming the jury in the trial of a particular case.

Impaired mental condition-A condition of the mind, caused by mental disease or defect, which does not rise to the level of insanity but prevents the person from forming the mental state required to find him or her guilty of the crime. If he or she is found not guilty because of impaired mental condition, they may be committed to the Department of Institutions.

Impeach-To accuse or deny or contradict. To call into question the truthfulness of a witness through other evidence that shows that the witness should not be believed.

Implied consent laws-Laws adopted by all states that apply to testing for alcohol in the blood, breath or urine. The principle underlying these laws is that any licensed driver who operates a vehicle has consented to submit to approved tests to show intoxication.

In camera-In chambers; in private. A cause is said to be heard *in camera* either when the hearing is had before the judge in his/her private room or when all spectators are excluded from the courtroom.

Trial Courts Glossary of Terms

Inadmissible-Information which, under the established rules of evidence, cannot be admitted or received by the court.

Incapacitated person-A person who is unable to effectively receive and/or evaluate information or make or communicate decisions to such a degree that the individual lacks the ability to take care of his/her basic needs of physical health, safety or self-care.

Incarceration-Imprisonment or confinement in a jail or prison.

Incest-Any person who knowingly marries, inflicts sexual penetration, or sexual intrusion on an ancestor or descendant, including a natural child, child by adoption, or stepchild twenty-one years of age or older, a brother or sister of the whole or half blood, or an uncle, aunt, nephew or niece of whole blood.

Incoming Registration of Support-A domestic case in which a person had a Support Order that was entered in another state and he/she wants to enforce the case here, generally to modify the support order or to issue garnishments or wage assignments.

Incompetent-When someone is unable or unqualified to do something. The term also refers to someone who lacks the legal ability to stand trial or to testify, i.e., unqualified to testify.

Indictment-The formal written accusation of a crime made by a grand jury and presented to a court for prosecution against the accused person; the act or process of preparing or bringing the formal written accusation.

Indigent-A person meeting certain standards of poverty and, thereby, qualifying for waiver of fees or court-appointed counsel.

Informal-Opening an estate without prior notice of Interested Persons.

Informed consent-A person's agreement to allow something to happen or made with full knowledge of the risks involved and the alternatives.

Infraction-A violation, usually of a rule or local ordinance and usually not punishable by jail time.

Infringement-An act that interferes with one of the exclusive rights of a patent, copyright or trademark owner.

Initial Status Conference-A date for you to come to court to meet with a Family Court Facilitator who will help you understand what you need to do during your case, answer your questions, and give you instructions about the next steps in your case. However, you will not be given any legal advice.

Injunctive Relief- Plaintiff asks the court to restrain or enjoin another party from taking an action that may cause harm or result in injury, loss or damage to the plaintiff. May also include a temporary protection order. (See C.R.C.P. 65).

Trial Courts Glossary of Terms

Injunction-A court order directing a person to keep oneself from doing something or ordering the person to do something.

Intent-The state of mind accompanying an act, especially a forbidden act. While motive is the reason for doing some act, intent is the mental resolution or determination to do it.

Interested persons-Person identified by Colorado Law who must be given notice of a court proceeding. The term may include heirs, children, spouse, devisees, beneficiaries, creditors, claimants and persons having priority to serve as personal representative, depending on the circumstances.

Interlocutory-Refers to an order, judgment or appeal, that is temporary and issued or taken while the case is still pending and is not final.

Interrogatories-A written set of questions, submitted to an opposing party in a lawsuit as part of discovery, or served on a judgment debtor by a judgment creditor trying to collect a debt. Interrogatories must be answered in writing and under oath.

Intervenor-A person who voluntarily enters into an action or other proceedings with the approval of the court.

Intestate-An estate in which the person (decedent) did not live a will.

Intestate formal-Formal probate proceedings, with no will involved, may be commenced by an interested person filing a petition and, after notice and hearing, the court enters an order, adjudicates intestacy, determines heirs and appoints a personal representative.

Intestate Informal- Informal probate proceedings, with no will involved, may be commenced by an interested person filing an application for informal appointment..

Intestate succession-By Colorado law, a list of who will inherit the property when someone dies without a will.

Irrevocable trust-A trust that cannot be terminated by the settlor (the person who created the trust) once it's created.

Jeopardy-The risk of conviction and punishment that a criminal defendant faces at trial.

Joinder-The combining of parties or claims in a single lawsuit. Joinder can be either necessary or permissive.

Joint tenancy-Ownership by two or more people of the same property. This property may be real estate, cash or other items.

Judgment-A court's final determination of the rights and obligations of the parties in a case. The term includes a decree and any order that can be appealed.

Trial Courts Glossary of Terms

Judgment creditor-The person(s), company or group who should receive a specific amount of money according to the Court's order.

Judgment debtor-The person(s), company or group who owes a specific amount of money according to the Court's order.

Jurisdiction-A court's power to decide a case or issue a decree.

Jury-A group of persons selected according to law and given the power to decide questions of fact and return a verdict in a court case.

Justice-The fair and proper administration of laws. It can also refer to a judge, especially of an appellate court.

Juvenile-A person who has not reached the age of majority, usually 18.

Juvenile delinquent-An underage person that has committed a crime in states where by law a minor lacks responsibility and may not be sentenced as an adult.

Legal Separation-A court order granting the right to live apart, with the rights and obligations of divorced persons, but without divorce. The order can include issues relating to child custody, alimony, child support, division of property and debts.

Letters-A document issued by the Court, identifying the authority of the Personal Representative.

Levy-A legal process to obtain property or cash from the judgment debtor to satisfy a judgment.

Liability-Any legal responsibility, duty or obligation.

Lien-A claim that a person has upon the property of another as security for a debt owed.

Litigant-A party to a lawsuit, one who is engaged in litigation, usually referred to active parties in a case.

Litigation-A lawsuit, legal action, including all proceedings therein.

Magistrate-A person other than a judge authorized by Colorado law or by Colorado court rules to make orders or judgments in court proceedings, like trials or hearings.

Maintenance-Maintenance is the new term for "alimony" or "spousal/partner support". Maintenance is financial support paid to a former spouse or partner.

Mandate-A command, order or direction, written or spoken which the court is authorized to give and a person is must obey.

May-In legal terms, "may" is defined as "optional" or "can".

Trial Courts Glossary of Terms

Mechanics' Lien- Plaintiff has provided goods and/or services on a property (real property) for which he or she has not been paid and plaintiff has subsequently filed a lien against the property to ensure payment. (See §38-22-101 C.R.S.).

Mediation-A trained neutral person helps people involved in a court case reach their own solution.

Minor-A person who does not have the legal rights of an adult. Someone who has not yet reached the age of majority which in most states is the age of 18.

Misdemeanor- A criminal offense punishable by a sentence in the county jail.

Mistrial-A trial ended before a verdict is reached because of a basic error that is harmful to the defendant.

Modification-Any change to a current court order or decree.

Money- A civil case in which the plaintiff claims a demand for money owed.

Money judgment-Part of a judgment that requires the payment of money by one party (the judgment debtor) to another (the judgment creditor).

Moot-An issue which no longer is important.

Motion-A written or oral request a party makes to the Court for a specified ruling or order.

Motion in limine-A written motion which is usually made before or after the beginning of a jury trial for a protective order against extremely harmful evidence.

Motion to suppress-A motion asking that allegedly secured illegal evidence be left out of the trial.

Nominee-The person seeking appointment as Personal Representative.

Notary Public-A person authorized by the state in which the person resides to certify documents . The signature and seal or stamp of a notary public is necessary to attest to the oath of truth of a person making an affidavit and to attest that a person has acknowledged that he/she executed a deed, power of attorney or other document, and is required for recording in public records

Note- A civil case in which the plaintiff claims defendant has signed a note (a borrower's legally binding written promise to repay a debt to a lender on a specified date) and has defaulted on the payment for that note.

Oath-A serious affirmation or promise to tell the truth or to take a certain action.

Order-A formal written direction given by a judge or magistrate.

Trial Courts Glossary of Terms

Outgoing Registration of UIFSA- An administrative order filed by the Department of Health Services that they want to have enforced in another state.

Parental responsibility-This term includes both parenting time and decision-making responsibilities regarding the children. (The term "Custody" is no longer used.)

Parental Rights-In the State of Colorado the freedom to decide who cares for children and how. Also includes the freedom to decide how to spend time with a son or daughter, including activities and time, in order to raise a child. Decisions about school, religion, and medical treatment are included.

Parenting plan-A written document that identifies decision-making responsibilities, parenting time, relocation, child support, and child tax exemption relating to the children in a divorce or custody case.

Parenting time-Also known as "**Visitation**". The right of a parent to spend time with their children by order of the Court.

Party-One of the participants in a lawsuit or other legal proceeding who has an interest in the outcome.

Paternity-A specific man being the natural or biological father of a child.

Payable on Death (POD)-A bank account that names a specific person as beneficiary of all funds once the account holder dies. Probate is not necessary.

Permanent Protection Order (PPO)-An order granting continuous protection to prevent assaults and threatened bodily harm, domestic abuse, emotional abuse and stalking.

Person in Interest-Property owner or other individual or group named as the landlord on a lease or person who has some sort of involvement or investment in the rental or home.

Personal representative-A person at least 21, resident or non-resident of Colorado, who has been appointed to administer the estate of the Decedent and may also be referred to as an Executor/Executrix.

Personal Service-Delivering a summons, complaint, or other legal document which must be served by handing it directly to the person named in the document.

Petition-A written application to the Court asking for specific action to be taken.

Petitioner-A person who is completing and filing a written Petition (application) with the Court

In Probate: A person who files a Petition for Formal Appointment of Personal Representative and/or Determination of Heirs.

Plaintiff-The person who starts a lawsuit. This person may also be known as "claimant", "petitioner", or "applicant".

Trial Courts Glossary of Terms

Pleading-The formal presentation of claims and defenses by parties to a lawsuit. The specific papers by which the allegations of parties to a lawsuit are presented in proper form; specifically the complaint of a plaintiff and the answer of a defendant plus any additional responses to those papers that are authorized by law.

Power of Attorney-A written document in which one person appoints another person to act as an agent on his or her behalf, giving authority to perform certain acts or functions.

Prenuptial agreement-A written agreement setting out terms of the relationship for the division of property and financial issues for a couple who are about to live together or marry should the relationship or marriage later be dissolved.

Pro bono-For the good; used to describe work or services done or performed free of charge.

Pro se-(pronounced pro say) Latin phrase that means "for himself." A person who represents himself in court alone without the help of a lawyer is said to appear pro se.

Probate-A type of court case or area of law that focuses on guardianships, conservatorships, or division of a person's property after death.

Process Server-A person who serves or delivers legal paperwork.

Promissory note-A written document in which a borrower agrees (promises) to pay back money to a lender according to specified terms

Public Administrator Statement-A type of probate filing. The public administrator files statements of accounts in small estates.

Public Notice-Document which is submitted to the local newspaper (that must meet the qualifications of a legal publication) to publish notice of a requested name change.

Public Trustee-In Colorado, an individual appointed by the Governor that keeps deeds of trusts related to real estate, handles the sale of foreclosed real estate, and collects taxes related to real estate. A public trustee is appointed in each county or the treasurer in the county acts as public trustee.

Public Utilities Commission- A review of a decision by the Public Utilities Commission for the purpose of having the lawfulness of the final decision inquired into and determined. (See §40-6-115 C.R.S.).

Publication-A method of providing legal notice, conveying or making information generally known to the public, usually by means of an approved newspaper in the appropriate county or district.

Trial Courts Glossary of Terms

Real property-Land and all the things that are attached to it, like a garage or barn. Anything that is not real property is personal property. Personal property is anything that isn't nailed down, dug into, or built onto the land. A house is real property, but a dining room set is not.

Registered Agent-A person authorized to accept Service of Process for a corporation.

Registration of Foreign Decree- When a party to a domestic relations case, filed in another state, seeks to register (or file) an out-of-state case into the State of Colorado for purposes of enforcement. (See §14-11-101 C.R.S.).

Replevin-Legal way to get property back from a person who has wrongfully taken or kept property. You must have had or have the right to keep to the property.

Respondent-A person who has been named in a court case, and was served legal documents that were started and given to the Court by another person, known as the "Petitioner". If the Respondent wishes to have a say in the case they must file or give a response to the Court.

Return of Service-Written proof under oath by a process server saying that they delivered legal documents (such as a summons and complaint). "Return of Service" is also referred to as "Proof of Service".

Right of Survivorship-When property is owned by two or more people and one of the owners dies, his or her share goes to the remaining owners without needing to open a probate case.

Rule 105 Quiet Title- Plaintiff asks the court to determine the rights of all parties with respect to real property and its possession (See C.R.C.P. 105 and C.R.C.P. 105.1(b)).

Rule 106 Writs/Contempt-A civil case brought in district court that allows for relief to be obtained in the following instances: 1) where any person not being committed or detained for any criminal or supposed criminal matter is illegally confined or restrained; 2) to compel a lower judicial body, governmental body, corporation, board, officer or person to perform an act which the law specially enjoins as a duty resulting from an office, trust, or station, or to compel the admission of a party to the use and enjoyment of a right or office to which he is entitled, and from which he is unlawfully precluded; 3) when any person usurps, intrudes into, or unlawfully holds or exercises any office or franchise; 4) where any governmental body or officer or any lower judicial body exercising judicial or quasi-judicial functions has exceeded its jurisdiction or abused its discretion, and there is no remedy otherwise provided by law.

Rule 120 Deed of Trust- A party holding interest in property through an instrument in which there is default on the instrument, may ask the court to order the property sold by the public trustee (See C.R.C.P. Rule 120).

Satisfaction of Judgment-The document stating the Judgment Debtor has satisfied (paid) the judgment. If the judgment has been paid, this document must be filed by the Judgment Creditor with the Clerk of Court in order to remove the judgment from credit reports as being unpaid. The satisfaction can be "Full" or "Partial".

Trial Courts Glossary of Terms

Security Agreement-A contract between a lender and borrower that states that the lender can repossess the property a person has offered as collateral if the loan is not paid as agreed.

Self-represented Litigant-Also known as a Pro Se Party. A person who represents himself or herself in court without the help of a lawyer.

Separation Agreement-Written arrangements concerning custody or parental obligation, child support, spousal maintenance (alimony), and property division made by a married couple who are usually about to obtain a divorce or legal separation

Serve-To give court paperwork that starts a court case or is part of a court case to the person that is being sued or the other person in the case. This is done by a person who isn't involved in the case or a sheriff or private process server. The person starting the case **cannot** deliver the paperwork.

Service of Process

The official act by which a party is notified that a court action has been filed against them. They are personally served with a copy of the document(s) filed and information as to the steps they should take in order to respond to the court action.

Services Rendered- A civil case in which a party performs a service but is not compensated as agreed.

Settle-To reach an agreement.

Settlement-The resolution or compromise by the parties in a civil lawsuit.

Settlement Conference-An informal assessment and negotiation session conducted by a legal professional who hears both sides of the case, may advise the parties on the law and precedent relating to the dispute, and suggest a settlement. An informal assessment and negotiation session conducted by a legal professional who hears both sides of the case, may advise the parties on the law and precedent relating to the dispute, and suggest a settlement.

Shall-In legal terms, "shall" is defined as "required".

Single Transaction-A type of probate filing in which the court, without appointing a conservator, may enter an order to authorize, direct or ratify any transaction necessary or desirable for the best interests of the protected person.

Special Administrator Formal- A type of probate filing. A Special Administrator may be appointed by the Court on Petition of any interested person and finding, after notice and hearing, that appointment is necessary to preserve the estate or secure its proper administration, including when a personal representative cannot or should not act. (See §15-12-614 C.R.S.).

Trial Courts Glossary of Terms

Special Administrator Informal-A type of probate filing. A Special Administrator may be appointed informally by the Registrar on application of any interested person when necessary to protect the estate of a decedent prior to the appointment of a general personal representative or if a prior appointment has been terminated. (See §15-12-614 C.R.S.) Note there is a general policy in most courts to accept only formal proceedings.

Special District- Persons proposing the organization of a special district (i.e. water, fire protection, metropolitan, park & recreation, sanitation etc.) may petition the court for the organization of the district. (See §32-1-301 C.R.S.).

Specific Performance-A civil case in which the plaintiff claims that a contract exists between parties and one party has failed to perform the conditions of the contract. The plaintiff asks the court to order that the conditions of the contract be performed.

Statute of Limitations-Laws setting deadlines for filing lawsuits within a certain time after events occur that are the source of a claim.

Stay-An order stopping a judicial proceeding or execution of a judgment.

Stipulation-An agreement by opposing lawyers on any matter. Most stipulations must be in writing.

Strict Liability-A concept applied by courts in product liability cases in which a seller is liable for any and all defective or hazardous products that unduly threaten a consumer's personal safety.

Subpoena-An order to a witness to appear and testify at a specified time and place.

Subpoena Duces Tecum-Latin meaning, "bring with you". Subpoena duces tecum seeks not the appearance of a person before a court but the surrender of a thing (document or some other evidence) by its holder, to the court, to serve as evidence in a trial.

Summation-The closing argument in a trial.

Summons-(1)An order to a sheriff or other officer to notify a named person that a civil action has been commenced against him or her and that he or she is required to appear within a specified period and answer the complaint.(2) A written order or notice directing that a person appear before a designated court at a stated time and place and answer to a charge against him or her. (3) The document initiates all civil law suits and is referred to as process.

Supersedeas Bond-A bond required of a party who asks to set aside a judgment or execution and from which the other party may be paid if the action is unsuccessful.

Sworn Financial Statement-A written document that contains financial information to include monthly income, expenses, debts, and value of assets.

Trial Courts Glossary of Terms

Temporary Injunction-An automatic Court order in place until the Decree is entered or until further order of the Court. The order prevents the transfer of property, ending of insurance coverage, etc. without the permission of the other person in the case.

Temporary Order-Written paperwork from the Court, short-term, to deal with issues such as spousal maintenance (alimony), child support, or financial responsibilities until the final decree of divorce is made.

Temporary Protection Order (TPO)-Short-term written paperwork from the court granted without notice or hearing. A Temporary Protection Order (TPO) keeps one party from the other until the court can hear more evidence and decide whether to issue a permanent protection order.

Tenants in Common-Property that is owned by two or more people. When one person dies his or her part of the property goes to his or her estate rather than to the remaining co-owners. A probate case may be necessary.

Termination (terminated case)-A case in which all outstanding issues have been resolved; a case that has reached final resolution.

Testate-Estate in which the person who died left a will.

Testate Formal- A probate filing. A formal proceeding for adjudication regarding the priority or qualification of one who is an applicant for appointment as personal representative, or of one who previously has been appointed personal representative in informal proceedings, or if an issue concerning the testacy of the decedent is or may be involved (See §15-12-414 C.R.S.).

Testate Informal- A probate filing. An informal probate of will and informal appointment of personal representative.

Testator-The person who makes a will.

Testimony-The statements made by a witness, under oath, usually related to a legal proceeding; evidence given by a witness under oath or affirmation, as distinguished from evidence from writing and other sources.

Tort-An injury or wrong committed, with or without force, against someone or their property.

Transcript of Judgment-A one-page document from the Court that gives the name of the Judgment Debtor (person or company who owes money), Judgment Creditor (the person or company who is owed money) and the date and amount of the judgment.

Transferable on Death (TOD)-Naming beneficiaries to receive your money and property when you die without filing a probate case.

Trial Courts Glossary of Terms

Traverse-A denial; where a Defendant denies any important claim of fact in the Plaintiff's statement.

Trust-Property given to a trustee to manage for the benefit of another person. Generally the beneficiary gets interest and dividends on the trust assets for a set number of years.

Trustee-Person or group that supervises and manages a trust.

Uniform Veterans Guardianship-Act: A type of probate filing, commonly referred to as a UVGA case, which applies to beneficiaries of monies from the Veteran's Administration. The word guardian and guardianship is used but in essence this is a conservatorship and essentially treated as a conservatorship.

Valid Claim-A grievance that can be resolved by legal action.

Verdict-The opinion rendered by a jury, or a judge where there is no jury, on a question of fact. A verdict differs from a judgment in that a verdict is not a judicial determination, but is a finding of fact.

Vicarious Liability-When one person is liable for the negligent actions of another person, even though the first person was not directly responsible for the injury. For instance, a parent sometimes can be vicariously liable for the harmful acts of a child and an employer sometimes can be vicariously liable for the acts of a worker.

Victim-Any person aggrieved by the conduct of an offender. For a complete listing of who may be considered a victim, please see Section 18-1.3-602(4) of the Colorado Revised Statutes.

Wage execution-The act of taking a person's wages to satisfy a judgment. Also known as garnishment.

Waiver-The intentional and voluntary relinquishment of a legal right.

Waiver of Service-A voluntary acceptance of service by the Respondent giving up his or her right to proof of service or service of future court documents or notices of hearings from the Petitioner.

Warrant-An order issued by the court ordering any peace officer to arrest the person named or described in the order.

Warrantless Arrest-An arrest of a person without a warrant. It is generally permissible if the arresting officer has reasonable grounds to believe that the person has committed a felony or if the person has committed a misdemeanor amounting to a breach of the peace.

Witness-One who testifies under oath as to what she/he has seen, heard or otherwise observed.

Trial Courts Glossary of Terms

Writ-An order issued from a court requiring the performance of a specified act, or giving authority to have it done.

Writ of Attachment-A writ used to enforce obedience to an order or judgment of the court by taking property.

Writ of Certiorari-An order by the appellate court that is used when the court has discretion on whether or not to hear an appeal. If the writ is denied, the court refused to hear the appeal and, in effect, the judgment below stands unchanged. If the writ is granted, then it has the effect of ordering the lower court to certify the record and send it up to the higher court that will use its discretion to hear the case.

Writ of Execution-An order from the court to put in force the judgment or decree of a court by taking property of the person who owes money to pay a debt.

Writ of Habeas Corpus- Plaintiff claims that he or she has been illegally confined.