

Colorado Probation Fact Sheet

Fiscal Year 2017



Colorado Probation is an important component of the criminal justice system. It provides the court and the community with an alternative to incarceration for adults and juveniles who commit crimes. Probation staff are state employees and work under the administrative authority of the Judicial District's Chief Judge and Chief Probation Officer in each of the 22 judicial districts.



6.7 out of 10 (67%)

67% of probationers successfully complete probation (includes regular, private and intensive supervision).



\$ 8.5 million

in fees and surcharges were collected and used to assist probationers with court ordered treatment and services.

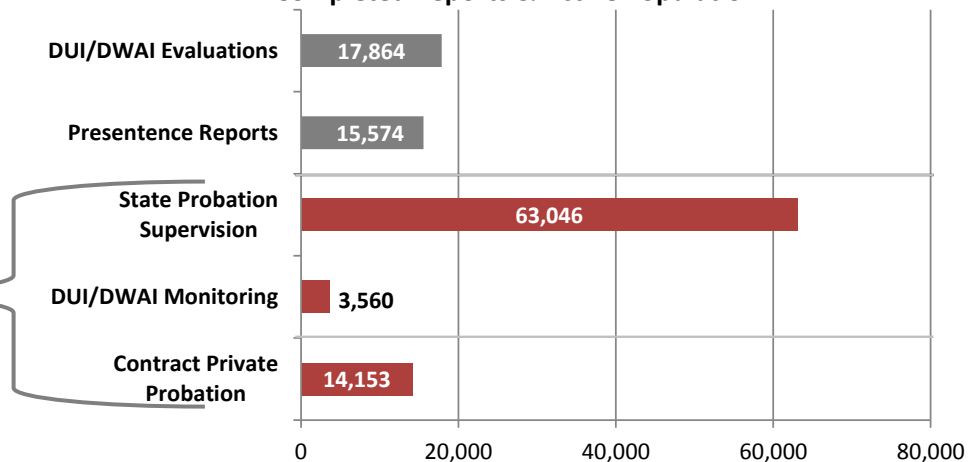


\$ 32.5 million

in restitution was collected and distributed to victims. An additional **\$24.8 million** was collected for victim assistance, victim compensation and restitution interest (\$1.3 million) was collected to further compensate victims.

Active Population
80,759

Completed Reports & Active Population



75 hour academy +40 hours annually

Probation officers must hold a Bachelor's degree and complete the probation academy and attend annual training.

17,832

17,832 victims of crime were notified by probation staff of their rights as required by the Victim Rights Amendment (VRA) enacted in 1993.

16%

16% of victims requested to receive notification of critical probation events as required under the VRA.

The Division of Probation Services (DPS), which operates within the State Court Administrator's Office (SCAO), works with probation departments to provide support, evaluation and training. DPS develops and publishes standards for regular probation and all intensive programs. Within the limits of statute and these state standards, each district may develop and structure programs that address the needs of the local court and community.

Dollars and Sense of Probation

Fiscal Year 2017

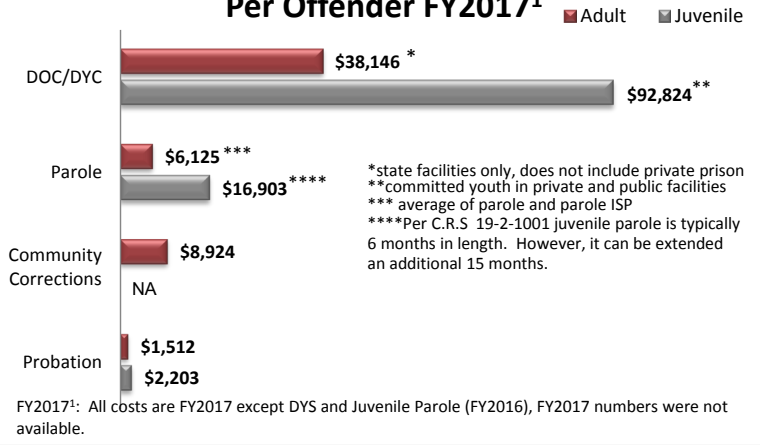


The cost of corrections is directly related to the level of containment for each sentencing option

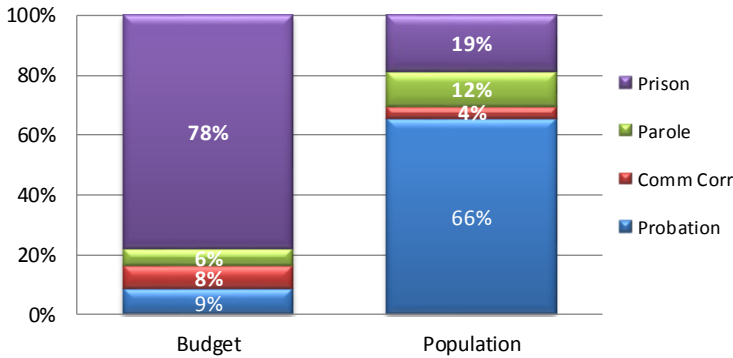


As Probation is community based and the least restrictive, it is also the least expensive option

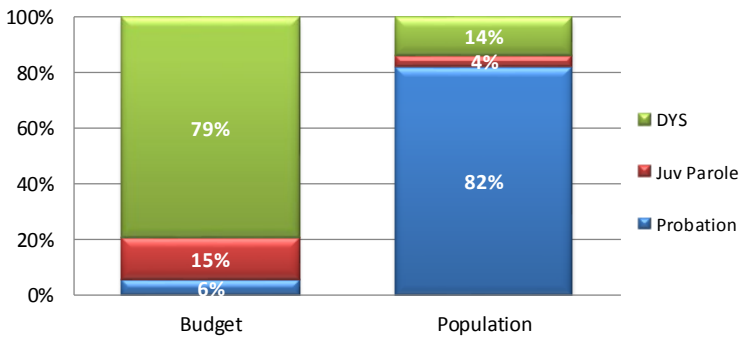
Annual Cost of Sentencing Options Per Offender FY2017¹



Adult Corrections Population Compared to General Fund Allocation for FY2017



Juvenile Corrections Population Compared to General Fund Allocation for FY2017



**PROBATION IS A
COST EFFECTIVE
UTILIZATION OF
TAXPAYER DOLLARS.**

Each of the correctional agencies receives funding as determined by the Legislature. General fund budget appropriations are distributed as shown in these charts (other dollars may be available through grants, cash funds, etc.). Correctional agencies also receive funding for treatment and other services for offenders, either in place of incarceration, during incarceration or to prepare for and assist in re-entry after incarceration.

Data Sources: Budgets: FY2017 Long Bill, general fund only. Populations: Judicial Annual Statistical Report 2017 (active caseload), Division of Criminal Justice: Colorado Correctional Populations Detail Report (6/30/2017) (Department of Corrections/Parole/Community Corrections) and the Research and Evaluation Unit, Division of Youth Services, Monthly Population Report (June 2017).

Office of the State Court Administrator, Division of Probation Services. www.courts.state.co.us.
Mike Garcia, Director. For questions contact kelli.hufford@judicial.state.co.us