

# Colorado Probation Fact Sheet

## Fiscal Year 2016



Colorado Probation is an important component of the criminal justice system. It provides the court and the community with an alternative to incarceration for adults and juveniles who commit crimes. Probation staff are state employees and work under the administrative authority of the Judicial District's Chief Judge and Chief Probation Officer in each of the 22 judicial districts.



**7 out of 10 (70%)**

70 % of probationers successfully complete probation (includes regular, private and intensive supervision) .



**\$ 8 million**

in fees and surcharges were collected and used to assist probationers with court ordered treatment and services.

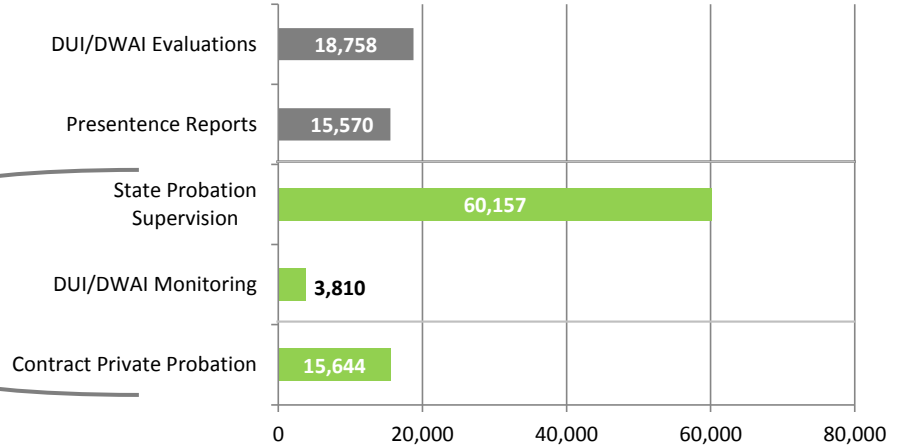


**\$ 31.8 million**

in restitution was collected and distributed to victims. An additional **\$23.7 million** was collected for victim assistance, victim compensation and restitution interest.

**Active Population**  
**79,611**

Completed Reports & Active Population



**75 hour academy +40 hours annually**

Probation officers must hold a Bachelor's degree and complete the academy and attend annual training.

**16,920**

16,920 victims of crime were notified by probation staff of their rights as required in the Victim Rights Amendment (VRA) enacted in 1993.

**18%**

18% of victims exercised their right to receive notification of critical probation events under the VRA.

The Division of Probation Services (DPS), which operates within the State Court Administrator's Office (SCAO), works with probation departments to provide support, evaluation and training. DPS develops and publishes standards for regular probation and all intensive programs. Within the limits of statute and these state standards, each district may develop and structure programs that address the needs of the local court and community.

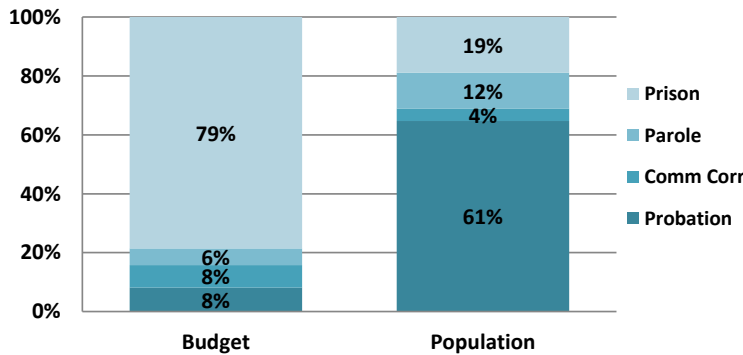
# Dollars and Sense of Probation

Probation provides an opportunity for offenders to remain in the community with supervision and specific conditions. Many probationers support themselves and their families, pay taxes and restitution and have access to a greater variety of treatment, education and training options than those offenders who are incarcerated.

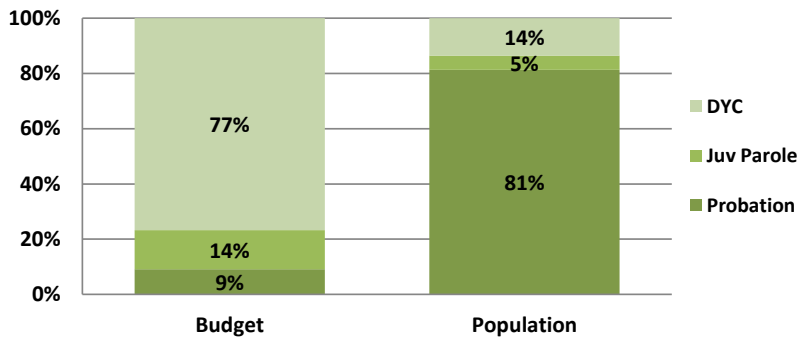
▶ The cost of corrections is directly related to the level of containment for each sentencing option

▶ As Probation is community based and the least restrictive, it is also the least expensive option

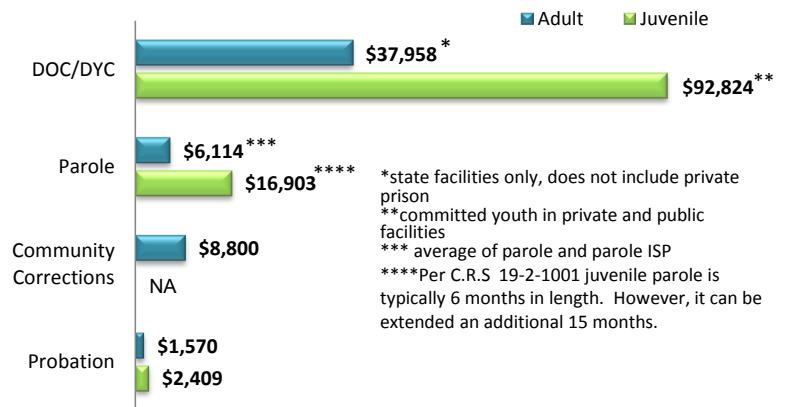
**Adult Corrections Population Compared to General Fund Allocation for FY2016**



**Juvenile Corrections Population Compared to General Fund Allocation for FY2016**



**Annual Cost of Sentencing Options Per Offender FY2016**



**PROBATION IS A COST EFFECTIVE UTILIZATION OF TAXPAYER DOLLARS.**

Each of the correctional agencies receives funding as determined by the Legislature. General fund budget appropriations are distributed as shown in these charts (other dollars may be available through grants, cash funds, etc.). Correctional agencies also receive funding for treatment and other services for offenders, either in place of incarceration, during incarceration or to prepare for and assist in re-entry after incarceration.

Data Sources: Budgets: FY2016 Long Bill, general fund only. Populations: Judicial Annual Statistical Report 2016 (active caseload), Division of Criminal Justice: Colorado Correctional Populations Detail Report (6/30/2016) (Department of Corrections/Parole/Community Corrections) and the Research and Evaluation Unit, Division of Youth Corrections, Monthly Population Report (June 2016).

Office of the State Court Administrator, Division of Probation Services. [www.courts.state.co.us](http://www.courts.state.co.us).  
 Mike Garcia, Director. For questions contact [kelli.hufford@judicial.state.co.us](mailto:kelli.hufford@judicial.state.co.us)