



Colorado Probation Fact Sheet

OFFICE OF THE STATE COURT ADMINISTRATOR
DIVISION OF PROBATION SERVICES

January 2011

Colorado Probation is an important part of the criminal justice system. It provides the court and the community with an alternative to incarceration for adults and juveniles who commit crimes. In FY10:

- The average daily population for adults and juveniles supervised on state probation was 50,476.
- The average daily population for monitoring adults convicted for DUI/DWAI was 11,448.
- The average daily population for adults supervised on private probation was 23,193.
- 14,133 adult and 2,151 juvenile pre-sentence investigation reports were prepared for the court.
- 25,454 alcohol/drug evaluations were completed for the court.
- 68% of offenders terminated successfully from regular probation (66% of adults and 73% of juveniles), fulfilling their court orders and terms of probation.
- Intensive programs (designated for high-risk adult, juvenile, sex offender and female offenders) successfully diverted 1,263 offenders from incarceration.
- 16,669 victims of crime were notified by probation staff of their rights as designated in the Victim Rights Amendment enacted in 1993, with 17% opting in to receive notification of critical probation events.
- Over \$26.2 million in restitution was collected and distributed to victims.
- An additional \$30 million was collected for victim assistance and compensations funds.
- Over \$8.7 million in fees and surcharges was collected and used to assist probationers with court-ordered treatment and services.

Probation staff are part of the state judicial system administered from the State Court Administrator's Office (SCAO) but managed locally by a Chief Probation Officer (CPO) in each of the 22 judicial districts.

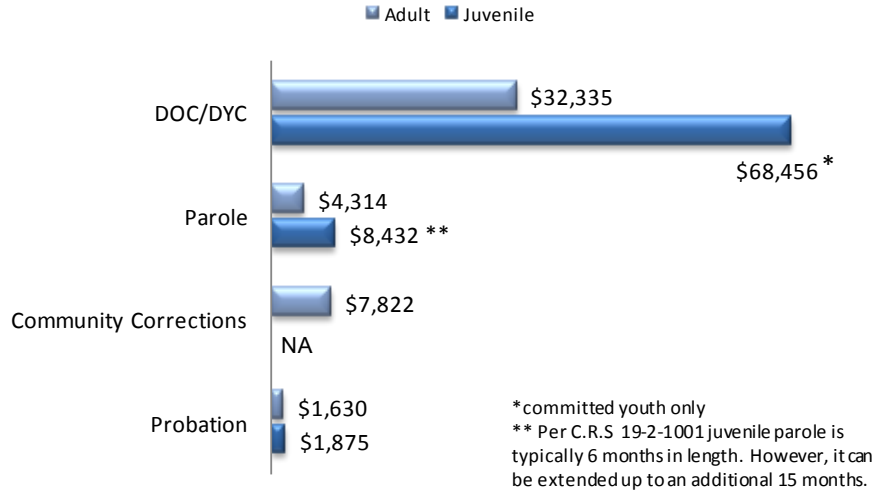
Probation Officers in Colorado are required to hold a Bachelor's degree from a four-year college or university with major course work preferably in Criminal Justice, Sociology, Psychology, Social Work or related fields. They bring diverse skills and expertise to the criminal justice system.

- All new probation officers receive 75 hours of basic training on the research, laws, policies and practices that apply to their caseload types. Annually, probation officers are required to complete 40 hours of training on the national, state or local level to update their knowledge base and add specialized training in areas such as domestic violence, sex offender supervision and technology.
- Research helps probation officers determine which kinds of interventions are most likely to work for different types of offenders. Treatment works if properly matched to offender needs and case specifics. Assessment tools are used to determine risk and need, then a personalized case management plan is developed accordingly. These evidence-based practices help insure tax dollars are spent efficiently and effectively.
- The Division of Probation Services (DPS) which operates in the State Court Administrator's Office works with the probation departments to employ assessments and case management strategies in accordance with policy. DPS develops and publishes guidelines and standards for regular probation and all intensive probation programs. Within the limits of statute and these state standards, each district may develop and structure programs that address the needs of the local court and the community.

The Dollars and Sense of Probation

Probation provides an opportunity for an offender to remain in the community with conditions. Many probationers support themselves and their families, contribute taxes, pay restitution and have access to a greater variety of treatment, education and training options than those offenders who are incarcerated.

Annual Cost of Sentencing Options Per Offender FY2010

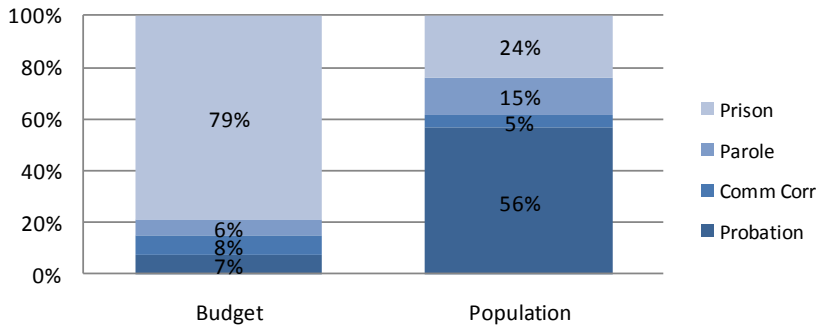


Source: DYC; DOC: Office of Planning & Analysis; DCJ: Office of Community Corrections; Division of Probation Services

The cost of corrections is directly related to the level of confinement of each sentencing option.

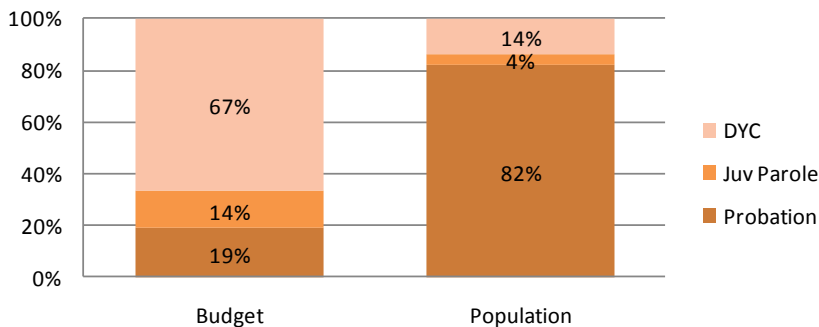
As Probation is community based and the least restrictive, it is also the least expensive option.

Adult Corrections Population Compared to General Fund Allocation for FY2010



PROBATION IS A COST-EFFECTIVE UTILIZATION OF TAXPAYER DOLLARS.

Juvenile Corrections Population Compared to General Fund Allocation for FY2010



Each of the correction agencies receives funding as determined by the legislature. General fund budget appropriations are distributed as shown in these charts (other dollars may be available through grants, cash funds, etc.). Relatively limited funding per offender is available outside correctional institutions. All correctional agencies would benefit from an increase in money used for treatment and other services to work with offenders, either in place of incarceration, during incarceration or to prepare for and assist in re-entry after incarceration.

Population/Budget Adult and Juvenile Charts Source: Budgets: FY20010 Long Bill general funds only. Populations: Judicial Annual Statistical Report 2010 (active caseload), DCJ: Colorado Correctional Populations Detail Report (6/30/10) (DOC/Parole/Comm Corrections) and the Research and Evaluation Unit, Division of Youth Corrections, Monthly Population Report (June 2010)